

Arvind Limited

LALBHAI GROUP

Naroda Road, Ahmedabad 380 025, India

T +9179 30138000 W www.arvind.com

CIN - L17119GJ1931PLC000093





UNAUDITED STANDALONE FINANCIAL RESULTS FOR THE QUARTER AND SIX MONTHS ENDED 30TH SEPTEMBER, 2014							
PART I						[Rs. in Crores]	
Sr. No.	Particulars	Quarter Ended			Six Months Ended		Year Ended
		30.09.14	30.06.14	30.09.13	30.09.14	30.09.13	31.03.14
		Unaudited	Unaudited	Unaudited	Unaudited	Unaudited	Audited
1	Income from operations						
	(a) Net Sales/Income from Operations (Net of excise duty)	1264.46	1263.86	1237.87	2528.32	2342.10	4838.74
	(b) Other Operating Income	3.21	13.67	(44.98)	16.88	(55.94)	(63.26)
	Total Income from operations (net)	1267.67	1277.53	1192.89	2545.20	2286.16	4775.48
2	Expenses						
	(a) Cost of materials consumed	584.13	549.25	531.24	1133.38	1017.00	2096.50
	(b) Purchase of stock-in-trade	19.79	15.53	19.89	35.32	39.24	77.92
	(c) Project Expenses	2.18	3.83	1.26	6.01	3.78	14.57
	(d) Changes in inventories of finished goods, work-in-progress and stock-in-trade	(95.43)	(1.92)	(31.40)	(97.35)	(56.27)	(66.30)
	(e) Employee benefit expense	145.26	134.62	130.18	279.88	252.75	508.84
	(f) Depreciation and amortisation expense	30.66	30.13	40.26	60.79	77.90	157.51
	(g) Power & Fuel	121.34	114.73	100.15	236.07	199.58	407.30
	(h) Stores Consumption	109.32	108.06	90.90	217.38	176.18	372.96
	(i) Other Expenses	187.05	157.84	142.78	343.87	262.20	573.30
	(j) Foreign Exchange Loss/(Gain)	(1.10)	(5.48)	9.99	(6.58)	12.00	14.22
	Total Expenses	1103.20	1106.59	1035.25	2208.77	1984.36	4156.82
3	Profit from Operations before Other Income, Finance Cost & Exceptional Items (1-2)	164.47	170.94	157.64	336.43	301.80	618.66
4	Other Income	37.71	36.64	22.44	73.33	46.20	84.44
5	Profit from ordinary activities before Finance Costs & Exceptional Items (3+4)	202.18	207.58	180.08	409.76	348.00	703.10
6	Finance Costs	81.77	79.08	70.89	160.85	136.52	278.11
7	Profit from ordinary activities after Finance Costs but before Exceptional Items (5-6)	120.41	128.50	109.19	248.91	211.48	424.99
8	Add/(Less) : Exceptional Item (Refer Note 5)	(3.27)	(0.17)	(4.01)	(3.44)	(15.76)	(16.40)
9	Profit from Ordinary Activities before tax (7+8)	117.14	128.33	105.18	245.47	195.72	408.59
10	Tax Expense :						
	- Current Tax	10.00	9.00	22.76	19.00	41.53	86.30
	- Deferred Tax	10.00	6.00	11.90	16.00	23.09	47.20
	- MAT Credit Entitlement	0.00	0.00	(22.76)	0.00	(41.53)	(86.30)
11	Net Profit from Ordinary Activities after tax (9-10)	97.14	113.33	93.28	210.47	172.63	361.39
12	Extraordinary Item (net of tax expense)	0.00	0.00	0.00	0.00	0.00	0.00
13	Net Profit for the period (11+12)	97.14	113.33	93.28	210.47	172.63	361.39
14	Paid-up Equity Share Capital (Face Value Rs.10/- per share)	258.24	258.21	258.04	258.24	258.04	258.17
15	Reserves excluding revaluation reserves as per Balance Sheet of previous accounting year						2103.42
16	EPS Rs.-(Not Annualised)						
	- Basic	3.76	4.39	3.61	8.15	6.69	14.00
	- Diluted	3.76	4.39	3.61	8.15	6.68	14.00

For Arvind Limited

Ahmedabad
November 7, 2014


Sanjay S. Lalbhai
Chairman & Managing Director

PART II		Select Information for the Quarter Ended 30.09.2014					
Particulars	Quarter Ended			Six Months Ended		Year Ended	
	30.09.14	30.06.14	30.09.13	30.09.14	30.09.13	31.03.14	
A PARTICULARS OF SHAREHOLDING							
1 Public Shareholding							
- Number of Shares	146025138	145991798	144642549	146025138	144642549	145070628	
- Percentage of shareholding	56.54%	56.54%	56.05%	56.54%	56.05%	56.19%	
2 Promoters & promoter group Shareholding							
a) Pledged / Encumbered							
- Number of Shares	455000	455000	455000	455000	455000	455000	
- Percentage of shares (as a % of the total shareholding of promoter & promoter group)	0.41%	0.41%	0.40%	0.41%	0.40%	0.40%	
- Percentage of shares (as a % of the total share capital of the Company)	0.18%	0.18%	0.18%	0.18%	0.18%	0.18%	
b) Non-encumbered							
- Number of Shares	111762931	111762931	112945520	111762931	112945520	112650761	
- Percentage of shares (as a % of the total shareholding of promoter & promoter group)	99.59%	99.59%	99.60%	99.59%	99.60%	99.60%	
- Percentage of shares (as a % of the total share capital of the Company)	43.28%	43.28%	43.77%	43.28%	43.77%	43.63%	
B INVESTOR COMPLAINTS							
Pending at the beginning of the quarter						Nil	
Received during the quarter						17	
Disposed of during the quarter						17	
Remaining unresolved at the end of the quarter						Nil	
Notes:							
1 The limited review of above unaudited financial results as required under Clause 41 of listing agreement has been carried out by statutory auditors.							
2 The above results were reviewed by the Audit Committee and taken on record by the Board of Directors at their meeting held on November 07, 2014.							
3 The Company has provided depreciation on fixed assets considering useful lives specified in Schedule II of the Companies Act, 2013 or as re-assessed. Accordingly, the useful life of certain assets required a change from previous estimates. Management believes that the revised useful lives of the assets reflect the periods over which these assets are expected to be used. As a result of change, the charge for depreciation for the quarter ended September 30, 2014, is lower by Rs. 10.38 Crores for the assets held as at April 1, 2014.							
4 Other income for the quarter includes (a) profit on sale of land held for sale/fixed assets Rs. 12.83 Crores (quarter ended June 30, 2014 Rs. Nil, quarter ended September 30, 2013 Rs. 0.99 Crores, six months ended September 30, 2014 Rs. 11.82 Crores, six months ended September 30, 2013 Rs. 9.10 Crores, year ended March 31, 2014 Rs. 8.33 Crores) and (b) profit on sale of investments of Rs. Nil (quarter ended June 30, 2014 Rs. 15.97 Crores).							
5 Exceptional Item for the quarter includes (a) Settlement charges of Deferred Electricity Duty Rs. 2.89 Crores and (b) Retrenchment Compensation paid to workers retired under Voluntary Retirement Scheme Rs. 0.38 Crores (quarter ended June 30, 2014 Rs. 0.17 Crores, quarter ended September 30, 2013 Rs. 4.01 Crores, six months ended September 30, 2014 Rs. 0.55 Crores, six months ended September 30, 2013 Rs. 15.76 Crores, year ended March 31, 2014 Rs. 16.40 Crores).							
6 Figures of the previous quarter/year have been regrouped wherever necessary.							
For Arvind Limited							
 Sanjay S. Lalbhai Chairman & Managing Director							
Ahmedabad November 7, 2014							

SEGMENTWISE REVENUE RESULTS AND CAPITAL EMPLOYED (STANDALONE)							
Sr. No	Particulars	Quarter Ended			Six Months Ended		Rs.in Crores
		30.09.14	30.06.14	30.09.13	30.09.14	30.09.13	Year Ended
		Unaudited	Unaudited	Unaudited	Unaudited	Unaudited	Audited
1	Segment Revenue (Net Sales / Income from Operations)						
	(a) Textiles	1224.62	1239.63	1166.39	2464.25	2236.24	4649.17
	(b) Brand and Retail	22.00	18.55	14.28	40.55	26.86	63.17
	(c) Real Estate	0.00	0.00	0.00	0.00	0.00	0.00
	(d) Others	32.67	27.17	21.38	59.84	43.11	102.72
	Total	1279.29	1285.35	1202.05	2564.64	2306.21	4815.06
	Add : Other Unallocable Income	0.00	0.00	0.00	0.00	0.00	0.00
	Less : Inter Segment Sales	11.62	7.82	9.16	19.44	20.05	39.58
	Net Sales / Income from Operations	1267.67	1277.53	1192.89	2545.20	2286.16	4775.48
2	Segment Results (Profit before Interest & Tax)						
	(a) Textiles	199.86	190.66	175.57	390.52	324.78	699.96
	(b) Brand and Retail	(4.01)	(3.13)	(1.44)	(7.14)	(0.12)	(8.27)
	(c) Real Estate	(0.21)	(0.09)	(0.10)	(0.30)	(0.62)	(0.80)
	(d) Others	(2.34)	(2.96)	(1.94)	(5.30)	(4.79)	(13.18)
	Total	193.30	184.48	172.09	377.78	319.25	677.71
	Less :						
	(a) Interest and Finance Charges (Net)	81.77	79.08	70.89	160.85	136.52	278.11
	(b) Other Unallocable expenditure (net of unallocable income)	(5.61)	(22.93)	(3.98)	(28.54)	(12.99)	(8.99)
	Profit Before Extra Ordinary Items & Tax	117.14	128.33	105.18	245.47	195.72	408.59
3	Capital Employed (Segment Assets - Segment Liability)						
	(a) Textiles	3047.35	2862.98	2943.32	3047.35	2943.32	2919.64
	(b) Brand and Retail	76.49	66.24	60.57	76.49	60.57	62.96
	(c) Real Estate	166.24	166.28	134.81	166.24	134.81	133.10
	(d) Others	125.68	118.87	115.94	125.68	115.94	126.67
	(e) Unallocable	2007.35	1991.04	1702.85	2007.35	1702.85	1881.49
	Total Capital Employed in Company	5423.11	5205.41	4957.49	5423.11	4957.49	5123.86
Note:							
1 Figures of the previous quarter/year have been regrouped wherever necessary.							
For Arvind Limited							
 Sanjay S. Lalbhai Chairman & Managing Director							
Ahmedabad November 7, 2014							

STATEMENT OF ASSETS & LIABILITIES AS AT 30TH SEPTEMBER, 2014 (STANDALONE)			
		Rs. in Crores	
	Particulars	As At	As At
		30.09.2014	31.03.2014
		Unaudited	Audited
A	EQUITY AND LIABILITIES		
1	Shareholders' Funds :		
	(a) Share Capital	258.24	258.17
	(b) Reserves and Surplus	2440.67	2377.98
	(c) Money received against share warrants	0.00	0.00
	Sub-Total - Shareholders' Funds	2698.91	2636.15
2	Share Application Money pending allotment	0.00	0.00
3	Non - Current Liabilities		
	(a) Long Tem Borrowings	1145.43	1154.46
	(b) Deferred Tax Liabilities (net)	76.02	60.02
	(c) Other Long Term Liabilities	0.00	0.00
	(d) Long Term Provisions	36.01	18.59
	Sub-Total - Non-current Liabilities	1257.46	1233.07
4	Current Liabilities		
	(a) Short Tem Borrowings	1371.43	1094.72
	(b) Trade Payables	668.53	715.19
	(c) Other Current Liabilities	318.79	278.37
	(d) Short Term Provisions	13.66	76.01
	Sub-Total - Current Liabilities	2372.41	2164.29
	TOTAL - EQUITY AND LIABILITIES	6328.78	6033.51
B	ASSETS		
1	Non-current Assets		
	(a) Fixed Assets	2614.73	2568.52
	(b) Non-current Investments	727.94	700.33
	(c) Deferred Tax Assets (net)	0.00	0.00
	(d) Long Term Loans & Advances	392.47	350.63
	(e) Other Non-current Assets	0.01	0.01
	Sub-Total - Non-current Assets	3735.15	3619.49
2	Current Assets		
	(a) Current Investments	0.00	0.00
	(b) Inventories	1039.34	942.61
	(c) Trade Receivables	474.75	518.93
	(d) Cash and cash equivalents	46.91	123.82
	(e) Short Term Loans & Advances	756.00	503.04
	(f) Other Current Assets	276.63	325.62
	Sub-Total - Current Assets	2593.63	2414.02
	TOTAL - ASSETS	6328.78	6033.51
For Arvind Limited			
<i>Sanjay Lalbhai</i>			
Sanjay S. Lalbhai			
Chairman & Managing Director			
Ahmedabad			
November 7, 2014			

UNAUDITED CONSOLIDATED FINANCIAL RESULTS FOR THE QUARTER AND SIX MONTHS ENDED 30TH SEPTEMBER, 2014

PART I							[Rs.in Crores]
Sr. No	Particulars	Quarter Ended			Six Months Ended		Year Ended
		30.09.14	30.06.14	30.09.13	30.09.14	30.09.13	31.03.14
		Unaudited	Unaudited	Unaudited	Unaudited	Unaudited	Audited
1	Income from operations						
	(a) Net Sales/Income from Operations (Net of excise duty)	1958.70	1754.30	1762.76	3713.00	3263.95	6912.70
	(b) Other Operating Income	5.93	18.25	(44.53)	24.18	(55.19)	(50.58)
	Total Income from operations (net)	1964.63	1772.55	1718.23	3737.18	3208.76	6862.12
2	Expenses						
	(a) Cost of materials consumed	623.63	578.78	546.43	1202.41	1047.56	2178.57
	(b) Purchase of stock-in-trade	529.99	269.74	387.82	799.73	612.35	1154.25
	(c) Project Expenses	19.98	15.02	10.01	35.00	40.14	101.97
	(d) Changes in Inventories of finished goods, work-in-progress and stock-in-trade	(279.78)	(51.67)	(127.47)	(331.45)	(217.04)	(208.70)
	(e) Employee benefit expense	203.09	188.46	174.01	391.55	337.23	679.32
	(f) Depreciation and amortisation expense	51.58	48.92	56.21	100.50	109.27	225.21
	(g) Power & Fuel	130.13	122.63	107.38	252.76	213.50	434.25
	(h) Stores Consumption	112.59	111.12	92.75	223.71	180.09	384.48
	(i) Other Expenses	382.66	319.51	290.13	702.17	556.55	1205.97
	(j) Foreign Exchange Loss /(Gain)	0.27	(4.02)	12.57	(3.75)	15.89	21.28
	Total Expenses	1774.14	1598.49	1549.84	3372.63	2895.54	6176.60
3	Profit from Operations before Other Income, Finance Cost & Exceptional Items (1-2)	190.49	174.06	168.39	364.55	313.22	685.52
4	Other Income	30.31	24.90	21.11	55.21	39.14	69.40
5	Profit from ordinary activities before Finance Costs & Exceptional Items (3+4)	220.80	198.96	189.50	419.76	352.36	754.92
6	Finance Cost	101.09	96.16	84.80	197.25	161.05	331.20
7	Profit from ordinary activities after Finance Costs but before Exceptional Items (5-6)	119.71	102.80	104.70	222.51	191.31	423.72
8	Add/(Less) : Exceptional Item (Refer Note 6)	(3.27)	(0.17)	(4.01)	(3.44)	(15.76)	(16.40)
9	Profit from Ordinary Activities before tax (7+8)	116.44	102.63	100.69	219.07	175.55	407.32
10	Tax Expense :						
	- Current Tax	14.12	11.39	24.99	25.51	46.76	102.61
	- Deferred Tax	10.05	1.06	8.84	11.11	13.40	37.81
	- Short Provision of Tax of earlier year	0.00	0.00	0.00	0.00	0.00	0.65
	- MAT Credit Entitlement	0.00	0.00	(22.76)	0.00	(41.53)	(86.30)
11	Net Profit from Ordinary Activities after tax (9-10)	92.27	90.18	89.62	182.45	156.92	352.55
12	Extraordinary Item (net of tax expense)	0.00	0.00	0.00	0.00	0.00	0.00
13	Net Profit for the period Before Minority Interest (11+12)	92.27	90.18	89.62	182.45	156.92	352.55
14	Less : Share of Minority Interest	(0.99)	(0.33)	(0.43)	(1.32)	(0.75)	(1.34)
15	Net Profit for the period (13-14)	93.26	90.51	90.05	183.77	157.67	353.89
16	Paid-up Equity Share Capital (Face Value Rs. 10/- per share)	258.24	258.21	258.04	258.24	258.04	258.17
17	Reserves excluding revaluation reserves as per Balance Sheet of previous accounting year						2050.25
18	EPS Rs.-(Not Annualised)						
	- Basic	3.61	3.51	3.49	7.12	6.11	13.71
	- Diluted	3.61	3.51	3.49	7.12	6.11	13.71

For Arvind Limited

Ahmedabad
November 7, 2014

Sanjay S. Lalbhai
 Chairman & Managing Director

Arvind Limited

LALBHAI GROUP

Naroda Road, Ahmedabad 380 025, India
T +91 79 30138000 W www.arvind.com

CIN - L17119GJ1931PLC000093

ARVIND

PART II Select Information for the Quarter Ended 30.09.2014							
	Particulars	Quarter Ended			Six Months Ended		Year Ended
		30.09.14	30.06.14	30.09.13	30.09.14	30.09.13	31.03.14
A	PARTICULARS OF SHAREHOLDING						
1	Public Shareholding						
	- Number of Shares	146025138	145991798	144642549	146025138	144642549	145070628
	- Percentage of shareholding	56.54%	56.54%	56.05%	56.54%	56.05%	56.19%
2	Promoters & promoter group Shareholding						
a)	Pledged / Encumbered						
	- Number of Shares	455000	455000	455000	455000	455000	455000
	- Percentage of shares (as a % of the total shareholding of promoter & promoter group)	0.41%	0.41%	0.40%	0.41%	0.40%	0.40%
	- Percentage of shares (as a % of the total share capital of the Company)	0.18%	0.18%	0.18%	0.18%	0.18%	0.18%
b)	Non-encumbered						
	- Number of Shares	111762931	111762931	112945520	111762931	112945520	112650761
	- Percentage of shares (as a % of the total shareholding of promoter & promoter group)	99.59%	99.59%	99.60%	99.59%	99.60%	99.60%
	- Percentage of shares (as a % of the total share capital of the Company)	43.28%	43.28%	43.77%	43.28%	43.77%	43.63%

Particulars	Quarter ended 30.09.14
B INVESTOR COMPLAINTS	
Pending at the beginning of the quarter	Nil
Received during the quarter	17
Disposed of during the quarter	17
Remaining unresolved at the end of the quarter	Nil

Notes:

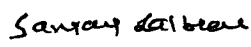
- The Company has intimated the Stock Exchange to publish only Consolidated Financial Results & hence the standalone financial results have not been published. However, the standalone financial results for the quarter ended September 30, 2014 is available on Company's website. (www.arvind.com)
- The consolidated and standalone financial results of the Company for the quarter ended September 30, 2014 have been reviewed by the Audit Committee and taken on record by the Board of Directors at their meeting held on November 07, 2014.
- Both the consolidated and standalone financial results have been submitted to the Bombay Stock Exchange Limited (BSE), National Stock Exchange of India Limited (NSE) and Ahmedabad Stock Exchange Limited (ASE) where the equity shares of the Company are listed.
- The Company has provided depreciation on fixed assets considering useful lives specified in Schedule II of the Companies Act, 2013 or as re-assessed. Accordingly, the useful life of certain assets required a change from previous estimates. Management believes that the revised useful lives of the assets reflect the periods over which these assets are expected to be used. As a result of change, the charge for depreciation for the quarter ended September 30, 2014, is lower by Rs.11.63 Crores for the assets held as at April 1, 2014.
- Other Income for the quarter includes (a) profit on sale of land held for sale/fixed assets Rs. 11.78 Crores (quarter ended June 30, 2014 Rs. 0.04 Crores, quarter ended September 30, 2013 Rs.1.09 Crores, six months ended September 30, 2014 Rs. 11.82 Crores, six months ended September 30, 2013 Rs.9.20 Crores, year ended March 31, 2014 Rs. 7.77 Crores) and (b) profit on sale of investments of Rs.0.08 Crores (quarter ended June 30, 2014 Rs.9.73 Crores, quarter ended September 30, 2013 Rs.0.03 Crores, six months ended September 30, 2014 Rs. 9.81 Crores, six months ended September 30, 2013 Rs. 0.48 Crores, year ended March 31, 2014 Rs. 0.72 Crores)
- Exceptional Item for the quarter includes (a) Settlement charges of Deferred Electricity Duty Rs. 2.89 Crores and (b) Retrenchment Compensation paid to workers retired under Voluntary Retirement Scheme Rs. 0.38 Crores (quarter ended June 30, 2014 Rs. 0.17 Crores, quarter ended September 30, 2013 Rs.4.01 Crores, six months ended September 30, 2014 Rs. 0.55 Crores, six months ended September 30, 2013 Rs. 15.76 Crores, year ended March 31, 2014 Rs.16.40 Crores).
- Figures of the previous quarter/year have been regrouped wherever necessary.
- Standalone Information :**

Particulars	Quarter Ended			Six Months Ended		Year Ended
	30.09.14	30.06.14	30.09.13	30.09.14	30.09.13	31.03.14
	Unaudited	Unaudited	Unaudited	Unaudited	Unaudited	Audited
Revenue	1267.67	1277.53	1192.89	2545.20	2286.16	4775.48
Profit before Tax	117.14	128.33	105.18	245.47	195.72	408.59
Profit after Tax	97.14	113.33	93.28	210.47	172.63	361.39

For Arvind Limited

Sanjay Lalbhai
Sanjay S. Lalbhai
Chairman & Managing Director

Ahmedabad
November 7, 2014

SEGMENTWISE REVENUE RESULTS AND CAPITAL EMPLOYED (CONSOLIDATED)							
						Rs.in Crores	
Sr. No	Particulars	Quarter Ended			Six Months Ended		Year Ended
		30.09.14	30.06.14	30.09.13	30.09.14	30.09.13	31.03.14
		Unaudited	Unaudited	Unaudited	Unaudited	Unaudited	Audited
1	Segment Revenue (Net Sales / Income from Operations)						
	(a) Textiles	1231.51	1239.64	1166.60	2471.15	2236.30	4648.97
	(b) Brand and Retail	644.71	462.87	501.54	1107.58	870.05	1915.44
	(c) Real Estate	19.67	13.91	11.63	33.58	26.24	91.65
	(d) Others	92.44	69.13	52.20	161.57	106.63	261.62
	Total	1988.33	1785.55	1731.97	3773.88	3239.22	6917.68
	Add : Other Unallocable Income	0.00	0.00	0.00	0.00	0.00	0.00
	Less : Inter Segment Sales	23.70	13.00	13.74	36.70	30.46	55.56
	Net Sales / Income from Operations	1964.63	1772.55	1718.23	3737.18	3208.76	6862.12
2	Segment Results (Profit before Interest & Tax)						
	(a) Textiles	199.01	189.86	173.06	388.87	321.70	697.27
	(b) Brand and Retail	15.57	(2.02)	12.63	13.55	8.05	38.37
	(c) Real Estate	2.56	1.31	0.78	3.87	7.35	21.71
	(d) Others	4.31	0.51	0.52	4.82	(0.50)	1.90
	Total	221.45	189.66	186.99	411.11	336.60	759.25
	Less :						
	(a) Interest and Finance Charges (Net)	101.09	96.16	84.80	197.25	161.05	331.20
	(b) Other Unallocable expenditure (net of un-allocable income)	3.92	(9.13)	1.50	(5.21)	0.00	20.73
	Profit Before Extra Ordinary Items & Tax	116.44	102.63	100.69	219.07	175.55	407.32
3	Capital Employed (Segment Assets - Segment Liability)						
	(a) Textiles	3221.42	3025.03	3006.33	3221.42	3006.33	3001.27
	(b) Brand and Retail	1132.35	1047.07	932.26	1132.35	932.26	1043.39
	(c) Real Estate	294.74	268.81	212.70	294.74	212.70	159.95
	(d) Others	288.33	287.98	232.23	288.33	232.23	261.99
	(e) Unallocable	1040.74	1065.63	992.48	1040.74	992.48	1132.63
	Total Capital Employed in Company	5977.58	5694.52	5376.00	5977.58	5376.00	5599.23
Notes :							
1 Figures of the previous quarter/year have been regrouped wherever necessary.							
For Arvind Limited							
 Sanjay S. Lalbhai Chairman & Managing Director							
Ahmedabad November 7, 2014							

STATEMENT OF ASSETS & LIABILITIES AS AT 30TH SEPTEMBER, 2014 (CONSOLIDATED)			
		Rs. in Crores	
		Consolidated	
	Particulars	As At 30.09.2014 Unaudited	As At 31.03.2014 Audited
A	EQUITY AND LIABILITIES		
1	Shareholders' Funds :		
	(a) Share Capital	258.24	258.17
	(b) Reserves and Surplus	2327.85	2324.81
	(c) Money received against share warrants	0.00	0.00
	Sub-Total - Shareholders' Funds	2586.09	2582.98
2	Share Application Money pending allotment	0.00	0.00
3	Minority Interest	32.70	24.24
4	Non - Current Liabilities		
	(a) Long Tem Borrowings	1346.66	1345.46
	(b) Deferred Tax Liabilities (net)	39.18	43.49
	(c) Other Long Term Liabilities	33.00	25.24
	(d) Long Term Provisions	42.39	23.07
	Sub-Total - Non-current Liabilities	1461.23	1437.26
5	Current Liabilities		
	(a) Short Tem Borrowings	1766.56	1448.77
	(b) Trade Payables	1480.30	1249.47
	(c) Other Current Liabilities	474.88	535.75
	(d) Short Term Provisions	25.77	84.76
	Sub-Total - Current Liabilities	3747.51	3318.75
	TOTAL - EQUITY AND LIABILITIES	7827.53	7363.23
B	ASSETS		
1	Non-current Assets		
	(a) Fixed Assets	3085.35	3005.31
	(b) Goodwill on Consolidation	102.34	22.04
	(c) Non-current Investments	57.44	128.05
	(d) Deferred Tax Assets (net)	0.00	0.00
	(e) Long Term Loans & Advances	623.67	559.96
	(f) Other Non-current Assets	7.64	5.38
	Sub-Total - Non-current Assets	3876.44	3720.74
2	Current Assets		
	(a) Current Investments	-	1.28
	(b) Inventories	1974.23	1628.14
	(c) Trade Receivables	986.82	1009.31
	(d) Cash and cash equivalents	89.37	166.33
	(e) Short Term Loans & Advances	622.55	502.50
	(f) Other Current Assets	278.12	334.93
	Sub-Total - Current Assets	3951.09	3642.49
	TOTAL - ASSETS	7827.53	7363.23
	For Arvind Limited		
	<i>Sanjay Lalbhai</i>		
	Sanjay S. Lalbhai		
	Chairman & Managing Director		
	Ahmedabad November 7, 2014		