

INDEPENDENT AUDITOR'S REVIEW REPORT ON REVIEW OF INTERIM FINANCIAL RESULTS

**TO THE BOARD OF DIRECTORS OF
ARVIND OG NONWOVENS PRIVATE LIMITED**

Introduction

We have audited the accompanying standalone financial results of **The Arvind OG Nonwovens Private Limited** ("the Company") for the year ended March 31, 2025 and the statement of assets and liabilities and the statement of cash flows as at and for the year ended on that date.

This Statement which is the responsibility of the Company's Management and approved by the Board of Directors, has been prepared in accordance with the recognition and measurement principles laid down in the Indian Accounting Standard 34 "Interim Financial Reporting" ("Ind AS 34"), prescribed under Section 133 of the Companies Act, 2013 read with relevant rules issued thereunder and other accounting principles generally accepted in India. Our responsibility is to issue a report on the Statement based on our review.

Scope of Review

We conducted our review of the Statement in accordance with the Standard on Review Engagements (SRE) 2410 'Review of Interim Financial Information Performed by the Independent Auditor of the Entity', issued by the Institute of Chartered Accountants of India. This Standard requires that we plan and perform the review to obtain moderate assurance as to whether the Statement is free of material misstatement. A review is limited primarily to inquiries of Company personnel and analytical procedures applied to financial data and thus provides less assurance than an audit. We have not performed an audit and, accordingly, we do not express an audit opinion.

Conclusion

Based on our review conducted as stated above, nothing has come to our attention that causes us to believe that the accompanying Statement, prepared in accordance with the aforesaid Indian Accounting Standards and other recognized accounting practices and policies has not disclosed the information required to be disclosed in terms of Regulation 33 of the SEBI (Listing Obligations and Disclosure Requirements) Regulations, 2015 including the manner in which it is to be disclosed, or that it contains any material misstatement.

Basis of Preparation and Restriction on Distribution and Use

The aforesaid Statement has been prepared by the Company's management for submission to the management of Arvind Limited ("the Holding company"), for consolidation by the Holding Company for the purpose of submitting its consolidated financial results for the year ended March 31, 2025, pursuant to the requirement of Regulation 33 of SEBI (Listing Obligations and Disclosure Requirements) Regulations, 2015 as modified by Circular No. CIR/CFD/FAC/62/2016 dated July 5, 2016 as applicable to the Holding company and may not be suitable for any other purpose. Our report is intended solely for aforementioned use and should not be distributed or used for any other purpose.

For **Sorab S. Engineer & Co.**

Chartered Accountants

Firm Registration No. 110417W

Chokshi Shreyas B.

CA. Chokshi Shreyas B.

Partner

Membership No. 100892

UDIN: 25100892BMIEUF4848



May 8, 2025

Ahmedabad

INDEPENDENT AUDITOR'S REPORT

TO THE MEMBERS OF ARVIND OG NONWOVENS PRIVATE LIMITED

Report on the Audit of the Financial Statements

Opinion

We have audited the accompanying financial statements of Arvind OG Nonwovens Private Limited ("the Company"), which comprise the Balance Sheet as at March 31, 2025, the Statement of Profit and Loss (including Other Comprehensive Income), the Statement of Changes in Equity and the Statement of Cash Flows for the year ended on that date, and a summary of the significant accounting policies and other explanatory information (hereinafter referred to as "the financial statements").

In our opinion and to the best of our information and according to the explanations given to us, the aforesaid financial statements give the information required by the Companies Act, 2013 ("the Act") in the manner so required and give a true and fair view in conformity with the Indian Accounting Standards prescribed under section 133 of the Act read with the Companies (Indian Accounting Standards) Rules, 2015, as amended, ("Ind AS") and other accounting principles generally accepted in India, of the state of affairs of the Company as at March 31, 2025, the profit and total comprehensive loss, changes in equity and its cash flows for the year ended on that date.

Basis for Opinion

We conducted our audit of the financial statements in accordance with the Standards on Auditing specified under section 143(10) of the Act (SAs). Our responsibilities under those Standards are further described in the *Auditor's Responsibilities for the Audit of the Financial Statements* section of our report. We are independent of the Company in accordance with the Code of Ethics issued by the Institute of Chartered Accountants of India (ICAI) together with the independence requirements that are relevant to our audit of the financial statements under the provisions of the Act and the Rules made thereunder, and we have fulfilled our other ethical responsibilities in accordance with these requirements and the ICAI's Code of Ethics. We believe that the audit evidence we have obtained is sufficient and appropriate to provide a basis for our audit opinion on the financial statements.

Information Other than the Financial Statements and Auditor's Report Thereon

The Company's Board of Directors is responsible for the preparation of the other information. The other information comprises the information included in the Board's Report, but does not include the financial statements and our auditor's report thereon.

Our opinion on the financial statements does not cover the other information and we do not express any form of assurance conclusion thereon.

In connection with our audit of the financial statements, our responsibility is to read the other information and, in doing so, consider whether the other information is materially inconsistent with the financial statements or our knowledge obtained during the course of our audit or otherwise appears to be materially misstated.

If, based on the work we have performed, we conclude that there is a material misstatement of this other information, we are required to report that fact. We have nothing to report in this regard.

Management's Responsibility for the Financial Statements

The Company's Board of Directors is responsible for the matters stated in section 134(5) of the Act with respect to the preparation of these financial statements that give a true and fair view of the financial position, financial performance, total comprehensive income, changes in equity and cash flows of the Company in accordance with the Ind AS and other accounting principles generally accepted in India. This responsibility also includes maintenance of adequate accounting records in accordance with the provisions of the Act for safeguarding the assets of the Company and for preventing and detecting frauds and other irregularities; selection and application of appropriate accounting policies; making judgments and estimates that are reasonable and prudent; and design, implementation and maintenance of adequate internal financial controls, that were operating effectively for ensuring the accuracy and completeness of the accounting records, relevant to the preparation and presentation of the financial statements that give a true and fair view and are free from material misstatement, whether due to fraud or error.

In preparing the financial statements, management is responsible for assessing the Company's ability to continue as a going concern, disclosing, as applicable, matters related to going concern and using the going concern basis of accounting unless management either intends to liquidate the Company or to cease operations, or has no realistic alternative but to do so.


The Board of Directors are responsible for overseeing the Company's financial reporting process.

Auditor's Responsibilities for the Audit of the Financial Statements

Our objectives are to obtain reasonable assurance about whether the financial statements as a whole are free from material misstatement, whether due to fraud or error, and to issue an auditor's report that includes our opinion. Reasonable assurance is a high level of assurance, but is not a guarantee that an audit conducted in accordance with SAs will always detect a material misstatement when it exists. Misstatements can arise from fraud or error and are considered material if, individually or in the aggregate, they could reasonably be expected to influence the economic decisions of users taken on the basis of these financial statements.

As part of an audit in accordance with SAs, we exercise professional judgment and maintain professional skepticism throughout the audit. We also:

- Identify and assess the risks of material misstatement of the financial statements, whether due to fraud or error, design and perform audit procedures responsive to those risks, and obtain audit evidence that is sufficient and appropriate to provide a basis for our opinion. The risk of not detecting a material misstatement resulting from fraud is higher than for one resulting from error, as fraud may involve collusion, forgery, intentional omissions, misrepresentations, or the override of internal control.
- Obtain an understanding of internal financial controls relevant to the audit in order to design audit procedures that are appropriate in the circumstances. Under section 143(3)(i) of the Act, we are also responsible for expressing our opinion on whether the Company has adequate internal financial controls system in place and the operating effectiveness of such controls.
- Evaluate the appropriateness of accounting policies used and the reasonableness of accounting estimates and related disclosures made by management.
- Conclude on the appropriateness of management's use of the going concern basis of accounting and, based on the audit evidence obtained, whether a material uncertainty exists related to events or conditions that may cast significant doubt on the Company's ability to continue as a going concern.



If we conclude that a material uncertainty exists, we are required to draw attention in our auditor's report to the related disclosures in the financial statements or, if such disclosures are inadequate, to modify our opinion. Our conclusions are based on the audit evidence obtained up to the date of our auditor's report. However, future events or conditions may cause the Company to cease to continue as a going concern.

- Evaluate the overall presentation, structure and content of the financial statements, including the disclosures, and whether the financial statements represent the underlying transactions and events in a manner that achieves fair presentation.

Materiality is the magnitude of misstatements in the financial statements that, individually or in aggregate, makes it probable that the economic decisions of a reasonably knowledgeable user of the financial statements may be influenced. We consider quantitative materiality and qualitative factors in (i) planning the scope of our audit work and in evaluating the results of our work; and (ii) to evaluate the effect of any identified misstatements in the financial statements.

We communicate with those charged with governance regarding, among other matters, the planned scope and timing of the audit and significant audit findings, including any significant deficiencies in internal control that we identify during our audit.

We also provide those charged with governance with a statement that we have complied with relevant ethical requirements regarding independence, and to communicate with them all relationships and other matters that may reasonably be thought to bear on our independence, and where applicable, related safeguards.

Report on Other Legal and Regulatory Requirements

1. As required by Section 143(3) of the Act, based on our audit we report that:
 - a) We have sought and obtained all the information and explanations which to the best of our knowledge and belief were necessary for the purposes of our audit.
 - b) In our opinion, proper books of account as required by law have been kept by the Company so far as it appears from our examination of those books.
 - c) The Balance Sheet, the Statement of Profit and Loss including Other Comprehensive Income, Statement of Changes in Equity and the Statement of Cash Flow dealt with by this Report are in agreement with the relevant books of account.
 - d) In our opinion, the aforesaid financial statements comply with the Ind AS specified under Section 133 of the Act, read with Rule 7 of the Companies (Accounts) Rules, 2014.
 - e) On the basis of the written representations received from the directors as on March 31, 2025 taken on record by the Board of Directors, none of the directors is disqualified as on March 31, 2025 from being appointed as a director in terms of Section 164 (2) of the Act.
 - f) With respect to the adequacy of the internal financial controls over financial reporting of the Company and the operating effectiveness of such controls, refer to our separate Report in "Annexure A". Our report expresses an unmodified opinion on the adequacy and operating effectiveness of the Company's internal financial controls over financial reporting.
 - g) The provision of section 197 read with Schedule V of the Act are not applicable to the Company for the year ended March 31, 2025.



- h) With respect to the other matters to be included in the Auditor's Report in accordance with Rule 11 of the Companies (Audit and Auditors) Rules, 2014, as amended in our opinion and to the best of our information and according to the explanations given to us:
- i. The Company does not have any pending litigation which would affect its financial position in its financial statements;
 - ii. The Company did not have any long term contracts including derivatives contracts for which there were any material foreseeable losses;
 - iii. There have been no amounts required to be transferred to the Investor Education and Protection Fund by the Company.
 - iv.
 - (1) The management has represented that, to the best of its knowledge and belief, no funds have been advanced or loaned or invested (either from borrowed funds or share premium or any other sources or kind of funds) by the Company to or in any other person(s) or entity(ies), including foreign entities ("Intermediaries"), with the understanding, whether recorded in writing or otherwise, that the Intermediary shall, whether directly or indirectly lend or invest in other persons or entities identified in any manner whatsoever by or on behalf of the Company ("Ultimate Beneficiaries") or provide any guarantee, security or the like on behalf of the Ultimate Beneficiaries.
 - (2) The management has represented that, to the best of its knowledge and belief, no funds have been received by the Company from any person(s) or entity(ies), including foreign entities ("Funding Parties"), with the understanding, whether recorded in writing or otherwise, that the Company shall, directly or indirectly, lend or invest in other persons or entities identified in any manner whatsoever by or on behalf of the Funding Party ("Ultimate Beneficiaries") or provide any guarantee, security or the like on behalf of the Ultimate Beneficiaries; and
 - (3) Based on the audit procedures conducted by us, nothing has come to our notice that has caused us to believe that the representations under sub-clause (i) and (ii) contain any material misstatements.
 - v. According to the information and explanations provided to us, the Company has not declared any dividend during the year.
 - vi. Based on our examination, which included test checks, the Company has used accounting software for maintaining its books of account which have a feature of recording audit trail facility and the audit trail feature has been operating throughout the year for all relevant transactions recorded in the software, except that audit trail was not enabled at the database level to log any direct data changes.

Additionally, the audit trail has been preserved by the company as per the statutory requirements for record retention. Our examination of the audit trail was in the context of an audit of financial statements carried out in accordance with the Standard of Auditing and only to the extent required by Rule 11(g) of the Companies (Audit and Auditors) Rules, 2014. We have not carried out any audit or examination of the audit trail beyond the matters required by the aforesaid Rule 11(g) nor have we carried out any standalone audit or examination of the audit trail.



ANNEXURE "A" TO THE INDEPENDENT AUDITOR'S REPORT

(Referred to in paragraph 1(f) under 'Report on Other Legal and Regulatory Requirements' section of our report to the Members of Arvind OG Nonwovens Private Limited of even date)

Report on the Internal Financial Controls Over Financial Reporting under Clause (i) of Sub-section 3 of Section 143 of the Companies Act, 2013 ("the Act")

We have audited the internal financial controls over financial reporting of **ARVIND OG NONWOVENS PRIVATE LIMITED** ("the Company") as of March 31, 2025 in conjunction with our audit of the financial statements of the Company for the year ended on that date.

Management's Responsibility for Internal Financial Controls


The Board of Directors of the Company is responsible for establishing and maintaining internal financial controls based on the internal control over financial reporting criteria established by the Company considering the essential components of internal control stated in the Guidance Note on Audit of Internal Financial Controls Over Financial Reporting issued by the Institute of Chartered Accountants of India. These responsibilities include the design, implementation and maintenance of adequate internal financial controls that were operating effectively for ensuring the orderly and efficient conduct of its business, including adherence to respective company's policies, the safeguarding of its assets, the prevention and detection of frauds and errors, the accuracy and completeness of the accounting records, and the timely preparation of reliable financial information, as required under the Companies Act, 2013.

Auditor's Responsibility

Our responsibility is to express an opinion on the internal financial controls over financial reporting of the Company based on our audit. We conducted our audit in accordance with the Guidance Note on Audit of Internal Financial Controls Over Financial Reporting (the "Guidance Note") issued by the Institute of Chartered Accountants of India and the Standards on Auditing prescribed under Section 143(10) of the Companies Act, 2013, to the extent applicable to an audit of internal financial controls. Those Standards and the Guidance Note require that we comply with ethical requirements and plan and perform the audit to obtain reasonable assurance about whether adequate internal financial controls over financial reporting was established and maintained and if such controls operated effectively in all material respects.

Our audit involves performing procedures to obtain audit evidence about the adequacy of the internal financial controls system over financial reporting and their operating effectiveness. Our audit of internal financial controls over financial reporting included obtaining an understanding of internal financial controls over financial reporting, assessing the risk that a material weakness exists, and testing and evaluating the design and operating effectiveness of internal control based on the assessed risk. The procedures selected depend on the auditor's judgement, including the assessment of the risks of material misstatement of the financial statements, whether due to fraud or error.

We believe that the audit evidence we have obtained, is sufficient and appropriate to provide a basis for our audit opinion on the internal financial controls system over financial reporting of the Company.



SORAB S. ENGINEER & CO. (Regd.)

2. As required by the Companies (Auditor's Report) Order, 2020 ("the Order") issued by the Central Government in terms of Section 143(11) of the Act, we give in "Annexure B" a statement on the matters specified in paragraphs 3 and 4 of the Order.

For **Sorab S. Engineer & Co.**

Chartered Accountants

Firm's Registration No. 110417W



CA. Chokshi Shreyas B.

Partner

Membership No.100892

UDIN: 25100892BMITR9400



Ahmedabad

May 08, 2025

Meaning of Internal Financial Controls Over Financial Reporting

A company's internal financial control over financial reporting is a process designed to provide reasonable assurance regarding the reliability of financial reporting and the preparation of financial statements for external purposes in accordance with generally accepted accounting principles. A company's internal financial control over financial reporting includes those policies and procedures that (1) pertain to the maintenance of records that, in reasonable detail, accurately and fairly reflect the transactions and dispositions of the assets of the company; (2) provide reasonable assurance that transactions are recorded as necessary to permit preparation of financial statements in accordance with generally accepted accounting principles, and that receipts and expenditures of the company are being made only in accordance with authorisations of management and directors of the company; and (3) provide reasonable assurance regarding prevention or timely detection of unauthorised acquisition, use, or disposition of the company's assets that could have a material effect on the financial statements.

Limitations of Internal Financial Controls Over Financial Reporting

Because of the inherent limitations of internal financial controls over financial reporting, including the possibility of collusion or improper management override of controls, material misstatements due to error or fraud may occur and not be detected. Also, projections of any evaluation of the internal financial controls over financial reporting to future periods are subject to the risk that the internal financial control over financial reporting may become inadequate because of changes in conditions, or that the degree of compliance with the policies or procedures may deteriorate.


Opinion

In our opinion, to the best of our information and according to the explanations given to us, the Company has, in all material respects, an adequate internal financial controls system over financial reporting and such internal financial controls over financial reporting were operating effectively as at March 31, 2025, based on the internal control over financial reporting criteria established by the Company considering the essential components of internal control stated in the Guidance Note on Audit of Internal Financial Controls Over Financial Reporting issued by the Institute of Chartered Accountants of India.

For **Sorab S. Engineer & Co.**

Chartered Accountants

Firm's Registration No. 110417W



CA. Chokshi Shreyas B.

Partner

Membership No.100892



Ahmedabad

May 08, 2025

UDIN : 25100892BMITR9400

ANNEXURE 'B' TO THE INDEPENDENT AUDITOR'S REPORT

(Referred to in paragraph 2 under 'Report on Other Legal and Regulatory Requirements' section of our report to the Members of Arvind OG Nonwovens Private Limited of even date)


- i. In respect of the Company's Property, Plant and Equipment and Intangible Assets:
- a) (A) The Company has maintained proper records showing full particulars, including quantitative details and situation of Property, Plant and Equipment.
 - (B) The Company has maintained proper records showing full particulars of intangible assets.
 - b) The Company has a program of verification to cover all the items of Property, Plant and Equipment in a phased manner which, in our opinion, is reasonable having regard to the size of the Company and the nature of its assets. Pursuant to the program, certain Property, Plant and Equipment were physically verified by the management during the year. According to the information and explanations given to us, no material discrepancies were noticed on such verification.
 - c) According to the information and explanations given to us and on the basis of our examination of the records of the Company, the title deeds of immovable properties disclosed in the financial statements are held in the name of the Company.
 - d) According to the information and explanations given to us and on the basis of our examination of the records of the Company, the Company has not revalued its Property, plant and equipment or Intangible assets or both during the year.
 - e) According to the information and explanations given to us and on the basis of our examination of the records of the Company, there are no proceedings initiated or pending against the Company for holding any benami property under the Prohibition of Benami Property Transactions Act, 1988 and rules made thereunder.
- ii. In respect of the Company's Inventories:
- a) As explained to us, physical verification of inventory has been conducted at reasonable intervals by the management and in our opinion the coverage and procedure of such verification is appropriate, and no material discrepancies were noticed on verification between the physical stocks and the book records which were 10% or more in the aggregate for each class of inventory.
 - b) According to the information and explanations given to us and on the basis of our examination of the records of the Company, the Company has been sanctioned working capital limits in excess of five crore rupees, in aggregate, from banks on the basis of security of current assets. In our opinion, the quarterly returns or statements filed by the Company with such banks are generally in agreement with the books of account of the Company and where there is disagreement with books of accounts, the difference is not material.

- iii. The Company has neither made any investments nor provided guarantee or granted secured / unsecured loans to companies, firms, Limited Liability Partnerships or other parties.




Consequently, reporting requirements under clause (iii) of paragraph 3 of the order are not applicable.

- iv. In our opinion and according to the information and explanations given to us, the Company has not advanced any loan or given any guarantee or provided any security or made any investment covered under section 185 or section 186 of the Act. Consequently, reporting requirements of clause (iv) of paragraph 3 of the order are not applicable.
- v. In our opinion and according to the information and explanations given to us, the Company has not accepted any deposits from the public within the meaning of Sections 73 to 76 or any other relevant provisions of the Act and rules framed thereunder. No order has been passed by the Company Law Board or National Company Law Tribunal or Reserve Bank of India or any Court or any other Tribunal.
- vi. The maintenance of cost records has not been specified by the Central Government under section 148(1) of the Companies Act, 2013 for the business activities carried out by the Company. Thus, reporting requirement under clause (vi) of paragraph 3 of the order is not applicable to the Company.
- vii. According to the information and explanations given to us, in respect of statutory dues:
 - a) The Company is generally regular in depositing with appropriate authorities undisputed statutory dues including Employees' State Insurance, Income Tax, Custom Duty, Goods and Service Tax, Cess and other material statutory dues applicable to it. According to the information and explanations given to us, no undisputed amounts payable in respect of outstanding statutory dues were in arrears as at March 31, 2025 for a period of more than six months from the date they became payable.
 - b) According to the information and explanations given to us, there is no amount payable in respect of income tax, Goods and Service Tax, Custom Duty, and Cess whichever applicable, which have not been deposited on account of any disputes.
- viii. According to the information and explanations given to us and on the basis of our examination of the records of the Company, the Company has not surrendered or disclosed any transactions, previously unrecorded as income in the books of account, in the tax assessments under the Income-tax Act, 1961 as income during the year.
- ix. In our opinion and according to the information and explanations given to us, in respect of the Borrowings:
 - a) The Company has not defaulted in repayment of loans or other borrowings or in the payment of interest thereon to any lender.
 - b) The Company is not a declared willful defaulter by any bank or financial institution or other lender.
 - c) The Company has applied the term loans for the purpose for which the loans were obtained.
 - d) The Company has not utilized funds raised on short term basis for long term purposes during the year.



- e) The Company has not taken any funds from any entity or person on account of or to meet the obligations of its subsidiaries, associates or joint ventures.
- f) The Company has not raised loans during the year on the pledge of securities held in its subsidiaries, joint ventures or associate companies.
- x. In our opinion and according to the information and explanations given to us, the Company has not raised funds by way of initial public offer or further public offer (including debt instruments) or preferential allotment or private placement of shares or convertible debentures (fully, partially or optionally convertible during the year. Consequently, the requirements of clause (x) of paragraph 3 of the order are not applicable.
- xi. In respect of fraud by the Company or on the Company:
 - a) Based on examination of the books and records of the Company and according to the information and explanations given to us, considering the principles of materiality outlined in Standards on Auditing, we report that no fraud by the Company or on the Company has been noticed or reported during the course of the audit.
 - b) According to the information and explanations given to us, no report under sub-section (12) of Section 143 of the Companies Act, 2013 has been filed by the auditors in Form ADT-4 as prescribed under Rule 13 of Companies (Audit and Auditors) Rules, 2014 with the Central Government.
 - c) There have been no whistle-blower complaints received during the year by the company..
- xii. According to the information and explanations given to us, the Company is not a Nidhi Company. Accordingly, clause 3(xii) of the Order is not applicable.
- xiii. In our opinion and according to the information and explanations given to us, the transactions with related parties are in compliance with Sections 177 and 188 of the Companies Act, 2013, where applicable, and the details of the related party transactions have been disclosed in the financial statements as required by the applicable Indian Accounting Standards.
- xiv. To the best of our knowledge and belief and according to the information and explanations given to us, the Company is not required to have internal audit. Consequently, reporting requirements under Clause (xiv) of paragraph 3 of the Order are not applicable.
- xv. In our opinion and according to the information and explanations given to us, the Company has not entered into any non-cash transactions with its directors or persons connected to its directors and hence, provisions of Section 192 of the Companies Act, 2013 are not applicable to the Company.
- xvi. (a) The Company is not required to be registered under Section 45-IA of the Reserve Bank of India Act, 1934. Accordingly, clause 3(xvi)(a) and (b) of the Order are not applicable.

(b) The Company is not a Core Investment Company (CIC) as defined in the regulations made by the Reserve Bank of India. Accordingly, clause 3(xvi)(c) and (d) of the Order are not applicable.



SORAB S. ENGINEER & CO. (Regd.)

- xvii. The Company has not incurred cash losses in the current and in the immediately preceding financial year.
- xviii. There has been no resignation of the statutory auditors during the year. Accordingly, clause 3(xviii) of the Order is not applicable.
- xix. According to the information and explanations given to us and on the basis of the financial ratios, ageing and expected dates of realisation of financial assets and payment of financial liabilities, other information accompanying the financial statements, our knowledge of the Board of Directors and management plans and based on our examination of the evidence supporting the assumptions, nothing has come to our attention, which causes us to believe that any material uncertainty exists as on the date of the audit report that the Company is not capable of meeting its liabilities existing at the date of balance sheet as and when they fall due within a period of one year from the balance sheet date. We, however, state that this is not an assurance as to the future viability of the Company. We further state that our reporting is based on the facts up to the date of the audit report and we neither give any guarantee nor any assurance that all liabilities falling due within a period of one year from the balance sheet date, will get discharged by the Company as and when they fall due.
- xx. In respect of the Company's Corporate Social Responsibility (CSR): The Company does not have any unspent amount on CSR at the end of the year. Consequently, requirements of clause (xx) of paragraph 3 of the Order are not applicable.

For **Sorab S. Engineer & Co.**

Chartered Accountants

Firm's Registration No. 110417W



CA. Chokshi Shreyas B.

Partner

Membership No.100892



Ahmedabad


May 08, 2025

Arvind OG Nonwovens Private Limited
Balance Sheet as at March 31, 2025

			Rs. in Lacs
Particulars	Notes	As at March 31, 2025	As at March 31, 2024
ASSETS			
I. Non-current assets			
(a) Property, plant and equipment	5	3,974.26	3,110.14
(b) Capital work-in-progress	5	61.51	21.32
(c) Intangible assets	6	-	-
(d) Financial assets			
(i) Other financial assets	7 (e)	46.35	46.35
(e) Deferred tax assets (net)	26	8.73	42.24
(f) Other non-current assets	8	-	143.68
Total non-current assets		4,090.85	3,363.73
II. Current assets			
(a) Inventories	9	1,165.35	1,234.02
(b) Financial assets			
(i) Trade receivables	7 (a)	1,309.66	794.73
(ii) Cash and cash equivalents	7 (c)	496.73	9.55
(iii) Bank balance other than (ii) above	7 (d)	171.10	70.94
(iv) Others financial assets	7 (e)	5.36	18.71
(v) Loans	7 (b)	-	250.02
(c) Other current assets	8	831.82	610.44
(d) Current tax assets (net)	10A	53.39	21.25
Total current assets		4,033.41	3,009.66
Total Assets		8,124.26	6,373.39
EQUITY AND LIABILITIES			
Equity			
Equity share capital	11	349.40	349.40
Other equity	12	4,603.55	4,107.35
Total equity		4,952.95	4,456.75
LIABILITIES			
I. Non-current liabilities			
(a) Financial liabilities			
(i) Borrowings	13 (a)	-	446.61
(b) Long-term provisions	14	40.06	35.33
(c) Government grants	15	178.46	-
Total non-current liabilities		218.52	481.94
II. Current liabilities			
(a) Financial liabilities			
(i) Borrowings	13 (a)	455.03	320.00
(ii) Trade payables	13 (b)		
a) Total outstanding dues of micro enterprises and small enterprises		13.56	12.61
b) Total outstanding dues of creditors other than micro enterprises and small enterprises		1,677.64	964.34
(iii) Other financial liabilities	13 (c)	94.46	89.72
(b) Other current liabilities	16	688.14	31.27
(c) Short-term provisions	14	5.00	4.64
(d) Government grants	15	18.96	12.12
Total current liabilities		2,952.79	1,434.70
Total Equity and Liabilities		8,124.26	6,373.39


See accompanying notes forming part of the Financial Statements


As per our report of even date
For **Sorab S. Engineer & Co.**
Chartered Accountants
Firm Registration No. 110417W


CA. Chokshi Shreyas B.
Partner
Membership No. 100892

Place : Ahmedabad
Date : May 8, 2025

For and on behalf of the board of directors of
Arvind OG Nonwovens Private Limited


Punit Sanjay Lalbhai
Director
DIN:05125502


Nigam Gautamkumar Shah
Director
DIN:10056383

Place : Ahmedabad
Date : May 8, 2025

Place : Ahmedabad
Date : May 8, 2025


Arvind OG Nonwovens Private Limited
Statement of Profit and Loss for the Year Ended March 31, 2025

Rs. in Lacs

Particulars	Notes	Year Ended March 31, 2025	Year Ended March 31, 2024
I. Income			
Revenue from operations	17		
Sale of Products		11,012.98	9,625.60
Sale of Services		1.60	2.25
Operating Income		63.09	227.95
Revenue from operations		11,077.67	9,855.80
Other income	18	197.61	53.60
Total income (I)		11,275.28	9,909.40
II. Expenses			
Cost of raw material consumed	19	6,190.39	6,606.40
Purchases of stock-in-trade	20	2,152.55	216.80
Changes in inventories of finished goods, work-in-progress and waste	21	83.85	145.97
Employee benefits expense	22	412.25	366.37
Finance costs	23	46.47	131.80
Depreciation and amortisation expense	24	330.02	496.09
Other expenses	25	1,388.58	1,265.67
Total expenses (II)		10,604.11	9,229.10
III. Profit before exceptional items and tax (I-II)		671.16	680.30
IV. Exceptional items		-	-
V. Profit before tax (III-IV)		671.16	680.30
VI. Tax expense	26		
Current Tax		134.49	184.92
Deferred Tax charge / (credit)		33.75	(12.37)
Short Provision of Taxation of Earlier Years		6.00	0.74
Total tax expense		174.24	173.29
VII. Profit for the year (V-VI)		496.92	507.01
VIII. Other comprehensive income			
A. Items that will not to be reclassified to profit or loss in subsequent periods:			
(i) Remeasurement gains / (losses) on defined benefit plans	31	(0.96)	(4.18)
(ii) Income tax related to items no (i) above -	26	0.24	1.05
Net other comprehensive income/(loss) not to be reclassified to profit or loss in subsequent periods (A)		(0.72)	(3.13)
Total other comprehensive income/(loss) for the year, net of tax (A)		(0.72)	(3.13)
IX. Total comprehensive income for the year, net of tax (VIII+IX)		496.20	503.88
X. Earnings per equity share			
Basic - Rs. and Diluted - Rs.	33	14.22	14.51


See accompanying notes forming part of the Financial Statements

As per our report of even date
For **Sorab S. Engineer & Co.**
Chartered Accountants
Firm Registration No. 110417W



CA. Chokshi Shreyas B.
Partner
Membership No. 100892
Place : Ahmedabad
Date : May 8, 2025

For and on behalf of the board of directors of
Arvind OG Nonwovens Private Limited



Punit Sanjay Lalbhai
Director
DIN:05125502
Place : Ahmedabad
Date : May 8, 2025

Nigam Gautamkumar Shah
Director
DIN:10056383
Place : Ahmedabad
Date : May 8, 2025

Arvind OG Nonwovens Private Limited
Statement of Cash Flows for the year ended March 31, 2025

Particulars	Year Ended March 31, 2025	Rs. in Lacs Year Ended March 31, 2024
A Cash Flow from Operating activities		
Profit/(Loss) before tax	671.16	680.30
Adjustments to reconcile profit before tax to net cash flows:		
Depreciation /Amortization	330.02	496.09
Interest Income	(47.97)	(26.77)
Finance Cost	46.47	131.80
Government Grants	(14.34)	(19.39)
Allowances for doubtful receivables and expected credit loss	0.39	-
Sundry Credit Balances Appropriated	(4.86)	(1.58)
Provision/(Reversal) for Non Moving inventories	(21.69)	38.89
Operating Profit before Working Capital Changes	959.18	1,299.34
Working Capital Changes:		
Changes in Inventories	90.36	461.18
Changes in Trade Receivables	(515.32)	52.08
Changes in Other Assets	(221.38)	28.13
Changes in Trade Payables	719.11	(1,125.87)
Changes in Other Liabilities	656.87	4.61
Changes in Other Financial Liabilities	4.74	5.11
Changes in Provisions	4.13	7.73
Net Changes in Working Capital	738.51	(567.03)
Cash Generated from Operations	1,697.69	732.31
Direct Taxes paid (Net of Income Tax refund)	(172.63)	(173.31)
Net Cash from / (used in) Operating Activities	1,525.06	559.00
B Cash Flow from Investing Activities		
Purchase of Property, Plant & Equipment /Intangible assets	(1,034.69)	(63.94)
Changes in Capital Advances	143.68	(143.68)
Changes in other bank balances not considered as cash and cash equivalents	(100.16)	25.70
Changes in Loans given	250.02	(0.02)
Interest Income	61.32	36.90
Net cash flow from/ (used in) Investing Activities	(679.83)	(145.04)
C Cash Flow from Financing Activities		
Changes in Long term and Short term Borrowings	(311.58)	(316.44)
Finance Cost	(46.47)	(131.80)
Net Cash flow from/ (used in) Financing Activities	(358.05)	(448.24)
Net Increase/(Decrease) in cash & cash equivalents	487.18	(34.28)
Cash & Cash equivalent at the beginning of the year	9.55	43.83
Cash & Cash equivalent at the end of the year	496.73	9.55

Figures in brackets indicate outflows.

Particulars	Year Ended March 31, 2025	Rs. in Lacs Year Ended March 31, 2024
Cash and cash equivalents comprise of:		
Balances with Banks	496.73	9.55
Cash and cash equivalents	496.73	9.55

Disclosure under Para 44A as set out in Ind AS 7 on cash flow statements under Companies (Indian Accounting Standards) Rules, 2015 (as amended)

Particulars of liabilities arising from financing activity	Note No.	As at April 1, 2024	Net cash flows	Non Cash Changes		As at March 31, 2025
				Effect of change in Foreign Currency Rates	Other Changes	
Borrowings:						
Long term and short term borrowings	13 (a)	766.61	(311.58)	-	-	455.03
Total		766.61	(311.58)	-	-	455.03
Particulars of liabilities arising from financing activity	Note No.	As at April 1, 2023	Net cash flows	Non Cash Changes		As at March 31, 2024
				Effect of change in Foreign Currency Rates	Other Changes	
Borrowings:						
Long term and short term borrowings	13 (a)	1,083.05	(316.44)	-	-	766.61
Total		1,083.05	(316.44)	-	-	766.61

Notes:

1) The cash flow statement has been prepared under the indirect method as set out in Indian Accounting Standard (Ind AS 7) statement of cash flows.

As per our report of even date
For Sorab S. Engineer & Co.
Chartered Accountants
Firm Registration No. 110417W

CA. Chokshi Shreyas B.
Partner
Membership No. 100892
Place : Ahmedabad
Date : May 8, 2025

For and on behalf of the board of directors of
Arvind OG Nonwovens Private Limited

Punit Sanjay Lalbhai
Director
DIN:05125502
Place : Ahmedabad
Date : May 8, 2025

Nigam Gautamkumar Shah
Director
DIN:10056383
Place : Ahmedabad
Date : May 8, 2025

Arvind OG Nonwovens Private Limited
Statement of Changes in Equity


A. Equity share capital

Balance	Rs. in Lacs Note 11
As at April 1, 2023	349.40
Add : Issue of Equity Share capital	-
As at March 31, 2024	349.40
Add : Issue of Equity Share capital	-
As at March 31, 2025	349.40

B. Other equity

Particulars	Attributable to equity holders Reserves and Surplus		Rs. in Lacs
	Securities premium	Retained Earnings	Total equity
	Note 12	Note 12	
Balance as at April 1, 2023	3,131.99	471.48	3,603.47
Profit for the year	-	507.01	507.01
Other comprehensive income/(loss) for the year	-	(3.13)	(3.13)
Total Comprehensive income for the year	-	503.88	503.88
Balance as at March 31, 2024	3,131.99	975.36	4,107.35
Balance as at April 1, 2024	3,131.99	975.36	4,107.35
Profit for the year	-	496.92	496.92
Other comprehensive income/(loss) for the year	-	(0.72)	(0.72)
Total Comprehensive income for the year	-	496.20	496.20
Balance as at March 31, 2025	3,131.99	1,471.56	4,603.55

As per our report of even date
For Sorab S. Engineer & Co.
Chartered Accountants
Firm Registration No. 110417W




CA. Chokshi Shreyas B.
Partner
Membership No. 100892
Place : Ahmedabad
Date : May 8, 2025

For and on behalf of the board of directors of
Arvind OG Nonwovens Private Limited



Punit Sanjay Lalbhai
Director
DIN:05125502
Place : Ahmedabad
Date : May 8, 2025



Nigam Gautamkumar Shah
Director
DIN:10056383
Place : Ahmedabad
Date : May 8, 2025

NOTES TO THE FINANCIAL STATEMENTS

1. Corporate Information

Arvind OG Nonwovens Private Limited ("the Company") is a company incorporated in India and has its registered office at Arvind Limited Premises, Naroda Road, Ahmedabad – 380025 having CIN U17120GJ2013PTC073807. The Company is engaged in the manufacturing of non-woven products. It is a Joint Venture between Arvind Advanced Material Limited and OG Corporation, Japan.

The Company's Financial Statements were approved by Board of Directors in the meeting held on May 08, 2025.

2. Statement of Compliance and Basis of Preparation

2.1 Basis of Preparation and Presentation and Statement of Compliance

The Financial Statements have been prepared on a historical cost convention on the accrual basis except for the certain financial assets and liabilities measured at fair value, the provisions of the Companies Act, 2013 to the extent notified ("the Act").

Accounting policies were consistently applied except where a newly issued accounting standard is initially adopted or a revision to an existing accounting standards requires a change in the accounting policy hitherto in use.

The Financial Statements comprising of Balance Sheet, Statement of Profit and Loss including other comprehensive income, Statement of Changes in Equity and Statement of Cash Flows as at March 31, 2025 have been prepared in accordance with Indian Accounting Standards (Ind AS) prescribed under section 133 of the Companies Act, 2013 read with rule 3 of the Companies (Indian Accounting Standards) Rules, 2015 (as amended from time to time) and presentation requirements of amended Division II of schedule III of the Companies Act, 2013 (Ind AS compliant schedule III) as applicable to financial statement.

2.2 Rounding of Amount

The Financials Statement are prepared in Indian Rupees (INR) and all the values are rounded to nearest Lacs as per the requirement of amended Schedule III, except when otherwise indicated. Figures less than Rs. 500 which are required to be shown separately, have been shown actual in brackets.

3. Summary of Material Accounting Policies

The following are the material accounting policies applied by the Company in preparing its Financial Statements consistently to all the periods presented:

3.1. Current versus non-current classification

The Company presents assets and liabilities in the Balance Sheet based on current/non-current classification.

An asset is current when it is:



- Expected to be realised or intended to be sold or consumed in the normal operating cycle;
- Held primarily for the purpose of trading;
- Expected to be realised within twelve months after the reporting period; or
- Cash or cash equivalent unless restricted from being exchanged or used to settle a liability for at least twelve months after the reporting period.

All other assets are classified as non-current.

A liability is current when:

- It is expected to be settled in the normal operating cycle;
- It is held primarily for the purpose of trading;
- It is due to be settled within twelve months after the reporting period; or
- There is no unconditional right to defer the settlement of the liability for at least twelve months after the reporting period.

The Company classifies all other liabilities as non-current.

Deferred tax assets and liabilities are classified as non-current assets and liabilities.

Operating cycle

Operating cycle of the Company is the time between the acquisition of assets for processing and their realisation in cash or cash equivalents. As the Company's normal operating cycle is not clearly identifiable, it is assumed to be twelve months.

3.2. Use of estimates and judgements

The estimates and judgements used in the preparation of the financial statements are continuously evaluated by the Company and are based on historical experience and various other assumptions and factors (including expectations of future events) that the Company believes to be reasonable under the existing circumstances. Difference between actual results and estimates are recognised in the period in which the results are known / materialised.

The said estimates are based on the facts and events, that existed as at the reporting date, or that occurred after that date but provide additional evidence about conditions existing as at the reporting date.

3.3. Business combinations and goodwill

Business combinations are accounted for using the acquisition method. The cost of an acquisition is measured as the aggregate of the consideration transferred measured at acquisition date fair value and the amount of any non-controlling interests in the acquiree. For each business combination, the Company elects whether to measure the non-controlling interests in the acquiree at fair value or at the proportionate share of the acquiree's identifiable net assets.



Business Combination under Common Control

A business combination involving entities or businesses under common control is a business combination in which all of the combining entities or businesses are ultimately controlled by the same party or parties both before and after the business combination and the control is not transitory. The transactions between entities under common control are specifically covered by Ind AS 103. Such transactions are accounted for using the pooling-of-interest method. The assets and liabilities of the acquired entity are recognised at their carrying amounts of the parent entity's Financial Statements with the exception of certain income tax and deferred tax assets. No adjustments are made to reflect fair values, or recognise any new assets or liabilities. The only adjustments that are made are to harmonise accounting policies. The components of equity of the acquired companies are added to the same components within the Company's equity. The difference, if any, between the amounts recorded as share capital issued plus any additional consideration in the form of cash or other assets and the amount of share capital of the transferor is transferred to other equity and is presented separately from other capital reserves. The Company's shares issued in consideration for the acquired companies are recognized from the moment the acquired companies are included in these financial statements and the financial statements of the commonly controlled entities would be combined, retrospectively, as if the transaction had occurred at the beginning of the earliest reporting period presented.

Acquisition-related costs are expensed as incurred.

At the acquisition date, the identifiable assets acquired and the liabilities assumed are recognised at their acquisition date fair values. For this purpose, the liabilities assumed include contingent liabilities representing present obligation and they are measured at their acquisition fair values irrespective of the fact that outflow of resources embodying economic benefits is not probable. However, the following assets and liabilities acquired in a business combination are measured at the basis indicated below:

- Deferred tax assets or liabilities, the assets or liabilities related to employee benefit arrangements and related to leases are recognised and measured in accordance with Ind AS 12 Income Tax, Ind AS 19 Employee Benefits and Ind AS 116 Leases respectively.
- Liabilities or equity instruments related to share based payment arrangements of the acquiree or share – based payments arrangements of the Company entered into to replace share-based payment arrangements of the acquiree are measured in accordance with Ind AS 102 Share-based Payments at the acquisition date.
- Assets (or disposal groups) that are classified as held for sale in accordance with Ind AS 105 Non-current Assets Held for Sale and Discontinued Operations are measured in accordance with that standard.
- Reacquired rights are measured at a value determined on the basis of the remaining contractual term of the related contract. Such valuation does not consider potential renewal of the reacquired right.

When the Company acquires a business, it assesses the financial assets and liabilities assumed for appropriate classification and designation in accordance with the contractual terms, economic circumstances and pertinent conditions as at the acquisition date. This includes the separation of embedded derivatives in host contracts by the acquiree.



If the business combination is achieved in stages, any previously held equity interest is re-measured at its acquisition date fair value and any resulting gain or loss is recognised in profit or loss or OCI, as appropriate.

Any contingent consideration to be transferred by the acquirer is recognised at fair value at the acquisition date. Contingent consideration classified as an asset or liability that is a financial instrument and within the scope of Ind AS 109 Financial Instruments, is measured at fair value with changes in fair value recognised in profit or loss. If the contingent consideration is not within the scope of Ind AS 109, it is measured in accordance with the appropriate Ind AS. Contingent consideration that is classified as equity is not re-measured at subsequent reporting dates and subsequent its settlement is accounted for within equity.

Goodwill is initially measured at cost, being the excess of the aggregate of the consideration transferred and the amount recognised for non-controlling interests, and any previous interest held, over the net identifiable assets acquired and liabilities assumed. If the fair value of the net assets acquired is in excess of the aggregate consideration transferred, the Company re-assesses whether it has correctly identified all of the assets acquired and all of the liabilities assumed and reviews the procedures used to measure the amounts to be recognised at the acquisition date. If the reassessment still results in an excess of the fair value of net assets acquired over the aggregate consideration transferred, then the gain is recognised in OCI and accumulated in equity as capital reserve. However, if there is no clear evidence of bargain purchase, the entity recognises the gain directly in equity as capital reserve, without routing the same through OCI.

After initial recognition, goodwill is measured at cost less any accumulated impairment losses. For the purpose of impairment testing, goodwill acquired in a business combination is, from the acquisition date, allocated to each of the Company's cash-generating units that are expected to benefit from the combination, irrespective of whether other assets or liabilities of the acquiree are assigned to those units.

A cash generating unit to which goodwill has been allocated is tested for impairment annually, or more frequently when there is an indication that the unit may be impaired. If the recoverable amount of the cash generating unit is less than its carrying amount, the impairment loss is allocated first to reduce the carrying amount of any goodwill allocated to the unit and then to the other assets of the unit pro rata based on the carrying amount of each asset in the unit. Any impairment loss for goodwill is recognised in profit or loss. An impairment loss recognised for goodwill is not reversed in subsequent periods.

Where goodwill has been allocated to a cash-generating unit and part of the operation within that unit is disposed of, the goodwill associated with the disposed operation is included in the carrying amount of the operation when determining the gain or loss on disposal. Goodwill disposed in these circumstances is measured based on the relative values of the disposed operation and the portion of the cash-generating unit retained.

If the initial accounting for a business combination is incomplete by the end of the reporting period in which the combination occurs, the Company reports provisional amounts for the items for which the accounting is incomplete. Those provisional amounts are adjusted through goodwill during the measurement period, or additional assets or liabilities are recognised, to reflect new information obtained about facts and circumstances that existed at the acquisition date that, if known, would have affected the amounts recognized at that



date. These adjustments are called as measurement period adjustments. The measurement period does not exceed one year from the acquisition date.

3.4.Foreign currencies

The Company's financial statements are presented in INR, which is also the Company's functional and presentation currency.

Transactions and balances

Transactions in foreign currencies are initially recorded by the Company's functional currency spot rates at the date the transaction first qualifies for recognition.

Monetary assets and liabilities denominated in foreign currencies are translated at the functional currency spot rates of exchange at the reporting date. Differences arising on settlement of such transaction and on translation of monetary assets and liabilities denominated in foreign currencies at year end exchange rate are recognised in profit or loss. They are deferred in equity if they relate to qualifying cash flow hedges.

Non-monetary items that are measured in terms of historical cost in a foreign currency are translated using the exchange rates at the dates of the initial transactions. Non-monetary items measured at fair value in a foreign currency are translated using the exchange rates at the date when the fair value is determined. The gain or loss arising on translation of non-monetary items measured at fair value is treated in line with the recognition of the gain or loss on the change in fair value of the item (i.e., translation differences on items whose fair value gain or loss is recognised in OCI or profit or loss are also recognised in OCI or profit or loss, respectively).

3.5.Fair value measurement

The Company measures financial instruments such as derivatives at fair value at the end of each reporting period.

Fair value is the price that would be received to sell an asset or paid to transfer a liability in an orderly transaction between market participants at the measurement date. The fair value measurement is based on the presumption that the transaction to sell the asset or transfer the liability takes place either:

- In the principal market for the asset or liability
Or
- In the absence of a principal market, in the most advantageous market for the asset or liability.

The principal or the most advantageous market must be accessible by the Company.

The fair value of an asset or a liability is measured using the assumptions that market participants would use when pricing the asset or liability, assuming that market participants act in their economic best interest.



A fair value measurement of a non-financial asset takes into account a market participant's ability to generate economic benefits by using the asset in its highest and best use or by selling it to another market participant that would use the asset in its highest and best use. The Company uses valuation techniques that are appropriate in the circumstances and for which sufficient data are available to measure fair value, maximising the use of relevant observable inputs and minimising the use of unobservable inputs.

All assets and liabilities for which fair value is measured or disclosed in the financial statements are categorised within the fair value hierarchy, described as follows, based on the lowest level input that is significant to the fair value measurement as a whole:

- Level 1 — Quoted (unadjusted) market prices in active markets for identical assets or liabilities.
- Level 2 — Valuation techniques for which the lowest level input that is significant to the fair value measurement is directly or indirectly observable.
- Level 3 — Valuation techniques for which the lowest level input that is significant to the fair value measurement is unobservable.

For assets and liabilities that are recognised in the financial statements on a recurring basis, the Company determines whether transfers have occurred between levels in the hierarchy by re-assessing categorisation (based on the lowest level input that is significant to the fair value measurement as a whole) at the end of each reporting period.

The Company's management determines the policies and procedures for both recurring fair value measurement, such as derivative instruments and for non-recurring measurement, such as asset held for sale.

External valuers are involved for valuation of significant assets, such as properties. Involvement of external valuers is decided upon annually by the management after discussion with and approval by the Company's Audit Committee. Selection criteria include market knowledge, reputation, independence and whether professional standards are maintained. Management decides, after discussions with the Company's external valuers, which valuation techniques and inputs to use for each case.

At each reporting date, management analyses the movements in the values of assets and liabilities which are required to be re-measured or re-assessed as per the Company's accounting policies. For this analysis, management verifies the major inputs applied in the latest valuation by agreeing the information in the valuation computation to contracts and other relevant documents.

Management, in conjunction with the Company's external valuers, also compares the change in the fair value of each asset and liability with relevant external sources to determine whether the change is reasonable on yearly basis.

For the purpose of fair value disclosures, the Company has determined classes of assets and liabilities on the basis of the nature, characteristics and risks of the asset or liability and the level of the fair value hierarchy, as explained above.

This note summarises accounting policy for fair value. Other fair value related disclosures are given in the relevant notes



- Significant accounting judgements, estimates and assumptions
- Quantitative disclosures of fair value measurement hierarchy
- Property, plant and equipment & Intangible assets measured at fair value on the date of transition
- Financial instruments (including those carried at amortised cost)

3.6. Property, plant and equipment

Property, plant and equipment is stated at cost, net of accumulated depreciation and accumulated impairment losses, if any. Such cost includes the cost of replacing part of the plant and equipment and borrowing costs for long-term construction projects if the recognition criteria are met. When significant parts of Property, plant and equipment are required to be replaced at intervals, the Company recognises such parts as individual assets with specific useful lives and depreciates them accordingly. Likewise, when a major inspection is performed, its cost is recognised in the carrying amount of the plant and equipment as a replacement if the recognition criteria are satisfied. All other repair and maintenance costs are recognised in profit or loss as incurred. The present value of the expected cost for the decommissioning of an asset after its use is included in the cost of the respective asset if the recognition criteria for a provision are met.

Borrowing cost relating to acquisition / construction of fixed assets which take substantial period of time to get ready for its intended use are also included to the extent they relate to the period till such assets are ready to be put to use.

Capital work-in-progress comprises cost of fixed assets that are not yet installed and ready for their intended use at the balance sheet date.

Derecognition

An item of property, plant and equipment is derecognised upon disposal or when no future economic benefits are expected from its use or disposal. Any gain or loss arising on derecognition of the asset (calculated as the difference between the net disposal proceeds and the carrying amount of the asset) is included in the Statement of Profit and Loss when the asset is derecognised.

Depreciation

Depreciation on Plant and Machinery is provided on straight line basis over the useful lives of the assets as estimated by management based on internal assessment. The management estimates the useful lives for Plant & Machinery to be 20 years.

The management believes that the useful life as given above best represent the period over which management expects to use these assets. Hence the useful lives for these assets are different from the useful lives as prescribed under Part C of Schedule II to the Companies Act 2013.

Depreciation on other property, plant and equipment is provided so as to write off the cost of assets less residual values over their useful lives of the assets, using the straight line method as prescribed under Part C of Schedule II to the Companies Act 2013.



When parts of an item of property, plant and equipment have different useful life, they are accounted for as separate items (Major Components) and are depreciated over their useful life or over the remaining useful life of the principal assets whichever is less. Depreciation for assets purchased/sold during a period is proportionately charged for the period of use.

The residual values, useful lives and methods of depreciation of property, plant and equipment are reviewed at each financial year end and adjusted prospectively, if appropriate.

3.7. Borrowing cost

Borrowing cost includes interest expense as per Effective Interest Rate (EIR) and exchange differences arising from foreign currency borrowings to the extent they are regarded as an adjustment to the interest cost.

Borrowing costs directly attributable to the acquisition, construction or production of an asset that necessarily takes a substantial period of time to get ready for its intended use or sale are capitalised as part of the cost of the respective asset.

Where funds are borrowed specifically to finance a project, the amount capitalised represents the actual borrowing costs incurred. Where surplus funds are available out of money borrowed specifically to finance a project, the income generated from such current investments is deducted from the total capitalized borrowing cost. Where the funds used to finance a project form part of general borrowings, the amount capitalised is calculated using a weighted average of rates applicable to relevant general borrowings of the Company during the year. Capitalisation of borrowing costs is suspended and charged to the statement of profit and loss during the extended periods when the active development on the qualifying assets is interrupted.

All other borrowing costs are expensed in the period in which they occur.

3.8. Intangible Assets

Intangible assets acquired separately are measured on initial recognition at cost. Following initial recognition, Intangible assets are carried at cost less accumulated amortisation and accumulated impairment losses, if any. Internally generated intangible assets, excluding capitalised development costs, are not capitalised and expenditure is recognised in the Statement of Profit and Loss in the period in which expenditure is incurred.

The useful lives of intangible assets are assessed as finite.

Intangible assets with finite lives are amortised over their useful economic lives and assessed for impairment whenever there is an indication that the intangible asset may be impaired. The amortisation period and the amortisation method for an intangible asset with a finite useful life are reviewed at least at the end of each reporting period. Changes in the expected useful life or the expected pattern of consumption of future economic benefits embodied in the asset are considered to modify the amortisation period or method, as appropriate, and are treated as changes in accounting estimates. The amortisation expense on intangible assets with finite lives is recognised in the Statement of Profit and Loss.

Intangible assets with indefinite useful lives are not amortised, but are tested for impairment annually, either individually or at the cash-generating unit level. The assessment of indefinite



life is reviewed annually to determine whether the indefinite life continues to be supportable. If not, the change in useful life from indefinite to finite is made on a prospective basis. Gains or losses arising from derecognition of an intangible asset are measured as the difference between the net disposal proceeds and the carrying amount of the asset and are recognised in the Statement of Profit and Loss when the asset is derecognised.

Amortisation

Patent/Knowhow is amortized over management estimate of its useful life of 5 years.

3.9. Inventories

Inventories of Raw material, Work-in-progress, Finished goods, and Stock-in-trade are valued at the lower of cost and net realisable value. However, Raw material and other items held for use in the production of inventories are not written down below cost if the finished products in which they will be incorporated are expected to be sold at or above cost.

Costs incurred in bringing each product to its present location and condition are accounted for as follows:

- Raw materials: cost includes cost of purchase and other costs incurred in bringing the inventories to their present location and condition. Cost is determined on first in, first out basis.
- Finished goods and work in progress: cost includes cost of direct materials and labour and a proportion of manufacturing overheads based on the normal operating capacity, but excluding borrowing costs. Cost is determined on first in, first out basis.
- Traded goods: cost includes cost of purchase and other costs incurred in bringing the inventories to their present location and condition. Cost is determined on weighted average basis.

All other inventories of stores, consumables, project material at site are valued at cost. The stock of waste is valued at net realisable value.

Net realisable value is the estimated selling price in the ordinary course of business, less estimated costs of completion and the estimated costs necessary to make the sale.

3.10. Impairment of non-financial assets

The Company assesses at each reporting date whether there is an indication that an asset may be impaired. If any indication exists, or when annual impairment testing for an asset is required, the Company estimates the asset's recoverable amount. An asset's recoverable amount is the higher of an asset's or cash-generating unit's (CGU) fair value less costs to sell and its value in use. It is determined for an individual asset, unless the asset does not generate cash inflows that are largely independent of those from other assets of the Company. When the carrying amount of an asset or CGU exceeds its recoverable amount, the asset is considered impaired and is written down to its recoverable amount.



In assessing value in use, the estimated future cash flows are discounted to their present value using a pre-tax discount rate that reflects current market assessments of the time value of money and the risks specific to the asset. In determining fair value less costs to sell, recent market transactions are taken into account, if available. If no such transactions can be identified, an appropriate valuation model is used. These calculations are corroborated by valuation multiples, quoted share prices for publicly traded subsidiaries or other available fair value indicators.

The Company bases its impairment calculation on detailed budgets and forecasts which are prepared separately for each of the Company's CGU to which the individual assets are allocated. These budgets and forecast calculations are generally covering a period of five years. For longer periods, a long-term growth rate is calculated and applied to project future cash flows after the fifth year.

Impairment losses, including impairment on inventories, are recognised in the Statement of Profit and Loss in those expense categories consistent with the function of the impaired asset, except for a property previously revalued where the revaluation was taken to other comprehensive income. In this case, the impairment is also recognised in other comprehensive income up to the amount of any previous revaluation.

For assets excluding goodwill, an assessment is made at each reporting date as to whether there is any indication that previously recognised impairment losses may no longer exist or may have decreased. If such indication exists, the Company estimates the asset's or CGU's recoverable amount. A previously recognised impairment loss is reversed only if there has been a change in the assumptions used to determine the asset's recoverable amount since the last impairment loss was recognised. The reversal is limited so that the carrying amount of the asset does not exceed its recoverable amount, nor exceed the carrying amount that would have been determined, net of depreciation, had no impairment loss been recognised for the asset in prior years. Such reversal is recognised in the Statement of Profit and Loss unless the asset is carried at a revalued amount, in which case the reversal is treated as a revaluation increase.


Intangible assets with indefinite useful lives are tested for impairment annually either individually or at the CGU level, as appropriate and when circumstances indicate that the carrying value may be impaired.

3.11. Revenue Recognition

The Company derives revenues primarily from sale of manufactured and traded goods and related services. Revenue from contracts with customers is recognised when control of the goods or services are transferred to the customer at an amount that reflects the consideration to which the Company expects to be entitled in exchange for those goods or services. The Company has generally concluded that it is the principal in its revenue arrangements, except for the agency services below, because it typically controls the goods or services before transferring them to the customer.

a) Sale of goods

Revenue from the sale of goods is recognized at the point in time when control of the goods is transferred to the customer, i.e., generally on delivery of the goods.



Variable consideration

If the consideration in a contract includes a variable amount, the Company estimates the amount of consideration to which it will be entitled in exchange for transferring the goods to the customer. The variable consideration is estimated at contract inception and constrained until it is highly probable that a significant revenue reversal in the amount of cumulative revenue recognised will not occur when the associated uncertainty with the variable consideration is subsequently resolved. Some contracts for the sale of goods provide customers with a right of return and discounts. The rights of return and discounts give rise to variable consideration.

i. Discounts

Discounts are offset against amounts payable by the customer. To estimate the variable consideration for the expected future discounts, the Company applies the expected value method. The selected method that best predicts the amount of variable consideration is primarily driven by the number of volume thresholds contained in the contract.

b) Contract balances

i. Contract assets

A contract asset is the right to consideration in exchange for goods or services transferred to the customer. If the Company performs by transferring goods or services to a customer before the customer pays consideration or before payment is due, a contract asset is recognised for the earned consideration that is conditional.

ii. Trade receivables

A receivable represents the Company's right to an amount of consideration that is unconditional (i.e., only the passage of time is required before payment of the consideration is due). Refer to accounting policies of financial assets in section (xiv) Financial instruments – initial recognition and subsequent measurement.

iii. Contract liabilities

A contract liability is the obligation to transfer goods or services to a customer for which the Company has received consideration (or an amount of consideration is due) from the customer. If a customer pays consideration before the Company transfers goods or services to the customer, a contract liability is recognised when the payment is made or the payment is due (whichever is earlier). Contract liabilities are recognised as revenue when the Company performs under the contract.

c) Rendering of services

Revenue from services are recognised based on the services rendered in accordance with the terms of contracts on the basis of work performed.

d) Interest income

For all financial instruments measured at amortised cost and interest-bearing financial assets classified as fair value through other comprehensive income, interest income is recorded using the effective interest rate (EIR). The EIR is the rate that exactly discounts the estimated future cash receipts over the expected life of the financial instrument or a shorter period, where appropriate, to the net carrying amount of the financial asset. When calculating the effective interest rate, the Company estimates the expected cash flows by considering all the



contractual terms of the financial instrument (for example, prepayment, extension, call and similar options) but does not consider the expected credit losses. Interest income is included in other income in the statement of profit or loss.

e) Insurance claims

Claims receivable on account of Insurance are accounted for to the extent the Company is reasonably certain of their ultimate collection.

f) Export Incentive

Export incentives under various schemes notified by government are accounted for in the year of exports based on eligibility and when there is no uncertainty in receiving the same.

3.12. Financial instruments – initial recognition and subsequent measurement

A financial instrument is any contract that gives rise to a financial asset of one entity and a financial liability or equity instrument of another entity.

a) Financial assets

(i) Initial recognition and measurement of financial assets

All financial assets are recognised initially at fair value plus, in the case of financial assets not recorded at fair value through profit or loss, transaction costs that are attributable to the acquisition of the financial assets.

Purchases or sales of financial assets that require delivery of assets within a time frame established by regulation or convention in the market place (regular way trades) are recognised on the trade date, i.e., the date that the Company commits to purchase or sell the asset.

(ii) Subsequent measurement of financial assets

For purposes of subsequent measurement, financial assets are classified in four categories:

- Financial assets at amortised cost
 - Financial assets at fair value through other comprehensive income (FVTOCI)
 - Financial assets at fair value through profit or loss (FVTPL)
 - Equity instruments measured at fair value through other comprehensive income (FVTOCI)
- **Financial assets at amortised cost:**

A financial asset is measured at amortised cost if:

 - the financial asset is held within a business model whose objective is to hold financial assets in order to collect contractual cash flows, and
 - the contractual terms of the financial asset give rise on specified dates to cash flows that are solely payments of principal and interest (SPPI) on the principal amount outstanding.

This category is the most relevant to the Company. After initial measurement, such financial assets are subsequently measured at amortised cost using the effective interest rate (EIR) method. Amortised cost is calculated by taking into account any



discount or premium on acquisition and fees or costs that are an integral part of the EIR. The EIR amortisation is included in finance income in the profit or loss. The losses arising from impairment are recognised in the profit or loss. This category generally applies to trade and other receivables.

- **Financial assets at fair value through other comprehensive income**

A financial asset is measured at fair value through other comprehensive income if:

- the financial asset is held within a business model whose objective is achieved by both collecting contractual cash flows and selling financial assets, and
- the contractual terms of the financial asset give rise on specified dates to cash flows that are solely payments of principal and interest (SPPI) on the principal amount outstanding.

Financial assets included within the FVTOCI category are measured initially as well as at each reporting date at fair value. Fair value movements are recognized in the other comprehensive income (OCI). However, the Company recognizes interest income, impairment losses & reversals and foreign exchange gain or loss in the P&L. On derecognition of the asset, cumulative gain or loss previously recognised in OCI is reclassified from the equity to P&L. Interest earned whilst holding FVTOCI financial asset is reported as interest income using the EIR method.

- **Financial assets at fair value through profit or loss**

FVTPL is a residual category for financial assets. Any financial asset, which does not meet the criteria for categorization as at amortized cost or as FVTOCI, is classified as at FVTPL.

In addition, the Company may elect to designate a financial asset, which otherwise meets amortized cost or fair value through other comprehensive income criteria, as at fair value through profit or loss. However, such election is allowed only if doing so reduces or eliminates a measurement or recognition inconsistency (referred to as 'accounting mismatch'). The Company has not designated any debt instrument as at FVTPL.

After initial measurement, such financial assets are subsequently measured at fair value with all changes recognised in Statement of profit and loss.

- **Equity instruments:**

All equity investments in scope of Ind-AS 109 are measured at fair value. Equity instruments which are held for trading are classified as at FVTPL. For all other equity instruments, the Company may make an irrevocable election to present in other comprehensive income subsequent changes in the fair value. The Company makes such election on an instrument-by-instrument basis. The classification is made on initial recognition and is irrevocable.

If the Company decides to classify an equity instrument as at FVTOCI, then all fair value changes on the instrument, excluding dividends, are recognized in the OCI. There is no recycling of the amounts from OCI to P&L, even on sale of investment. However, the Company may transfer the cumulative gain or loss within equity.



Equity instruments included within the FVTPL category are measured at fair value with all changes recognized in the P&L

(iii) Derecognition of financial assets

A financial asset is derecognised when:

- the contractual rights to the cash flows from the financial asset expire, or
- The Company has transferred its contractual rights to receive cash flows from the asset or has assumed an obligation to pay the received cash flows in full without material delay to a third party under a 'pass-through' arrangement; and either (a) the Company has transferred substantially all the risks and rewards of the asset, or

(b) the Company has neither transferred nor retained substantially all the risks and rewards of the asset, but has transferred control of the asset.

When the Company has transferred its rights to receive cash flows from an asset or has entered into a pass-through arrangement, it evaluates if and to what extent it has retained the risks and rewards of ownership. When it has neither transferred nor retained substantially all of the risks and rewards of the asset, nor transferred control of the asset, the Company continues to recognise the transferred asset to the extent of the Company's continuing involvement. In that case, the Company also recognises an associated liability. The transferred asset and the associated liability are measured on a basis that reflects the rights and obligations that the Company has retained.

Continuing involvement that takes the form of a guarantee over the transferred asset is measured at the lower of the original carrying amount of the asset and the maximum amount of consideration that the Company could be required to repay.

(iv) Reclassification of financial assets

The Company determines classification of financial assets and liabilities on initial recognition. After initial recognition, no reclassification is made for financial assets which are equity instruments and financial liabilities. For financial assets which are debt instruments, a reclassification is made only if there is a change in the business model for managing those assets. Changes to the business model are expected to be infrequent. The Company's senior management determines change in the business model as a result of external or internal changes which are significant to the Company's operations. Such changes are evident to external parties. A change in the business model occurs when the Company either begins or ceases to perform an activity that is significant to its operations. If the Company reclassifies financial assets, it applies the reclassification prospectively from the reclassification date which is the first day of the immediately next reporting period following the change in business model. The Company does not restate any previously recognised gains, losses (including impairment gains or losses) or interest.



(v) Impairment of financial assets

In accordance with Ind-AS 109, the Company applies expected credit loss (ECL) model for measurement and recognition of impairment loss on the following financial assets and credit risk exposure:

- Financial assets that are debt instruments, and are measured at amortised cost e.g., loans, debt securities, deposits, trade receivables and bank balance
- Trade receivables or any contractual right to receive cash or another financial asset that result from transactions that are within the scope of Ind AS 11 and Ind AS 18

The Company follows 'simplified approach' for recognition of impairment loss allowance on:

- Trade receivables or contract assets resulting from transactions within the scope of Ind AS 11 and Ind AS 18, if they do not contain a significant financing component
- Trade receivables or contract assets resulting from transactions within the scope of Ind AS 11 and Ind AS 18 that contain a significant financing component, if the Company applies practical expedient to ignore separation of time value of money, and
- Right Of Use Assets resulting from transactions within the scope of Ind AS 116

The application of simplified approach does not require the Company to track changes in credit risk. Rather, it recognises impairment loss allowance based on lifetime ECLs at each reporting date, right from its initial recognition.

For recognition of impairment loss on other financial assets and risk exposure, the Company determines that whether there has been a significant increase in the credit risk since initial recognition. If credit risk has not increased significantly, 12-month ECL is used to provide for impairment loss. However, if credit risk has increased significantly, lifetime ECL is used. If, in a subsequent period, credit quality of the instrument improves such that there is no longer a significant increase in credit risk since initial recognition, then the entity reverts to recognising impairment loss allowance based on 12-month ECL.

Lifetime ECL are the expected credit losses resulting from all possible default events over the expected life of a financial instrument. The 12-month ECL is a portion of the lifetime ECL which results from default events on a financial instrument that are possible within 12 months after the reporting date.

ECL is the difference between all contractual cash flows that are due to the Company in accordance with the contract and all the cash flows that the Company expects to receive (i.e., all cash shortfalls), discounted at the original EIR. When estimating the cash flows, an entity is required to consider:

- All contractual terms of the financial instrument (including prepayment, extension, call and similar options) over the expected life of the financial instrument. However, in rare cases when the expected life of the financial



instrument cannot be estimated reliably, then the Company is required to use the remaining contractual term of the financial instrument

- Cash flows from the sale of collateral held or other credit enhancements that are integral to the contractual terms

ECL impairment loss allowance (or reversal) recognized during the period is recognized as income/ expense in the statement of profit and loss (P&L). This amount is reflected in a separate line under the head "Other expenses" in the P&L. The balance sheet presentation for various financial instruments is described below:

- Financial assets measured as at amortised cost, contract assets and ROU Assets: ECL is presented as an allowance, i.e. as an integral part of the measurement of those assets in the balance sheet. The allowance reduces the net carrying amount. Until the asset meets write-off criteria, the Company does not reduce impairment allowance from the gross carrying amount.

For assessing increase in credit risk and impairment loss, the Company combines financial instruments on the basis of shared credit risk characteristics with the objective of facilitating an analysis that is designed to enable significant increases in credit risk to be identified on a timely basis.

The Company does not have any purchased or originated credit-impaired (POCI) financial assets, i.e., financial assets which are credit impaired on purchase/ origination.

b) Financial Liabilities

(i) Initial recognition and measurement of financial liabilities

Financial liabilities are classified, at initial recognition, as financial liabilities at fair value through profit or loss, loans and borrowings, payables, or as derivatives designated as hedging instruments in an effective hedge, as appropriate.

All financial liabilities are recognised initially at fair value minus, in the case of financial liabilities not recorded at fair value through profit or loss, transaction costs that are attributable to the issue of the financial liabilities.

The Company's financial liabilities include trade and other payables, loans and borrowings including bank overdrafts, financial guarantee contracts and derivative financial instruments.

(ii) Subsequent measurement of financial liabilities

The measurement of financial liabilities depends on their classification, as described below:

- **Financial liabilities at fair value through profit or loss**

Financial liabilities at fair value through profit or loss include financial liabilities held for trading and financial liabilities designated upon initial recognition as at fair value through profit or loss. Financial liabilities are classified as held for trading if they are incurred for the purpose of repurchasing in the near term. This category also includes derivative financial instruments entered into by the Company that are not designated as hedging instruments in hedge relationships as defined by Ind-AS 109. Gains or losses on liabilities held for trading are recognised in the profit or loss.



Financial liabilities designated upon initial recognition at fair value through profit or loss are designated at the initial date of recognition, and only if the criteria in Ind-AS 109 are satisfied. For liabilities designated as FVTPL, fair value gains/ losses attributable to changes in own credit risks are recognized in OCI. These gains/ losses are not subsequently transferred to P&L. However, the Company may transfer the cumulative gain or loss within equity. All other changes in fair value of such liability are recognised in the statement of profit or loss. The Company has not designated any financial liability as at fair value through profit and loss.

- **Loans and Borrowings**

This is the category most relevant to the Company. After initial recognition, interest-bearing borrowings are subsequently measured at amortised cost using the EIR method. Gains and losses are recognised in profit or loss when the liabilities are derecognised as well as through the EIR amortisation process.

Amortised cost is calculated by taking into account any discount or premium on acquisition and fees or costs that are an integral part of the EIR. The EIR amortisation is included as finance costs in the statement of profit and loss.

This category generally applies to borrowings.

(iii) Derecognition of financial liabilities

A financial liability (or a part of a financial liability) is derecognised from its balance sheet when, and only when, it is extinguished i.e. when the obligation specified in the contract is discharged or cancelled or expired.

When an existing financial liability is replaced by another from the same lender on substantially different terms, or the terms of an existing liability are substantially modified, such an exchange or modification is treated as the derecognition of the original liability and the recognition of a new liability. The difference in the respective carrying amounts is recognised in the statement of profit or loss.

c) Derivative financial instruments and hedge accounting

Initial recognition and subsequent measurement

The Company uses derivative financial instruments, such as forward currency contracts to hedge its foreign currency risks and interest rate risks. Such derivative financial instruments are initially recognised at fair value on the date on which a derivative contract is entered into and are subsequently re-measured at fair value. Derivatives are carried as financial assets when the fair value is positive and as financial liabilities when the fair value is negative.

Any gains or losses arising from changes in the fair value of derivatives are taken directly to profit or loss, except for the effective portion of cash flow hedges, which is recognised in OCI and later reclassified to profit or loss when the hedge item affects profit or loss or treated as basis adjustment if a hedged forecast transaction subsequently results in the recognition of a non-financial asset or non-financial liability.

For the purpose of hedge accounting, hedges are classified as:

- Fair value hedges when hedging the exposure to changes in the fair value of a recognised asset or liability or an unrecognised firm commitment



- Cash flow hedges when hedging the exposure to variability in cash flows that is either attributable to a particular risk associated with a recognised asset or liability or a highly probable forecast transaction or the foreign currency risk in an unrecognised firm commitment

At the inception of a hedge relationship, the Company formally designates and documents the hedge relationship to which the Company wishes to apply hedge accounting and the risk management objective and strategy for undertaking the hedge. The documentation includes the Company's risk management objective and strategy for undertaking hedge, the hedging/ economic relationship, the hedged item or transaction, the nature of the risk being hedged, hedge ratio and how the entity will assess the effectiveness of changes in the hedging instrument's fair value in offsetting the exposure to changes in the hedged item's fair value or cash flows attributable to the hedged risk. Such hedges are expected to be highly effective in achieving offsetting changes in fair value or cash flows and are assessed on an ongoing basis to determine that they actually have been highly effective throughout the financial reporting periods for which they were designated.

Hedges that meet the strict criteria for hedge accounting are accounted for, as described below:

(i) Fair value hedges

The change in the fair value of a hedging instrument is recognised in the statement of profit and loss as finance costs. The change in the fair value of the hedged item attributable to the risk hedged is recorded as part of the carrying value of the hedged item and is also recognised in the statement of profit and loss as finance costs.

For fair value hedges relating to items carried at amortised cost, any adjustment to carrying value is amortised through profit or loss over the remaining term of the hedge using the EIR method. EIR amortisation may begin as soon as an adjustment exists and no later than when the hedged item ceases to be adjusted for changes in its fair value attributable to the risk being hedged.

If the hedged item is derecognised, the unamortised fair value is recognised immediately in profit or loss. When an unrecognised firm commitment is designated as a hedged item, the subsequent cumulative change in the fair value of the firm commitment attributable to the hedged risk is recognised as an asset or liability with a corresponding gain or loss recognised in profit and loss.

(ii) Cash flow hedges

The effective portion of the gain or loss on the hedging instrument is recognised in OCI in the cash flow hedge reserve, while any ineffective portion is recognised immediately in the statement of profit and loss.

The Company uses forward currency contracts as hedges of its exposure to foreign currency risk in forecast transactions and firm commitments, as well as forward commodity contracts for its exposure to volatility in the commodity prices. The ineffective portion relating to foreign currency contracts is recognised in finance costs and the ineffective portion relating to commodity contracts is recognised in other income or expenses.



Amounts recognised as OCI are transferred to profit or loss when the hedged transaction affects profit or loss, such as when the hedged financial income or financial expense is recognised or when a forecast sale occurs. When the hedged item is the cost of a non-financial asset or non-financial liability, the amounts recognised as OCI are transferred to the initial carrying amount of the non-financial asset or liability.

If the hedging instrument expires or is sold, terminated or exercised without replacement or rollover (as part of the hedging strategy), or if its designation as a hedge is revoked, or when the hedge no longer meets the criteria for hedge accounting, any cumulative gain or loss previously recognised in OCI remains separately in equity until the forecast transaction occurs or the foreign currency firm commitment is met.

d) Offsetting of financial instruments

Financial assets and financial liabilities are offset and the net amount is reported in the balance sheet if there is a currently enforceable legal right to offset the recognised amounts and there is an intention to settle on a net basis, to realise the assets and settle the liabilities simultaneously.

3.13. Cash and cash equivalent

Cash and cash equivalent in the balance sheet comprise cash at banks and on hand and short-term deposits with a maturity of three months or less, which are subject to an insignificant risk of changes in value.

For the purpose of the statement of cash flows, cash and cash equivalents consist of cash and short-term deposits, as defined above, net of outstanding bank overdrafts as they are considered an integral part of the Company's cash management.

3.14. Taxes

Tax expense comprises of current income tax and deferred tax.


Current income tax

Current income tax assets and liabilities are measured at the amount expected to be recovered from or paid to the taxation authorities. The tax rates and tax laws used to compute the amount are those that are enacted or substantively enacted at the reporting date.

Current income tax relating to items recognised outside Statement of profit and loss is recognised outside Statement of profit and loss. Current income tax are recognised in correlation to the underlying transaction either in other comprehensive income or directly in equity. Management periodically evaluates positions taken in the tax returns with respect to situations in which applicable tax regulations are subject to interpretation and establishes provisions where appropriate.

Deferred tax

Deferred tax is provided using the liability method on temporary differences between the tax bases of assets and liabilities and their carrying amounts for financial reporting purposes at the reporting date.



Deferred tax liabilities are recognised for all taxable temporary differences, except:

- When the deferred tax liability arises from the initial recognition of goodwill or an asset or liability in a transaction that is not a business combination and, at the time of the transaction, affects neither the accounting profit nor taxable profit or loss;
- In respect of taxable temporary differences associated with investments in subsidiaries and interests in joint arrangements, when the timing of the reversal of the temporary differences can be controlled and it is probable that the temporary differences will not reverse in the foreseeable future.

Deferred tax assets are recognised for all deductible temporary differences, the carry forward of unused tax credits and any unused tax losses. Deferred tax assets are recognised to the extent that it is probable that taxable profit will be available against which the deductible temporary differences, and the carry forward of unused tax credits and unused tax losses can be utilised, except:

- When the deferred tax asset relating to the deductible temporary difference arises from the initial recognition of an asset or liability in a transaction that is not a business combination and, at the time of the transaction, affects neither the accounting profit nor taxable profit or loss;
- In respect of deductible temporary differences associated with investments in subsidiaries, associates and interests in joint arrangements, deferred tax assets are recognised only to the extent that it is probable that the temporary differences will reverse in the foreseeable future and taxable profit will be available against which the temporary differences can be utilised.

The carrying amount of deferred tax assets is reviewed at each reporting date and reduced to the extent that it is no longer probable that sufficient taxable profit will be available to allow all or part of the deferred tax asset to be utilised. Unrecognised deferred tax assets are re-assessed at each reporting date and are recognised to the extent that it has become probable that future taxable profits will allow the deferred tax asset to be recovered. Deferred tax assets and liabilities are measured at the tax rates that are expected to apply in the year when the asset is realised or the liability is settled, based on tax rates (and tax laws) that have been enacted or substantively enacted at the reporting date.

Deferred tax relating to items recognised outside Statement of profit and loss is recognised outside Statement of profit and loss. Deferred tax items are recognised in correlation to the underlying transaction either in other comprehensive income or directly in equity.

Deferred tax assets and deferred tax liabilities are offset if a legally enforceable right exists to set off current tax assets against current tax liabilities and the deferred taxes relate to the same taxable entity and the same taxation authority.

The Company recognizes tax credits in the nature of MAT credit as an asset only to the extent that there is convincing evidence that the Company will pay normal income tax during the specified period, i.e., the period for which tax credit is allowed to be carried forward. In the year in which the Company recognizes tax credits as an asset, the said asset is created by way of tax credit to the Statement of profit and loss. The Company reviews such tax credit



asset at each reporting date and writes down the asset to the extent the Company does not have convincing evidence that it will pay normal tax during the specified period. Deferred tax includes MAT tax credit.

3.15. Employee Benefits

a) Short Term Employee Benefits

All employee benefits payable within twelve months of rendering the service are classified as short term benefits. Such benefits include salaries, wages, bonus, short term compensated absences, awards, ex-gratia, performance pay etc. and the same are recognised in the period in which the employee renders the related service.

b) Post-Employment Benefits

(i) Defined contribution plan

The Company's approved provident fund scheme, employees' state insurance fund scheme and Employees' pension scheme are defined contribution plans. The Company has no obligation, other than the contribution paid/payable under such schemes. The contribution paid/payable under the schemes is recognised during the period in which the employee renders the related service.

(ii) Defined benefit plan

The employee's gratuity fund scheme and post-retirement medical benefit schemes are Company's defined benefit plans. The present value of the obligation under such defined benefit plans is determined based on the actuarial valuation using the Projected Unit Credit Method as at the date of the Balance sheet. In case of funded plans, the fair value of plan asset is reduced from the gross obligation under the defined benefit plans, to recognise the obligation on the net basis.

Re-measurements, comprising of actuarial gains and losses, the effect of the asset ceiling, excluding amounts included in net interest on the net defined benefit liability and the return on plan assets (excluding amounts included in net interest on the net defined benefit liability), are recognised immediately in the Balance Sheet with a corresponding debit or credit to retained earnings through OCI in the period in which they occur. Re-measurements are not reclassified to Statement of Profit and Loss in subsequent periods.

c) Other long term employment benefits:

The employee's long term compensated absences are Company's defined benefit plans. The present value of the obligation is determined based on the actuarial valuation using the Projected Unit Credit Method as at the date of the Balance sheet. In case of funded plans, the fair value of plan asset is reduced from the gross obligation, to recognise the obligation on the net basis.

d) Termination Benefits :

Termination benefits such as compensation under voluntary retirement scheme are recognised in the year in which termination benefits become payable.



3.16. Earnings per share

Basic EPS is calculated by dividing the profit / loss for the year attributable to ordinary equity holders of the Company by the weighted average number of ordinary shares outstanding during the year.

Diluted EPS is calculated by dividing the profit / loss attributable to ordinary equity holders of the parent by the weighted average number of ordinary shares outstanding during the year plus the weighted average number of ordinary shares that would be issued on conversion of all the dilutive potential ordinary shares into ordinary shares.

The dilutive potential equity shares are adjusted for the proceeds receivable had the equity shares been actually issued at fair value (i.e. the average market value of the outstanding equity shares). Dilutive potential equity shares are deemed converted as of the beginning of the period, unless issued at a later date. Dilutive potential equity shares are determined independently for each period presented. The number of equity shares and potentially dilutive equity shares are adjusted retrospectively for all periods presented for any share splits and bonus shares issues including for changes effected prior to the approval of the financial statements by the Board of Directors.

3.17. Provisions and Contingencies

Provisions are recognised when the Company has a present obligation (legal or constructive) as a result of a past event, and it is probable that an outflow of resources embodying economic benefits will be required to settle the obligation and a reliable estimate can be made of the amount of the obligation. When the Company expects some or all of a provision to be reimbursed, for example, under an insurance contract, the reimbursement is recognised as a separate asset, but only when the reimbursement is virtually certain. The expense relating to a provision is presented in the statement of profit or loss net of any reimbursement.


If the effect of the time value of money is material, provisions are discounted using a current pre-tax rate that reflects, when appropriate, the risks specific to the liability. When discounting is used, the increase in the provision due to the passage of time is recognised as a finance cost.

A contingent liability is a possible obligation that arises from past events whose existence will be confirmed by the occurrence or non-occurrence of one or more uncertain future events beyond the control of the Company or a present obligation that is not recognised because it is not probable that an outflow of resources will be required to settle the obligation. A contingent liability also arises in extremely rare cases where there is a liability that cannot be recognised because it cannot be measured reliably. The Company does not recognize a contingent liability but discloses its existence in the Financial Statements.

Contingent assets are not recognised but disclosed in the Financial Statements when an inflow of economic benefits is probable.

3.18. Segment Reporting

Operating segments are reported in a manner consistent with the internal reporting provided to the chief operating decision maker.



3.19. Events after the reporting period

Adjusting events are events that provide further evidence of conditions that existed at the end of the reporting period. The financial statements are adjusted for such events before authorisation for issue. Non-adjusting events are events that are indicative of conditions that arose after the end of the reporting period. Non-adjusting events after the reporting date are not accounted but disclosed.

4. Critical accounting Judgements and key source of estimation uncertainty

The preparation of the financial statements requires management to make judgements, estimates and assumptions about the reported amounts of assets and liabilities, and, income and expenses that are not readily apparent from other sources. Such judgements, estimates and associated assumptions are evaluated based on historical experience and various other factors, including estimation of the effects of uncertain future events, which are believed to be reasonable under the circumstances. Actual results may differ from these estimates. The estimates and underlying assumptions are reviewed on an on-going basis. Revisions to accounting estimates are recognised in the period in which the estimate is revised if the revision affects only that period or in the period of the revision and future periods if the revision affects both current and future periods.

The following are the critical judgements and estimations that have been made by the management in the process of applying the Company's accounting policies and that have the most significant effect on the amount recognised in the financial statements and / or key sources of estimation uncertainty that may have a significant risk of causing a material adjustment to the carrying amounts of assets and liabilities within the next financial year.

Defined benefit plans

The cost of the defined benefit plans and other post-employment benefits and the present value of the obligation are determined using actuarial valuations. An actuarial valuation involves making various assumptions that may differ from actual developments in the future. These include the determination of the discount rate, future salary increases, mortality rates and future pension increases. Due to the complexities involved in the valuation and its long-term nature, a defined benefit obligation is highly sensitive to changes in these assumptions. All assumptions are reviewed at each reporting date.

The parameter most subject to change is the discount rate. In determining the appropriate discount rate, management considers the interest rates of government bonds in currencies consistent with the currencies of the post-employment benefit obligation and extrapolated as needed along the yield curve to correspond with the expected term of the defined benefit obligation. The underlying bonds are further reviewed for quality. Those having excessive credit spreads are excluded from the analysis of bonds on which the discount rate is based, on the basis that they do not represent high quality corporate bonds.

The mortality rate is based on publicly available mortality tables. Those mortality tables tend to change only at intervals in response to demographic changes. Future salary increases are based on expected future inflation rates for the country.

Further details about defined benefit obligations are provided in Note 31.



Fair value measurement of financial instruments

When the fair values of financial assets and financial liabilities recorded in the Balance Sheet cannot be measured based on quoted prices in active markets, their fair value is measured using valuation techniques. The inputs to these models are taken from observable markets where possible, but where this is not feasible, a degree of judgement is required in establishing fair values. Judgements include considerations of inputs such as liquidity risk, credit risk and volatility. Changes in assumptions relating to these factors could affect the reported fair value of financial instruments. See Note 36 for further disclosures.

Allowance for uncollectible trade receivables

Trade receivables do not carry any interest and are stated at their nominal value as reduced by appropriate allowances for estimated irrecoverable amounts. Estimated irrecoverable amounts are based on the ageing of the receivable balance and historical experience. Additionally, a large number of minor receivables is grouped into homogeneous groups and assessed for impairment collectively. Individual trade receivables are written off when management deems them not to be collectible.

Taxes

Deferred tax assets are recognised for unused tax credits to the extent that it is probable that taxable profit will be available against which the losses can be utilised. Significant management judgement is required to determine the amount of deferred tax assets that can be recognised, based upon the likely timing and the level of future taxable profits together with future tax planning strategies.

Further details on taxes are disclosed in Note 26.

Inventories

An inventory provision is recognised for cases where the realisable value is estimated to be lower than the inventory carrying value. The inventory provision is estimated taking into account various factors, including prevailing sales prices of inventory item, the seasonality of the item's sales profile and losses associated with obsolete / slow-moving inventory items.

Intangible assets

Refer Note 3.8 for the estimated useful life of Intangible assets.

Property, plant and equipment

Refer Note 3.6 for the estimated useful life of Property, plant and equipment. The carrying value of Property, plant and equipment has been disclosed in Note 5.

Impairment of non-financial assets

Impairment exists when the carrying value of an asset or cash generating unit exceeds its recoverable amount, which is the higher of its fair value less costs of disposal and its value in



use. The fair value less costs of disposal calculation is based on available data from binding sales transactions, conducted at arm's length, for similar assets or observable market prices less incremental costs for disposing of the asset. The value in use calculation is based on a DCF model. The cash flows are derived from the budget for the next five years and do not include restructuring activities that the Company is not yet committed to or significant future investments that will enhance the asset's performance of the CGU being tested. The recoverable amount is sensitive to the discount rate used for the DCF model as well as the expected future cash-inflows and the growth rate used for extrapolation purposes.

Provisions and contingencies

The assessments undertaken in recognising provisions and contingencies have been made in accordance with the applicable Ind AS. A provision is recognized if, as a result of a past event, the Company has a present legal or constructive obligation that can be estimated reliably, and it is probable that an outflow of economic benefits will be required to settle the obligation. Where the effect of time value of money is material, provisions are determined by discounting the expected future cash flows.

The Company has significant capital commitments in relation to various capital projects which are not recognized on the balance sheet. In the normal course of business, contingent liabilities may arise from litigation and other claims against the Company.

Guarantees are also provided in the normal course of business. There are certain obligations which management has concluded, based on all available facts and circumstances, are not probable of payment or are very difficult to quantify reliably, and such obligations are treated as contingent liabilities and disclosed in the notes but are not reflected as liabilities in the Financial Statements. Although there can be no assurance regarding the final outcome of the legal proceedings in which the Company involved, it is not expected that such contingencies will have a material effect on its financial position or profitability (Refer Note 27).

Lease Term

The Company determines the lease term as the non-cancellable term of the lease, together with any periods covered by an option to extend the lease if it is reasonably certain to be exercised, or any periods covered by an option to terminate the lease, if it is reasonably certain not to be exercised.



Arvind OG Nonwovens Private Limited
Notes to the Financial Statements

Note 5 : Property, plant and equipment

Particulars	Freehold land	Buildings	Plant & machinery	Furniture & fixture	Vehicles	Office equipment	Computers, Servers and Network	Total	CWIP
Rs. in Lacs									
Gross Carrying Value									
As at April 1, 2023	459.30	1,182.99	4,600.25	68.51	10.60	19.92	7.78	6,349.35	-
Additions	-	7.48	30.30	-	-	4.84	-	42.62	-
Disposals	-	-	-	-	-	-	-	-	21.32
As at March 31, 2024	459.30	1,190.47	4,630.55	68.51	10.60	24.76	7.78	6,391.97	21.32
Additions	-	1.29	1,180.96	-	10.49	1.40	-	1,194.14	61.51
Disposals	-	-	-	-	-	-	-	-	21.32
As at March 31, 2025	459.30	1,191.76	5,811.51	68.51	21.09	26.16	7.78	7,586.13	61.51
Depreciation and Impairment									
As at April 1, 2023	-	284.96	2,433.31	39.73	2.94	17.42	7.38	2,785.74	-
Depreciation for the year	-	48.26	439.87	6.37	1.26	0.33	-	496.09	-
Deductions	-	-	-	-	-	-	-	-	-
As at March 31, 2024	-	333.22	2,873.18	46.10	4.20	17.75	7.38	3,281.83	-
Depreciation for the year	-	40.12	281.06	6.21	1.36	1.27	-	330.02	-
Deductions	-	-	-	-	-	-	-	-	-
As at March 31, 2025	-	373.34	3,154.24	52.31	5.56	19.02	7.38	3,611.87	-
Net Carrying Value									
As at March 31, 2023	459.30	818.42	2,657.27	16.20	15.53	7.14	0.40	3,974.26	61.51
As at March 31, 2024	459.30	857.25	1,757.37	22.41	6.40	7.01	0.40	3,110.14	21.32

Note:

- 1) For properties pledged as security, refer Note 13 (a)
- 2) Refer Note 28 for disclosure of contractual commitments for the acquisition of property, plant and equipment.
- 3) Capital work-in-progress ageing schedule:

As at March 31, 2025				
Capital work-in-progress	Amount in Capital work-in-progress for a period of			Total
	Less than 1 year	1-2 years	2-3 years	More than 3 years
Projects in progress	61.51	-	-	-
Total	61.51	-	-	61.51
As at March 31, 2024				
Capital work-in-progress	Amount in Capital work-in-progress for a period of			Total
	Less than 1 year	1-2 years	2-3 years	More than 3 years
Projects in progress	21.32	-	-	-
Total	21.32	-	-	21.32

Project execution plans are modulated basis capacity requirement assessment on an annual basis and all the projects are executed as per rolling annual plan.



Arvind OG Nonwovens Private Limited
Notes to the Financial Statements

Note 6 : Intangible assets

Particulars	Rs. in Lacs	
	Patent & Technical knowhow	Total Intangible Assets
Gross Carrying Value		
As at April 1, 2023	87.29	87.29
Additions	-	-
Disposals	-	-
As at March 31, 2024	87.29	87.29
Additions	-	-
Disposals	(87.29)	(87.29)
As at March 31, 2025	-	-
Amortisation and Impairment		
As at April 1, 2023	87.29	87.29
Amortisation for the Year	-	-
Deductions	-	-
As at March 31, 2024	87.29	87.29
Amortisation for the period	-	-
Deductions	87.29	87.29
As at March 31, 2025	-	-
Net Carrying Value		
As at March 31, 2025	-	-
As at March 31, 2024	-	-



Arvind OG Nonwovens Private Limited
Notes to the Financial Statements

Note 7 : Financial assets

7 (a) Trade receivables - Current

Particulars	Rs. in Lacs	
	As at March 31, 2025	As at March 31, 2024
Unsecured, considered good	1,310.05	794.73
Allowance for expected credit loss (Refer note 25)	(0.39)	-
Total Trade receivables	1,309.66	794.73

1. No trade receivables are due from directors or other officers of the Company either severally or jointly with any person nor any trade receivables are due from firms or private companies respectively in which any director is a director, a partner or a member.
2. Trade receivables are given as security for borrowings as disclosed under Note 13 (a).
3. Trade receivables are non-interest bearing and are generally on terms of 0 to 180 days.

Movement in Expected credit loss

Particulars	As at March 31, 2025	As at March 31, 2024
Balance as per last financial statements	-	-
Changes in provisions during the year (Refer note 25)	0.39	-
Balance at the end of the year	0.39	-

Ageing of Trade Receivables from due date of payments as at March 31, 2025 and March 31, 2024 are as follows:

Particulars	Not due	Less than 6 Months	6 Months - 1 year	1-2 years	2-3 years	More than 3 years	Total
As at March 31, 2025							
Undisputed Trade receivables - Considered Good	1,064.79	245.26	-	-	-	-	1,310.05
Allowances for expected credit loss (Refer note 25)							(0.39)
Total	1,064.79	245.26	-	-	-	-	1,309.66
As at March 31, 2024							
Undisputed Trade receivables - Considered Good	545.61	249.12	-	-	-	-	794.73
Allowances for expected credit loss (Refer note 25)							-
Total	545.61	249.12	-	-	-	-	794.73

7 (b) Loans

Particulars	Rs. in Lacs	
	As at March 31, 2025	As at March 31, 2024
Current		
Loans to related party (Refer Note 32)	-	250.00
	-	250.00
Loans to employees	-	0.02
	-	0.02
Total Loans	-	250.02

A. Loans or Advances in the nature of loans are granted to promoters, directors, KMPs and the related parties either severally or jointly with any other person, that are repayable on demand;

Type of Borrower	March 31, 2025		March 31, 2024	
	Amount of loan or advance in the nature of loan outstanding (Rs.)	Percentage to the total Loans and Advances in the nature of loans	Amount of loan or advance in the nature of loan outstanding (Rs.)	Percentage to the total Loans and Advances in the nature of loans
Promoter	-	0%	-	0%
Director	-	0%	-	0%
KMPs	-	0%	-	0%
Related Parties	-	100%	250.00	100%
Total	-	100%	250.00	100%



Arvind OG Nonwovens Private Limited
Notes to the Financial Statements

B. Disclosures pursuant to section 186(4) of the Companies Act, 2013.
Details of Loan Given

Name of the Company	Purpose	Rs. in Lacs	
		As at March 31, 2025	As at March 31, 2024
Arvind Sports Fashion Private Limited (Formerly known as Arvind Ruf and Tuf Private Limited)	General Business Purpose	-	250.00
Total		-	250.00

7 (c) Cash and cash equivalent

Particulars	Rs. in Lacs	
	As at March 31, 2025	As at March 31, 2024
Cash on hand	-	-
Balance with Bank		
Current accounts	10.07	2.17
Debit balance in cash credit accounts	2.76	7.38
Fixed Deposit having original maturity of less than 3 months	483.90	-
Total cash and cash equivalents	496.73	9.55

7 (d) Other bank balance

Particulars	Rs. in Lacs	
	As at March 31, 2025	As at March 31, 2024
Deposits with original maturity of more than three months but less than 12 months	171.10	70.94
Total other bank balances	171.10	70.94

7 (e) Other financial assets

Particulars	Rs. in Lacs	
	As at March 31, 2025	As at March 31, 2024
(Unsecured, considered good unless otherwise stated)		
Non-current		
Security deposits	46.35	46.35
	46.35	46.35
Current		
Accrued Interest	5.36	18.71
	5.36	18.71
Total other financial assets	51.71	65.06

Other current financial assets are given as security for borrowings as disclosed under Note 13 (a)

7 (f) : Financial Assets by category

Particulars	Rs. in Lacs		
	FVTPL	FVOCI	Amortised Cost
March 31, 2025			
Trade Receivables	-	-	1,309.66
Cash & Bank balance	-	-	667.83
Other financial assets	-	-	51.71
Total Financial Assets	-	-	2,029.20
March 31, 2024			
Trade Receivables	-	-	794.73
Loans	-	-	250.02
Cash & Bank balance	-	-	80.49
Other financial assets	-	-	65.06
Total Financial Assets	-	-	1,190.30

For Financial instruments risk management objectives and policies, refer Note 36

Fair value disclosure for financial assets and liabilities are in Note 34 and fair value hierarchy disclosures are in Note 35



Arvind OG Nonwovens Private Limited
Notes to the Financial Statements

Note 8 : Other current / non-current assets

Particulars	Rs. in Lacs	
	As at March 31, 2025	As at March 31, 2024
(Unsecured, considered good unless otherwise stated)		
Non-current		
Capital advances	-	143.68
	-	143.68
Current		
Advance to suppliers		
To Others - Considered Good	7.62	33.87
To Others - Considered doubtful	0.76	-
less : Provision of Doubtful Advance (Refer Note - 25)	(0.76)	-
	7.62	33.87
Balance with Government Authorities (Refer Note 1 below)	815.45	562.09
Export incentive receivable	5.94	3.92
Prepaid expenses	2.49	9.42
Other Asset	0.32	1.14
	831.82	610.44
Total	831.82	754.12

1. Balance with Government Authorities mainly consist of input credit availed
2. Other current assets are given as security for borrowings as disclosed under Note 13 (a)

Note 9 : Inventories (At lower of cost and net realisable value)

Particulars	Rs. in Lacs	
	As at March 31, 2025	As at March 31, 2024
Raw materials and components	638.80	660.38
Fuel	6.14	7.47
Work-in-progress	80.27	122.35
Finished goods	294.32	335.66
Stores and spares	144.41	106.32
Waste	1.41	1.84
Total	1,165.35	1,234.02

Note : Inventory write downs are accounted, considering the nature of inventory, ageing and net realisable value for Rs. 17.20 Lacs (March 31, 2024 Rs. 38.89 Lacs). The changes in write downs are recognised as an expense in the Statement of Profit and Loss.

Inventories are hypothecated as security for borrowings as disclosed under Note 13 (a)

Note 10 : Current Tax Assets/Liability

10A Current Tax Assets (Net)

Particulars	Rs. in Lacs	
	As at March 31, 2025	As at March 31, 2024
Current Tax Assets (Net)		
Tax Paid in Advance (Net of Provision)	53.39	21.25
Total	53.39	21.25



Note 11 : Equity share capital

Particulars	As at March 31, 2025		As at March 31, 2024	
	No. of shares	Rs. in Lacs	No. of shares	Rs. in Lacs
Authorised share capital				
Equity shares of Rs.10 each (Previous Year Rs. 10 each)	50,00,000	500.00	50,00,000	500.00
Issued and subscribed share capital				
Equity shares of Rs.10 each (Previous Year Rs. 10 each)	34,93,986	349.40	34,93,986	349.40
Subscribed and fully paid up				
Equity shares of Rs.10 each (Previous Year Rs. 10 each)	34,93,986	349.40	34,93,986	349.40
Total	34,93,986	349.40	34,93,986	349.40

11.1. Reconciliation of shares outstanding at the beginning and at the end of the Reporting period

Particulars	As at March 31, 2025		As at March 31, 2024	
	No. of shares	Rs. in Lacs	No. of shares	Rs. in Lacs
At the beginning of the period	34,93,986	349.40	34,93,986	349.40
Add: Issue of Share Capital				
Outstanding at the end of the period	34,93,986	349.40	34,93,986	349.40

11.2. Terms/Rights attached to the equity shares

The Company has one class of shares referred to as equity shares having a par value of Rs.10 each. Each shareholder is entitled to one vote per share held. The dividend proposed by the Board of Directors is subject to the approval of the shareholders in the ensuing Annual General Meeting. In the event of liquidation, the equity shareholders are eligible to receive the remaining assets of the Company after distribution of all preferential amounts, in proportion to their shareholding.

11.3. Shares Held by Holding Company

Particulars	As at March 31, 2025		As at March 31, 2024	
	No. of shares	Rs. in Lacs	No. of shares	Rs. in Lacs
Arvind Advanced Materials Limited - Holding Company	26,80,710	268.07	26,80,710	268.07

11.4. Number of Shares held by each shareholder holding more than 5% Shares in the company

Name of the Shareholder	As at March 31, 2025		As at March 31, 2024	
	No. of shares	% of shareholding	No. of shares	% of shareholding
Arvind Advanced Materials Limited	26,80,710	76.72%	26,80,710	76.72%
OG Corporation - Japan	8,13,276	23.28%	8,13,276	23.28%

11.5. Shareholding of Promoters

Promoter Name	As at March 31, 2025			As at March 31, 2024		
	No. Shares	% of total shares	% change during the year	No. Shares	% of total shares	% change during the year
Arvind Advanced Materials Limited	26,80,710	76.72%	0.00%	26,80,710	76.72%	100.00%
OG Corporation - Japan	8,13,276	23.28%	0.00%	8,13,276	23.28%	0.00%

11.6. In the period of five years immediately preceding March 31, 2025

- The Company has not allotted any equity shares as fully paid up without payment being received in cash.
- The Company has not allotted any equity shares by way of bonus issue.
- The Company has not bought back any equity shares.

11.7 Objective, policy and procedure of capital management, refer Note 37



Note 12 : Other Equity

Particulars	Rs. in Lacs	
	As at March 31, 2025	As at March 31, 2024
Note 12.1 Reserves & Surplus		
Securities Premium Account		
Balance as per last financial statements	3,131.99	3,131.99
Addition during the year	-	-
Balance at the end of the year	3,131.99	3,131.99
Surplus in statement of profit and loss		
Balance as per last financial statements	975.36	471.48
Add: Profit for the year	496.92	507.01
Add / (Less): OCI for the year	(0.72)	(3.13)
Balance at the end of the year	1,471.56	975.36
Total reserves & surplus	4,603.55	4,107.35
Total Other Equity	4,603.55	4,107.35

The description of the nature and purpose of each reserve within equity is as follows :

a Securities Premium Account

Securities premium is created due to premium on issue of shares. These reserve is utilised in accordance with the provisions of the Companies, Act.

Note 13 : Financial liabilities

13 (a) Borrowings

Particulars	Rs. in Lacs	
	As at March 31, 2025	As at March 31, 2024
Long-term Borrowings (Refer Note (a) and (b) below)		
Non-current portion		
Secured (at amortised cost)		
Term loan from Banks	-	446.61
Total long-term borrowings	-	446.61
Short-term Borrowings (Refer Note (c) and (d) below)		
Secured		
Current maturities of Long-Term borrowings	455.03	320.00
Total short-term borrowings	455.03	320.00
Total borrowings	455.03	766.61

a Nature of security:

Term loan of Rs. 455.03 lacs

Term Loan from Banks are secured by:

- First charge on the entire fixed assets (movable and immovable) of the Company.
- Second charge over entire stock of raw materials, stock in process, finished goods, stores and spares, goods in transit, receivables and other current assets of the Company.

b Rate of Interest and Terms of Repayment

Particulars	Amount (Rs. In Lacs)	Range of Interest (%)	Terms of Repayment from Balance sheet date
From Banks			
Term Loan	455.03	10.30%	Repayable in 18 quarterly

c Nature of Security

Cash Credit and Other Facilities from Banks

Secured by

- First charge over entire stock of raw materials, stock in process, finished goods, stores and spares, goods in transit, receivables and other current assets of the Company.
- Second charge on the entire fixed assets (movable and immovable) of the Company.

d Rate of Interest

- Working Capital Loans from banks carry interest rates at rate of 10.55% per annum.

e All necessary charges or satisfaction are registered with ROC within the statutory period.

f The Company has a Working Capital limit comprising of fund-based and non-fund-based limits. For the said facility, the Company has submitted stock and debtors statement to the bank on monthly basis as also the quarterly information statements. The average difference is not material.

g The Company has used the borrowings from banks and financial institutions for the specific purpose for which it was taken.



Arvind OG Nonwovens Private Limited
Notes to the Financial Statements
13 (b) Trade payables

Particulars	Rs. in Lacs	
	As at March 31, 2025	As at March 31, 2024
Current		
Other Trade Payables (Refer Note below)		
-Total outstanding dues of micro enterprises and small enterprises	13.56	12.61
-Total outstanding dues other than micro enterprises and small enterprises	1,677.64	964.34
Total	1,691.20	976.95

a Based on the information available, the disclosures as required under section 22 of the Micro, Small and Medium Enterprise Small Enterprise Development (MSMED) Act, 2006 are presented as follows :

Particulars	Rs. in Lacs	
	As at March 31, 2025	As at March 31, 2024
(a) the principal amount and the interest due thereon remaining unpaid to any supplier at the end of each accounting year:		
i) Principal	13.48	12.53
ii) Interest	0.08	0.08
(b) the amount of interest paid by the buyer in terms of section 16 of the Micro, Small and Medium Enterprises Development Act, 2006 (27 of 2006), along with the amount of the payment made to the supplier beyond the appointed day during each accounting year;	-	-
(c) the amount of interest due and payable for the period of delay in making payment (which has been paid but beyond the appointed day during the year) but without adding the interest specified under the Micro, Small and Medium Enterprises Development Act, 2006;	0.08	0.08
(d) the amount of interest accrued and remaining unpaid at the end of each accounting year; and	0.08	0.08
(e) the amount of further interest remaining due and payable even in the succeeding years, until such date when the interest dues above are actually paid to the small enterprise, for the purpose of disallowance of a deductible expenditure under section 23 of the Micro, Small and Medium Enterprises Development Act, 2006	0.08	0.08

Ageing of Trade Payables from due date of payments as at March 31, 2025 and March 31, 2024 are as follows:

Particulars	Rs. in Lacs					
	Not due	Less than 1 year	1-2 years	2-3 years	More than 3 years	Total
As at March 31, 2025						
(i) Micro Enterprises and Small Enterprises	11.20	2.36	-	-	-	13.56
(ii) Other then Micro Enterprises and Small Enterprises	819.67	713.00	110.24	34.48	0.25	1,677.64
Total	830.87	715.36	110.24	34.48	0.25	1,691.20
As at March 31, 2024						
(i) Micro Enterprises and Small Enterprises	12.13	0.48	-	-	-	12.61
(ii) Other then Micro Enterprises and Small Enterprises	469.69	459.16	35.24	-	0.25	964.34
Total	481.82	459.64	35.24	-	0.25	976.95

13 (c) Other financial liabilities

Particulars	Rs. in Lacs	
	As at March 31, 2025	As at March 31, 2024
Current		
Payable in respect of capital goods	2.59	-
Payable to employees	91.87	89.72
Total	94.46	89.72

13(d) : Financial Liabilities by category

Particulars	Rs. in Lacs	
	FVOCI	Amortised Cost
March 31, 2025		
Borrowings	-	455.03
Trade payables	-	1,691.20
Payable to employees	-	91.87
Total Financial liabilities	-	2,238.10
March 31, 2024		
Borrowings	-	766.61
Trade payables	-	976.95
Payable to employees	-	89.72
Total Financial liabilities	-	1,833.28

For financial instruments risk management objectives and policies, refer Note 36

Fair value disclosure for financial assets and liabilities are in Note 34 and fair value hierarchy disclosures are in Note 35



Arvind OG Nonwovens Private Limited
Notes to the Financial Statements

Note 14: Provisions

Particulars	Rs. in Lacs	
	As at March 31, 2025	As at March 31, 2024
Long-term		
Provision for employee benefits (Refer Note 31)		
Provision for leave encashment	13.08	11.88
Provision for Gratuity	26.98	23.45
	40.06	35.33
Short-term		
Provision for employee benefits (Refer Note 31)		
Provision for leave encashment	1.89	1.78
Provision for Gratuity	3.11	2.86
	5.00	4.64
Total	45.06	39.97

Note 15: Government Grants

Particulars	Rs. in Lacs	
	As at March 31, 2025	As at March 31, 2024
Current		
Deferred income	18.96	12.12
Non-Current		
Deferred income	178.46	-
Total	197.42	12.12

Government grants have been received for the purchase of certain items of property, plant and equipment. There are no unfulfilled conditions or contingencies attached to these grants as at March 31, 2025.

Government grant

	Rs. in Lacs	
	As at March 31, 2025	As at March 31, 2024
As at April 1	12.12	31.51
Received during the year	199.64	-
Released to statement of profit and loss (Refer Note 18)	14.34	19.39
As at March 31	197.42	12.12

Note 16 : Other current liabilities

Particulars	Rs. in Lacs	
	As at March 31, 2025	As at March 31, 2024
Current		
Statutory dues including provident fund and tax deducted at source	24.87	22.72
Other liabilities	0.07	0.08
Advances from customer	663.20	8.47
Total	688.14	31.27



Note 17 : Revenue from operations

Particulars	Rs. in Lacs	
	Year Ended March 31, 2025	Year Ended March 31, 2024
Sale of products	11,012.98	9,625.60
Sale of services	1.60	2.25
Operating income		
Export incentives	36.97	69.99
Waste sale	7.19	9.89
Exchange difference (Net)	18.93	21.26
GST Refund	-	126.81
	63.09	227.95
Total	11,077.67	9,855.80

I. Disaggregation of revenue		Rs. in Lacs
Particulars	Year Ended March 31, 2025	Year Ended March 31, 2024
A. Revenue based on Geography		
i. Domestic	8,293.22	6,335.65
ii. Export	2,784.45	3,520.15
	11,077.67	9,855.80
B. Revenue based on Business Segment		
Nonwoven Product	11,077.67	9,855.80


II. Reconciliation of Revenue from Operation with Contract Price		Rs. in Lacs	
Particulars		Year Ended March 31, 2025	Year Ended March 31, 2024
Contract Price		11,103.86	9,906.33
Less:			
Discounts		18.00	31.54
Sales Return		8.19	18.99
Total Revenue from Operations		11,077.67	9,855.80

Note 18 : Other income

Particulars	Rs. in Lacs	
	Year Ended March 31, 2025	Year Ended March 31, 2024
Interest income on financial assets measured at amortized cost		
- Fixed Deposits	37.44	3.23
- Loans and advances	7.40	20.00
- Others	3.13	3.54
Government grants (Refer Note 15)	14.34	19.39
Scrap income	7.50	4.28
Sundry Credit Balances Appropriated (Net)	4.86	1.58
Provision No Longer Required	20.64	-
Other Miscellaneous Income	-	0.22
Government Subsidiary Income	102.30	-
Insurance Claim Received	-	0.24
VAT Refund	-	1.12
Total	197.61	53.60

Note 19 : Cost of raw material consumed

Particulars	Rs. in Lacs	
	Year Ended March 31, 2025	Year Ended March 31, 2024
Stock at the beginning of the year	660.38	1,037.63
Add : Purchases	6,168.80	6,229.15
	6,829.18	7,266.78
Less : Inventory at the end of the year	638.80	660.38
Total	6,190.39	6,606.40



Note 20 : Purchases of stock-in-trade

Particulars	Rs. in Lacs	
	Year Ended March 31, 2025	Year Ended March 31, 2024
Yarn	482.74	214.72
Fabric	1,452.34	-
Fibre	217.47	2.08
Total	2,152.55	216.80

Note 21 : Changes in inventories of finished goods, work-in-progress and waste

Particulars	Rs. in Lacs	
	Year Ended March 31, 2025	Year Ended March 31, 2024
Stock at the end of the year		
Finished goods	294.32	335.66
Work-in-Progress	80.27	122.35
Waste	1.41	1.84
Stock at the beginning of the year		
Finished goods	335.66	507.02
Work-in-Progress	122.35	98.34
Waste	1.84	0.46
Total	83.85	145.97

Note 22 : Employee benefits expense

Particulars	Rs. in Lacs	
	Year Ended March 31, 2025	Year Ended March 31, 2024
Salaries, wages, bonus, commission, etc. (Refer Note 31)	393.00	347.22
Contribution to provident and other funds (Refer Note 31)	14.45	14.35
Welfare and training expenses	4.80	4.80
Total	412.25	366.37

Note 23 : Finance costs

Particulars	Rs. in Lacs	
	Year Ended March 31, 2025	Year Ended March 31, 2024
Interest expense on Financial Liabilities measured at amortised cost		
-Loans	46.38	131.66
Other borrowing cost	0.09	0.14
Total	46.47	131.80

Note 24 : Depreciation and amortization expense

Particulars	Rs. in Lacs	
	Year Ended March 31, 2025	Year Ended March 31, 2024
Depreciation on Property, Plant & Equipment (Refer Note 5)	330.02	496.09
Total	330.02	496.09



Arvind OG Nonwovens Private Limited
Notes to the Financial Statements

Note 25 : Other expenses

Particulars	Rs. in Lacs	
	Year Ended March 31, 2025	Year Ended March 31, 2024
Power and fuel	355.21	361.83
Insurance	16.92	26.33
Processing charges	115.88	97.91
Printing, stationery & communication	0.74	0.89
Commission & Brokerage	3.79	8.62
Rates and taxes	6.12	1.62
Repairs		
To Machinery	85.59	61.72
To Others	-	0.01
Freight, insurance & clearing charge	340.71	326.34
Legal & Professional charges	2.48	2.42
Conveyance & Travelling expense	18.90	20.13
Advertisement and Publicity	18.90	8.95
Auditor's remuneration (Refer Note a below)	6.93	11.30
Bank charges	21.44	30.94
Corporate Social Responsibility Expense (Refer Note 38)	12.00	7.24
Stores consumed	287.45	202.56
Miscellaneous Labour Charges	67.33	47.51
Security Service Charges	20.59	18.23
Allowances for Doubtful receivables & expected credit loss (Refer Note 7 (a))	0.39	-
Provision for doubtful Advance (Refer Note 8)	0.76	-
Application, Inspection , Licence and Reg. Fees	1.60	11.48
Product Development Expenses	-	15.65
Miscellaneous expenses	4.85	3.99
Total	1,388.58	1,265.67

a. Break up of Auditor's Remuneration

Particulars	Rs. in Lacs	
	Year Ended March 31, 2025	Year Ended March 31, 2024
Payment to Auditors as :		
Auditors	3.39	3.20
For tax audit	-	0.85
For other certification work	3.54	6.68
For reimbursement of expenses	-	0.57
Total	6.93	11.30



Arvind OG Nonwovens Private Limited
Notes to the Financial Statements

Note 26 : Income Tax

The major component of income tax expense:

Particulars	Rs. in Lacs	
	Year Ended March 31, 2025	Year Ended March 31, 2024
<u>Statement of Profit & Loss</u>		
Current Tax		
Current income tax	134.49	184.92
Deferred Tax		
Deferred tax expense/(credit)	33.75	(12.37)
Short Provision of Taxation of Earlier Years	6.00	0.74
Income tax expense/(credit) in the Statement of Profit and Loss	174.24	173.29

OCI Section

Particulars	Rs. in Lacs	
	Year Ended March 31, 2025	Year Ended March 31, 2024
<u>Statement to Other comprehensive income (OCI)</u>		
Deferred tax expense/(credit)	(0.24)	(1.05)
Income tax expense/(credit) recognised in OCI	(0.24)	(1.05)

Reconciliation of tax expense and the accounting profit multiplied by domestic tax rate:

A) Current tax

Particulars	Rs. in Lacs	
	Year Ended March 31, 2025	Year Ended March 31, 2024
Accounting Profit/(Loss) before tax	671.16	680.30
Tax Rate	25.17%	25.17%
Current Tax Expenses on Profit/(Loss) before tax at the enacted income tax rate in India	168.92	171.22
<u>Adjustments</u>		
Other Adjustments	(0.68)	1.33
Unused losses offsetting against taxable income	-	-
Short Provision of Taxation of Earlier Years	6.00	0.74
Total income tax expense/(credit)	174.24	173.29

Effective tax rate	25.96%	25.47%
--------------------	--------	--------



Arvind OG Nonwovens Private Limited
Notes to the Financial Statements

B) Deferred tax

The Company has accrued significant amounts of deferred tax. The majority of the deferred tax (assets) and liability represents accelerated tax relief for the depreciation of property, plant and equipment Significant components of Deferred tax (assets) and liabilities recognized in the financial statements of the Company are as follows:

Particulars	Rs. in Lacs			
	Balance Sheet As at March 31, 2025	Statement of Profit & Loss and Other Year Ended March 31, 2025	Balance Sheet As at March 31, 2024	Statement of Profit & Loss and Other Year Ended March 31, 2024
Accelerated depreciation for tax purposes	(55.46)	82.58	27.12	(13.49)
Expenditure allowable on payment basis	14.01	(3.98)	10.03	(2.77)
Deferred Government Grant income	49.69	(46.64)	3.05	4.88
Disallowance u/s 40(a)(ia)	0.49	1.55	2.04	(2.04)
Net deferred tax assets/(liabilities)	8.73	33.51	42.24	(13.42)

Reconciliation of Deferred Tax Assets/(Liabilities), Net

Particulars	Rs. in Lacs	
	Year Ended March 31, 2025	Year Ended March 31, 2024
Opening balance as at April 1	42.24	28.82
Deferred Tax income/(expense) during the period recognised in profit or loss	(33.75)	12.37
Deferred Tax income/(expense) during the period recognised in OCI	0.24	1.05
Closing balance as at March 31	8.73	42.24

The Company offsets tax assets and liabilities if and only if it has a legally enforceable right to set off current tax assets and current tax liabilities and the deferred tax assets and deferred tax liabilities relate to income taxes levied by the same tax authority.



Note 27 : Contingent liabilities

Particulars	Rs. in Lacs	
	As at March 31, 2025	As at March 31, 2024

Contingent liabilities not provided for

Note 28 : Capital commitment and other commitments

Particulars	Rs. in Lacs	
	As at March 31, 2025	As at March 31, 2024

Capital commitments

Estimated amount of Contracts remaining to be executed on capital account and not provided for

39.00 529.35

Other commitments

546.77 -

Export obligations against the import licenses taken for import of capital goods under the Export Promotion Capital Goods Scheme which is to be fulfilled over the period of next six years. If the Company is unable to meet these obligations, its liability would be Rs. 91.13 lacs (March 31, 2024: Rs. Nil Lacs) which will reduce in proportion to actual exports. The Company is reasonably certain to meet its export obligations and expects no outflow, hence it does not anticipate a loss with respect to these obligations and accordingly has not made any provision in its financial statements.

Note 29 : Foreign Exchange Derivatives and Exposures not hedged

The Company holds derivative financial instruments such as foreign currency forward and option contracts to mitigate the risk of changes in exchange rates on foreign currency exposures. The counter party for these contracts is generally a bank.

All derivative financial instruments are recognized as assets or liabilities on the balance sheet and measured at fair value. The accounting for changes in the fair value of a derivative instrument depends on the intended use of the derivative and the resulting designation.

The fair values of all derivatives are separately recorded in the balance sheet within current and non-current assets and liabilities depending upon the maturity of the derivatives.

The use of derivative instruments is subject to limits, authorities and regular monitoring by appropriate levels of management. The limits, authorities and monitoring systems are periodically reviewed by management and the Board. The market risk on derivatives is mitigated by changes in the valuation of the underlying assets, liabilities or transactions, as derivatives are used only for risk management purposes.


A. Foreign Exchange Derivatives

As at March 31, 2025 - Nil

As at March 31, 2024 - Nil

B. Exposure Not Hedged

Nature of exposure	In FC USD in Mn	Rs. in Lacs	In FC EURO in Mn	Rs. in Lacs	In FC JPY in Mn	Rs. in Lacs
Trade Receivables						
As at March 31, 2025	0.30	260.44	0.37	344.78	-	-
As at March 31, 2024	0.36	319.17	0.40	330.51	-	-
Trade Payable						
As at March 31, 2025	0.40	346.00	(EUR 1,480)	1.36	1.66	9.44
As at March 31, 2024	0.23	188.98	-	-	-	-



Arvind OG Nonwovens Private Limited
Notes to the Financial Statements

Note 30 : Segment Reporting

Identification of Segments:

The chief operational decision maker monitors the operating results of its Business segment separately for the purpose of making decision about resource allocation and performance assessment. Segment performance is evaluated based on profit or loss and is measured consistently with profit or loss in the financial statements. Operating segment have been identified on the basis of nature of products and other quantitative criteria specified in the Ind AS 108. Operating segments are reported in a manner consistent with the internal reporting provided to the Chief Operating Decision Maker ("CODM") of the Company.

The Company is primarily engaged in the business of Nonwoven products, which in the context of Indian Accounting Standard 108 on Segment Reporting, constitutes a single reportable primary (business) segment.

Geographical segment

Geographical segment is considered based on sales within India and rest of the world.

Particulars	Rs. in Lacs	
	Year Ended March 31, 2025	Year Ended March 31, 2024
Segment Revenue*		
a) In India	8,293.22	6,335.65
b) Rest of the world	2,784.45	3,520.15
Total Sales	11,077.67	9,855.80
Carrying Cost of Segment Assets**		
a) In India	7,519.04	5,723.71
b) Rest of the world	605.22	649.68
Total	8,124.26	6,373.39
Carrying Cost of Segment Non Current Assets**@		
a) In India	4,035.77	3,275.14
b) Rest of the world	-	-
Total	4,035.77	3,275.14

* Based on location of Customers

** Based on location of Assets

@ Excluding Financial Assets and Deferred Tax Assets

Note:

Considering the nature of business of Company in which it operates, the Company deals with various customers including multiple geographics. There is one (1) customers contributing Rs. 5,304.67 Lacs (March 31, 2024 : 3 customers, Rs. 3,350.63 Lacs) from the total revenue of the Company.



Arvind OG Nonwovens Private Limited
Notes to the Financial Statements

Note 31 : Disclosure pursuant to Employee benefits

A Defined Contribution Plans

The following amounts are recognised as expense and included in Note 22 "Employee benefit expenses"

Particulars	Rs. in Lacs	
	Year Ended March 31, 2025	Year Ended March 31, 2024
Provident Fund and Contributory Pension Scheme	14.03	13.91
	14.03	13.91

B Defined Benefit Plans

The Company has following post employment benefits which are in the nature of defined benefit plans:

Gratuity

The Company provides for gratuity for employees in India as per the Payment of Gratuity Act, 1972. Employees who are in continuous service for a period of 5 years are eligible for gratuity. The amount of gratuity payable on retirement/termination is the employees last drawn basic salary per month computed proportionately for 15 days salary multiplied with the number of years of service.

Changes in defined benefit obligation and plan assets

March 31, 2025

	Gratuity cost charged to statement of profit and loss				Remeasurement gains/(losses) in other comprehensive income				Rs. in Lacs
	April 1, 2024	Service cost	Net interest expense	Sub-total included in statement of profit and loss	Benefit paid	Return on plan assets (excluding amounts included in net interest expense)	Actuarial changes arising from changes in demographic assumptions	Actuarial changes arising from changes in financial assumptions	
2024-25									
Gratuity	26.31	4.62	1.89	6.51	(3.70)	-	(1.09)	0.12	30.09
Defined benefit obligation	-	-	-	-	-	-	-	(0.97)	-
Fair value of plan assets	-	-	-	-	-	-	-	-	-
Total benefit liability	26.31	4.62	1.89	6.51	(3.70)	-	(1.09)	0.12	30.09
March 31, 2024									

March 31, 2024

	Gratuity cost charged to statement of profit and loss				Remeasurement gains/(losses) in other comprehensive income				Rs. in Lacs
	April 1, 2023	Service cost	Net interest expense	Sub-total included in statement of profit and loss	Benefit paid	Return on plan assets (excluding amounts included in net interest expense)	Actuarial changes arising from changes in demographic assumptions	Actuarial changes arising from changes in financial assumptions	
2023-24									
Gratuity	17.93	3.63	1.32	4.95	(0.75)	-	(0.26)	(3.92)	26.31
Defined benefit obligation	-	-	-	-	-	-	-	(4.18)	-
Fair value of plan assets	-	-	-	-	-	-	-	-	-
Total benefit liability	17.93	3.63	1.32	4.95	(0.75)	-	(0.26)	(3.92)	26.31

Gratuity

Defined benefit obligation

Fair value of plan assets

Total benefit liability



Arvind OG Nonwovens Private Limited
Notes to the Financial Statements

The principal assumptions used in determining above defined benefit obligations for the Company's plans are shown below:

Particulars	Year Ended March 31, 2025	Year Ended March 31, 2024
Discount rate	6.59%	7.19%
Future salary increase	10.00%	10.00%
Expected rate of return on plan assets	0.00%	0.00%
Attrition rate	15.00%	15.00%
Mortality rate during employment	Indian assured lives	Indian assured lives
	Mortality(2012-14)	Mortality(2012-14)

Increase / (Decrease) in defined benefit obligation (Impact)

Particulars	Sensitivity level	Year Ended March 31, 2025	Rs. in Lacs Year Ended March 31, 2024
Gratuity			
Discount rate	1% increase	(1.76)	(1.52)
	1% decrease	1.99	1.72
Salary increase	1% increase	1.91	1.66
	1% decrease	(1.73)	(1.50)
Attrition rate	1% increase	(0.49)	(0.39)
	1% decrease	0.54	0.43

The followings are the expected future benefit payments for the defined benefit plan :

Particulars	Year Ended March 31, 2025	Rs. in Lacs Year Ended March 31, 2024
Gratuity		
Within the next 12 months (next annual reporting period)	3.11	2.86
Between 2 and 5 years	12.69	11.29
Beyond 5 years	34.20	31.89
	50.00	46.04

Weighted average duration of defined plan obligation (based on discounted cash flows)

Particulars	Year Ended March 31, 2025	Year Ended March 31, 2024
Gratuity	8	8

C Leave encashment

Salaries and Wages includes following amounts towards provision made as per actuarial valuation in respect of accumulated leave encashment/compensated absences.

Particulars	Year Ended March 31, 2025	Year Ended March 31, 2024
Leave encashment	4.12	3.53
	4.12	3.53



Arvind OG Nonwovens Private Limited
Notes to the Financial Statements

Note 32 : Related Party Transactions

As per the Indian Accounting Standard on "Related Party Disclosures" (Ind AS 24), the related parties of the Company are as follows :

a Name of Related Parties and Nature of Relationship
Ultimate Holding Company (upto December 20, 2023)
Arvind Limited
Holding Company (w.e.f December 21, 2023)
Arvind Advanced Materials Limited
Fellow Subsidiary Company
Arvind PD Composites Private Limited
Syntel Enkay Converged Technologies LLP
Arvind Suits Manufacturing Private Limited
Arvind Sports Fashion Private Limited (Formerly known as Arvind Ruf and Tuf Private Limited)
Arvind Foundation
Entity having Significant Influence
OG Corporation (Japan)
Key Management Personnel
Mr. Punit S. Lalbhai
Mr. Nigam Gautamkumar Shah
Mr. Junichi Iyogi
Mr. Daisuke Kanemori

Note: Related party relationship is as identified by the Company and relied upon by the Auditors.

b Transactions with related parties

Particulars	Ultimate Holding Company	Holding Company	Fellow Subsidiary	Entity having Significant Influence	Rs. in Lacs
Purchase of Goods and Materials					
March 31, 2025	2,644.10	37.95	-	288.20	
March 31, 2024	2,009.49	-	1.77	297.75	
Purchase of Fixed Assets					
March 31, 2025	-	-	-	-	
March 31, 2024	30.30	-	3.03	-	
Sales of Raw Material					
March 31, 2025	131.76	0.30	-	-	
March 31, 2024	226.03	-	-	-	
Sales of Finished Fabrics/Goods					
March 31, 2025	4,727.15	44.42	-	-	
March 31, 2024	2,442.25	-	-	-	
Receiving of Services - Processing Charges					
March 31, 2025	112.22	-	-	-	
March 31, 2024	59.60	-	-	-	
Receiving of Services - Manpower Services					
March 31, 2025	96.30	-	-	-	
March 31, 2024	78.00	-	-	-	
Receiving of Services - Other Expenses					
March 31, 2025	-	-	0.10	-	
March 31, 2024	-	-	-	-	
Rendering of Services - Processing Income					
March 31, 2025	0.85	-	-	-	
March 31, 2024	2.25	-	-	-	
Loans Given/(Repaid)					
March 31, 2025	-	-	(250.00)	-	
March 31, 2024	-	-	-	-	
Interest Income					
March 31, 2025	-	-	7.40	-	
March 31, 2024	-	-	20.00	-	
Donation given					
March 31, 2025	-	-	12.00	-	
March 31, 2024	-	-	7.00	-	



Arvind OG Nonwovens Private Limited
Notes to the Financial Statements

c Balances

Particulars	Ultimate Holding Company	Holding Company	Fellow Subsidiary	Rs. in Lacs
				Entity having Significant Influence
Trade and Other Receivables				
March 31, 2025	-	6.86	0.15	-
March 31, 2024	-	-	-	-
Trade and Other Payables				
March 31, 2025	900.23	-	-	9.37
March 31, 2024	506.13	-	-	142.21
Receivable in respect of Loans				
March 31, 2025	-	-	-	-
March 31, 2024	-	-	250.00	-
Payable in respect of Other Current Liabilities				
March 31, 2025	522.46	-	8.27	-
March 31, 2024	-	-	8.27	-

d Terms and conditions of transactions with related parties

1) Transaction entered into with related party are made on terms equivalent to those that prevail in arm's length transactions. Outstanding balances at the year-end are unsecured and interest free and settlement occurs in cash.

2) Loans given to the related party carries interest rate 8.00% (March 31, 2024: 8.00%)

e Commitments with related parties

The Company has not provided any commitment to the related party (March 31, 2024: Rs. Nil)



Arvind OG Nonwovens Private Limited
Notes to the Financial Statements

Note 33 : Earning per share

Particulars	Rs. in Lacs	
	Year Ended March 31, 2025	Year Ended March 31, 2024
Earning per share (Basic and Diluted)		
Profit attributable to ordinary equity holders	496.92	507.01
Total no. of equity shares at the end of the year (In Nos.)	34,93,986	34,93,986
Weighted average number of equity shares		
For basic EPS (In Nos.)	34,93,986	34,93,986
For diluted EPS (In Nos.)	34,93,986	34,93,986
Nominal value of equity shares - In Rs.	10	10
Basic earning per share - In Rs.	14.22	14.51
Diluted earning per share - In Rs.	14.22	14.51



Arvind OG Nonwovens Private Limited
Notes to the Financial Statements

Note 34 : Fair value disclosures for financial assets and financial liabilities

Set out below is a comparison, by class, of the carrying amounts and fair value of the Company's financial instruments, other than those with carrying amounts that are reasonable approximations of fair values:

Particulars	Rs. in Lacs	
	As at March 31, 2025	As at March 31, 2024
Financial liabilities		
Borrowings		
Carrying Amount	455.03	766.61
Fair Value	455.03	766.61

See accompanying notes forming part of the Financial Statements

The management assessed that the fair values of cash and cash equivalents, other bank balances, loans trade receivables, other current financial assets, trade payables and other current financial liabilities approximate their carrying amounts largely due to the short-term maturities of these instruments.

The fair value of the financial assets and liabilities is included at the amount at which the instrument could be exchanged in a current transaction between willing parties, other than in a forced or liquidation sale. The following methods and assumptions were used to estimate the fair values.

The fair value of borrowings and other financial liabilities is calculated by discounting future cash flows using rates currently available for debts on similar terms, credit risk and remaining maturities.

The discount for lack of marketability represents the amounts that the Company has determined that market participants would take into account when pricing the investments.

Note 35 : Fair value hierarchy

The following table provides the fair value measurement hierarchy of the Company's assets and liabilities

Particulars	Date of valuation	Total	Rs. in Lacs		
			Fair value measurement using		
			Quoted prices in active markets (Level 1)	Significant observable inputs (Level 2)	Significant unobservable inputs (Level 3)
Liabilities measured at fair value					
Liabilities disclosed at fair value					
Borrowings	March 31, 2025	455.03	-	455.03	-
	March 31, 2024	766.61	-	766.61	-

Fair value hierarchy

Level 1: Level 1 hierarchy includes financial instruments measured using quoted prices. This includes listed equity instruments that have quoted price. The fair value of all equity instruments which are traded in the stock exchanges is valued using the closing price as at the reporting period.

Level 2: The fair value of financial instruments that are not traded in an active market (for example, traded bonds, over-the counter derivatives) is determined using valuation techniques which maximize the use of observable market data and rely as little as possible on entity-specific estimates. If all significant inputs required to fair value an instrument are observable, the instrument is included in level 2.

Level 3: If one or more of the significant inputs is not based on observable market data, the instrument is included in level 3. This is the case for unlisted equity securities, contingent consideration and indemnification asset included in level 3.

There are no transfer between level 1, 2 and 3 during the year.

The Company's policy is to recognise transfers into and transfers out of fair value hierarchy levels as at the end of the reporting period.



Note 36 : Financial instruments risk management objectives and policies

The Company's principal financial liabilities, other than derivatives, comprise borrowings and trade & other payables. The main purpose of these financial liabilities is to finance the Company's operations and to support its operations. The Company's principal financial assets include Investments, loans given, trade and other receivables and cash & short-term deposits that derive directly from its operations.

The Company's activities expose it to market risk, credit risk and liquidity risk. In order to minimise any adverse effects on the financial performance of the Company, derivative financial instruments, such as foreign exchange forward contracts, foreign currency option contracts are entered to hedge certain foreign currency exposures and interest rate swaps to hedge certain variable interest rate exposures. Derivatives are used exclusively for hedging purposes and not as trading / speculative instruments.

The Company's risk management is carried out by a Treasury department under policies approved by the Board of directors. Company's treasury identifies, evaluates and hedges financial risks in close co-operation with the Company's operating units. The board provides written principles for overall risk management, as well as policies covering specific areas, such as foreign exchange risk, interest rate risk, use of derivative financial instruments and non-derivative financial instruments, and investment of excess liquidity.

(a) Market risk

Market risk is the risk that the fair value of future cash flows of a financial instrument will fluctuate because of changes in market prices. Market risk comprises three types of risk: interest rate risk, currency risk and other price risk, such as equity price risk and commodity risk. Financial instruments affected by market risk include borrowings, deposits, Investments, trade and other receivables, trade and other payables and derivative financial instruments.

Within the various methodologies to analyse and manage risk, Company has implemented a system based on "sensitivity analysis" on symmetric basis. This tool enables the risk managers to identify the risk position of the entities. Sensitivity analysis provides an approximate quantification of the exposure in the event that certain specified parameters were to be met under a specific set of assumptions. The risk estimates provided here assume:

- a parallel shift of 50-basis points of the interest rate yield curves in all currencies.
- a simultaneous, parallel foreign exchange rates shift in which the INR appreciates / depreciates against all currencies by 2%.
- 10% increase / decrease in equity prices of all investments traded in an active market, which are classified as financial asset measured at FVOCI.

The potential economic impact, due to these assumptions, is based on the occurrence of adverse / inverse market conditions and reflects estimated changes resulting from the sensitivity analysis. Actual results that are included in the Statement of profit & loss may differ materially from these estimates due to actual developments in the global financial markets.

The analyses exclude the impact of movements in market variables on: the carrying values of gratuity, pension and other post-retirement obligations and provisions.

The following assumption has been made in calculating the sensitivity analyses:

- The sensitivity of the relevant statement of profit or loss item is the effect of the assumed changes in respective market risks. This is based on the financial assets and financial liabilities held at respective period/year end including the effect of hedge accounting.

Interest rate risk

Interest rate risk arises from the sensitivity of financial assets and liabilities to changes in market rates of interest. The Company has not hedged its interest rate risk.

As at March 31, 2025, Nil of the Company's Borrowings are at fixed rate of interest (March 31, 2024: Nil)

Interest rate sensitivity

The following table demonstrates the sensitivity to a reasonably possible change in interest rates on that portion of loans and borrowings affected, after the impact of hedge accounting. With all other variables held constant, the Company's profit before tax is affected through the impact on floating rate borrowings, as follows:

Rs. in Lacs	
Particulars	Effect on profit before tax
March 31, 2025	
Increase in 50 basis points	(2.28)
Decrease in 50 basis points	2.28
March 31, 2024	
Increase in 50 basis points	(3.83)
Decrease in 50 basis points	3.83



Arvind OG Nonwovens Private Limited
Notes to the Financial Statements

Exclusion from this analysis are as follows:

- Fixed rate financial instruments measured at cost : Since a change in interest rate would not change the carrying amount of this category of instruments, there is no net income impact and they are excluded from this analysis.
- The effect of interest rate changes on future cash flows is excluded from this analysis.

Foreign currency risk

Foreign currency risk is the risk that the fair value or future cash flows of an exposure will fluctuate because of changes in foreign exchange rates. The Company transacts business in local currency and in foreign currency, primarily in USD. The Company has foreign currency trade payables and receivables etc. and is, therefore, exposed to foreign exchange risk.

Foreign currency sensitivity

The following tables demonstrate the sensitivity to a reasonably possible change in USD ,EUR, JPY and SGD rates to the functional currency of respective entity, with all other variables held constant. The Company's exposure to foreign currency changes for all other currencies is not material. The impact on the Company's profit before tax is due to changes in the fair value of monetary assets and liabilities. The impact on the Company's pre-tax equity is due to changes in the fair value of foreign currency monetary items designated as cash flow hedge.

Particulars	Rs. in Lacs					
	Change in USD rate	Effect on profit before tax	Change in EUR rate	Effect on profit before tax	Change in JPY rate	Effect on profit before tax
March 31, 2025	+2%	(1.71)	+2%	6.87	+2%	(0.19)
	-2%	1.71	-2%	(6.87)	-2%	0.19
March 31, 2024	+2%	2.60	+2%	6.61	+2%	-
	-2%	-2.60	-2%	(6.61)	-2%	-

Although the financial instruments have not been designated in a hedge relationship, they act as an economic hedge and will offset the underlying transactions when they occur.

(b) Credit risk

Credit risk is the risk that a counterparty will not meet its obligations under a financial instrument or customer contract, leading to a financial loss. The Company is exposed to credit risk from its operating activities (primarily trade receivables) and from its financing activities, including deposits with banks, foreign exchange transactions and other financial instruments.

Trade receivables

Customer credit risk is managed by each business unit subject to the Company's established policy, procedures and control relating to customer credit risk management. Trade receivables are non-interest bearing and are generally on 0 to 180 days credit term. Credit limits are established for all customers based on internal rating criteria. Outstanding customer receivables are regularly monitored and any shipments to major customers are generally covered by letters of credit. The Company has no concentration of credit risk as the customer base is widely distributed both economically and geographically.

An impairment analysis is performed at each reporting date on an individual basis for major clients. In addition, a large number of minor receivables are Companyed into homogenous Companies and assessed for impairment collectively. The calculation is based on actual incurred historical data. The maximum exposure to credit risk at the reporting date is the carrying value of each class of financial assets disclosed in Note 7a. The Company does not hold collateral as security. The Company evaluates the concentration of risk with respect to trade receivables as low, as its customers are located in several jurisdictions and industries and operate in largely independent markets.

Financial instruments and cash deposits

Credit risk from balances with banks and financial institutions is managed by the Company's treasury department in accordance with the Company's policy. Investments of surplus funds are made only with approved counterparties who meets the minimum threshold requirements under the counterparty risk assessment process. The Company monitors the ratings, credit spreads and financial strength of its counterparties. Based on its on-going assessment of counterparty risk, the Company adjusts its exposure to various counterparties. The Company's maximum exposure to credit risk for the components of the Balance sheet as is the carrying amount as disclosed in Note 34.



Arvind OG Nonwovens Private Limited
Notes to the Financial Statements

(c) Liquidity risk

Liquidity risk is the risk that the Company may not be able to meet its present and future cash and collateral obligations without incurring unacceptable losses. The Company's objective is to, at all times maintain optimum levels of liquidity to meet its cash and collateral requirements. The Company closely monitors its liquidity position and deploys a robust cash management system. It maintains adequate sources of financing including bilateral loans, debt and overdraft from both domestic and international banks at an optimised cost. It also enjoys strong access to domestic capital markets across equity.

The table below summarises the maturity profile of the Company's financial liabilities based on contractual undiscounted payments:

Particulars	Rs. in Lacs				
	Less than 1 year	1 year to 3 years	3 years to 5 years	After 5 years	Total
As at March 31, 2025					
Interest bearing borrowings*	491.26	-	-	-	491.26
Trade payables	1,691.20	-	-	-	1,691.20
Other financial liabilities	91.87	-	-	-	91.87
	2,274.33	-	-	-	2,274.33
As at March 31, 2024					
Interest bearing borrowings*	374.25	492.21	-	-	866.46
Trade payables	976.95	-	-	-	976.95
Other financial liabilities	89.72	-	-	-	89.72
	1,440.92	492.21	-	-	1,933.13

* Includes contractual interest payment based on interest rate prevailing at the end of the reporting period over the tenor of the borrowings.

Current maturity of long-term borrowings is included in interest bearing borrowing part in above note.

Note 37 : Capital management

For the purpose of the Company's capital management, capital includes issued equity capital and all other equity reserves attributable to the equity holders of the Company. The primary objective of the Company's capital management is to ensure that it maintains an efficient capital structure and healthy capital ratios in order to support its business and maximise shareholder value.

The Company manages its capital structure and makes adjustments to it in light of changes in economic conditions or its business requirements. To maintain or adjust the capital structure, the Company may adjust the dividend payment to shareholders, return capital to shareholders or issue new shares. The Company monitors capital using a gearing ratio, which is net debt divided by total capital plus net debt. The Company includes within net debt, interest bearing loans and borrowings less cash and short-term deposits (including other bank balance).

Particulars	Rs. in Lacs	
	As at March 31, 2025	As at March 31, 2024
Interest-bearing loans and borrowings (Note 13)	455.03	766.61
Less: Cash and Cash equivalent (including other bank balance)	(667.83)	(80.49)
Net debt	(212.80)	686.12
Equity share capital (Note 11)	349.40	349.40
Other equity (Note 12)	4,603.55	4,107.35
Total capital	4,952.95	4,456.75
Capital and net debt	4,740.15	5,142.87
Gearing ratio	(4.49%)	13.34%

In order to achieve this overall objective, the Company's capital management, amongst other things, aims to ensure that it meets financial covenants attached to the interest-bearing loans and borrowings that define capital structure requirements. Breaches in meeting the financial covenants would permit the bank to immediately call loans and borrowings. There have been no breaches in the financial covenants of any interest-bearing loans and borrowing in the current period.

No changes were made in the objectives, policies or processes for managing capital during the years March 31, 2025 and March 31, 2024.



Arvind OG Nonwovens Private Limited
Notes to the Financial Statements

Note 38 : Corporate Social Responsibility (CSR) Activities

a. The Company is required to spend Rs. 11.52 Lacs (Previous Year Rs. 7.24 Lacs) on CSR activities.

b. Amount spent during the year on:

Particulars	Rs. in Lacs	
	Year Ended March 31,2025	Year Ended March 31,2024
a) Gross amount required to be spent by the Company during the year	11.52	7.24
b) Amount spend during the year (in cash)		
i) Construction/ acquisition of any asset	-	-
(ii) Contribution to various Trusts / NGOs / Societies /Agencies and utilization thereon	12.00	7.00
(iii) Expenditure on Administrative Overheads for CSR	-	-
c) Amount unspent during the year	-	0.24
d) Total of previous years shortfall	-	-
e) Reasons for shortfall		
f) Details of related party transactions		
Name	Arvind Foundation	Arvind Foundation
Relationship	Fellow Subsidiary	Fellow Subsidiary
Amount	12.00	7.00
g) Movement of CSR Provision		
Balance as per last financial statements	0.24	-
Add: Provision made during the year	11.52	7.24
(Less): Utilised during the year	(12.00)	(7.00)
Balance at the end of the year	(0.24)	0.24



Arvind OG Nonwovens Private Limited
Notes to the Financial Statements

Note 39 : Ratio Analysis

Sl No	Particulars	Numerator	Denominator	Year ended		% Variance	Reason for Variance in excess of 25%
				March 31, 2025	March 31, 2024		
1	Current Ratio (In times)	Current Assets	Current Liabilities	1.37	2.10	-34.88%	Due to Increase in Trade Payable and Advance from Customer
2	Debt-Equity Ratio (In times)	Total Debt	Total Equity	0.09	0.17	-46.59%	Due to Repayment of Loan
3	Debt Service Coverage Ratio (In times)	Earnings before Interest, Tax, Depreciation and amortisation	Debt Service	1.74	2.51	-30.67%	Due to reduction in Earnings
4	Return on Equity Ratio (%)	Net Profit after Tax	Total Equity	10.56%	12.06%	-12.41%	NA
5	Inventory turnover Ratio (In times)	Cost of Goods Sold	Average Inventories	7.91	5.05	56.63%	Due to increase in Sale
6	Trade Receivables turnover Ratio (In times)	Revenue from Operations	Average Trade Receivables	10.47	11.73	-10.76%	NA
7	Trade Payables turnover Ratio (In times)	Purchase of Goods	Average Trade Payables	6.25	4.43	41.21%	Due to Increase in Production and Trade Payable
8	Net capital turnover Ratio (In times)	Revenue from Operations	Working Capital	10.19	6.11	66.74%	Due to increase in Sale
9	Net profit Ratio (%)	Net Profit after Tax	Revenue from Operations	4.51%	5.27%	-14.33%	NA
10	Return on Capital employed (%)	Profit before Interest, Exceptional Items and Tax	Total Capital Employed	13.29%	15.67%	-15.20%	NA
11	Return on investment (%)			Not Applicable			



Arvind OG Nonwovens Private Limited
Notes to the Financial Statements

Note 40 : Code on Social Security, 2020

The Code on Social Security, 2020 ("Code") relating to employee benefits during employment and post-employment benefits received Indian Parliament approval and Presidential assent in September 2020. The Code has been published in the Gazette of India. However, the date on which the code will come into effect has not been notified. The Company will assess the impact of the Code when it comes into effect and will record any related impact in the period the code becomes effective.

Note 41 : New Accounting Pronouncements to be adopted on or after March 31, 2025

There are no standards or interpretations which are notified but not yet effective and that would be expected to have a material impact on the Company in the current or future reporting periods.

Note 42 : Other Notes

a. During the year ended March 31, 2025 and March 31, 2024, the Company has not advanced or loaned or invested funds (either borrowed funds or share premium or kind of funds) to any other person(s) or entity(ies), including foreign entities (Intermediaries) with the understanding (whether recorded in writing or otherwise) that the Intermediary shall:

- i) directly or indirectly lend or invest in other persons or entities identified in any manner whatsoever by or on behalf of the Company (Ultimate Beneficiaries) or
- ii) provide any guarantee, security or the like to or on behalf of the ultimate beneficiaries.

Further, during the year ended March 31, 2025 and March 31, 2024, the Company has not received any fund from any person(s) or entity(ies), including foreign entities (Funding Party) with the understanding (whether recorded in writing or otherwise) that the Company shall:

- i) directly or indirectly lend or invest in other persons or entities identified in any manner whatsoever by or on behalf of the Funding Party (Ultimate Beneficiaries) or
- ii) provide any guarantee, security, or the like on behalf of the ultimate beneficiaries.

b. The Company has not invested or traded in Crypto Currency or Virtual Currency during the year ended March 31, 2025 (Previous year: Nil).

c. No proceedings have been initiated on or are pending against the Company for holding benami property under the Prohibition of Benami Property Transactions Act, 1988 (as amended in 2016) (formerly the Benami Transactions (Prohibition) Act, 1988 (45 of 1988)) and Rules made thereunder during the year ended March 31, 2025 (Previous year: Nil).

d. The Company has not been declared Wilful Defaulter by any bank or financial institution or government or any government authority during the year ended March 31, 2025 (Previous year: Nil).

e. The Company has not surrendered or disclosed as income any transactions not recorded in the books of accounts in the course of tax assessments under the Income Tax Act, 1961 (such as, search or survey or any other relevant provisions of the Income Tax Act, 1961) during the year ended March 31, 2025 (Previous year: Nil).

f. The Company does not have any transactions with the companies struck off under section 248 of the Companies Act, 2013 or section 560 of the Companies Act, 1956 during the year ended March 31, 2025 (Previous year: Nil).

g. The Company has complied with the number of layers prescribed under clause (87) of section 2 of the Act read with the Companies (Restriction on number of Layers) Rules, 2017.

Note 43 : Events occurring after the reporting period

The Company evaluates events and transactions that occur subsequent to the balance sheet date but prior to the approval of financial statements to determine the necessity for recognition and/or reporting of subsequent events and transactions in the financial statements. As of May 8, 2025, there were no subsequent events and transactions to be recognized or reported that are not already disclosed.

Note 44 : Regrouped, Recast, Reclassified

Material regroupings: Appropriate adjustments have been made in the statements of assets and liabilities, statement of profit and loss and cash flows, wherever required, by a reclassification of the corresponding items of income, expenses, assets, liabilities and cash flows in order to bring them in line with the groupings as per the audited financials of the Company as at March 31, 2025.

