



# TRANSFORMATION through INNOVATION



# Table of Contents

01

01 - 13	Theme Introduction	01
<b>CORPORATE OVERVIEW</b>	Chairman’s Message	04
	Key Highlights for FY24	08
	About the Report	10
	About the Company	11

02

16 - 75	External Operating Environment	16
<b>STRATEGIC OVERVIEW</b>	Risks & Opportunities	18
	Value Creation Model	22
	Financial Capital	27
	Manufactured Capital	32
	Intellectual Capital	36
	Natural Capital	42
	Human Capital	52
	Social & Relationship Capital	64
	Governance	73
	Corporate Information	75

03

76 - 184	Notice	76
<b>STATUTORY REPORTS</b>	Directors' Report	88
	Corporate Governance Report	112
	Management Discussion & Analysis	140
	Business Responsibility and Sustainability Report	147

04


186 - 364	Standalone Financial Statements	186
<b>FINANCIAL STATEMENTS</b>	Consolidated Financial Statements	272

Locations & Sites for the Year 2023-24	365
--	-----









Scan the code above to read the report online on your hand-held device

Icons that will navigate you better through the report



Our Capitals

-  Financial Capital
-  Manufactured Capital
-  Intellectual Capital
-  Natural Capital
-  Human Capital
-  Social and Relationship Capital

Transformation is necessary and symbolises impactful change, and such change can only be driven through pioneering vision and action-oriented initiatives. Arvind's journey of transformation is not just a narrative but is a work in progress, marked by innovations designed to usher a meaningful change into the Company and advance the cause of all its stakeholders.

Our endeavour to constantly innovate through the years has nurtured our ability to adapt with agility to the evolving industry and business ecosystem. They have enabled us to deliver sustained and long-term value to our customers, partners, employees, local communities, shareholders and the society at large. They have empowered us to walk together in a progressive trajectory, playing a pivotal role in its socio-economic development.

At Arvind, we continue to help in the journey of evolution of fashion through the range of exciting new blends and resultant properties that we launch

year-on-year. Our groundbreaking innovations across product categories help us weave sustainability into every thread of our offerings, from wovens to knits and garments.

Our quest for innovative excellence inspires us to drive technology-led transformation to make our systems and processes more robust, enabling a seamless transition into a more contemporary, dynamic, aspirational and sustainable organisation.

# 01

---

01 - 13

## **CORPORATE OVERVIEW**

Chairman's Message	04
Key Highlights for FY24	08
About the Report	10
About the Company	11





## Chairman's Message

Dear Shareholders and Partners,

As we are passing through the centenary decade of Arvind, the new mantra for our growth is to charter a transformational journey through continuous innovation.



Our evolution over the decades places us in the unique position of being among a handful of companies globally to have the distinction of a strong century-old heritage, which provides a strong foundation to take new strides into an uncertain and ever so unpredictable future.

In line with its continued innovation thrust, Arvind Limited stands at the cusp of an innovation-led transformational journey into the future. Having successfully emerged from one of the worst crises faced by mankind back in 2022, we forged a solid recovery during FY23. In FY24, we embarked on a new path of enhanced growth and value creation, moving forward on a clearly formulated roadmap for the next five years. What I see ahead is an era of limitless possibilities that awaits Arvind as a business, and as a Group.

**IN FY24, WE EMBARKED ON A NEW PATH OF ENHANCED GROWTH AND VALUE CREATION, MOVING FORWARD ON A CLEARLY FORMULATED ROADMAP FOR THE NEXT FIVE YEARS.**

## NEW OPPORTUNITIES, NEW AMBITIONS, NEW PARTNERSHIPS

As part of India's economy, which is currently the fastest-growing in the world, Arvind is in the midst of a massive opportunity matrix, promising exceptional growth for the future. The Indian government's efforts towards making the country a manufacturing hub in key sectors, as an imperative to boost its growth engines, has further opened new vistas of expansion and progress for the Company. The strategic impetus given by the government to the manufacturing industry, through schemes such as 'Make in India' and 'Atmanirbhar Bharat', will give us the lever needed to power ahead on the path to long-term growth. Indigenisation of critical sectors, along with various incentive schemes like PLI and others, will further catalyse exceptional opportunity to keep our order book ringing for a long time.

We believe that sunrise opportunities in sectors like Defence, Aerospace, Nuclear, Semiconductor, Green Energy and particularly Green Hydrogen, in which precision manufacturing and application of specialty composite material are a key component, will lead the way for our brighter future. Opportunities in these sectors will play to our core strengths, including our robust business model, unique product profile and selling propositions, covering both the upstream and downstream of our key customer segments.

These strengths, coupled with our strong partnerships, will continue to steer our progression through the years, inspiring and empowering us to scale new milestones of success. I believe this will require an integrated alignment with India's aspiration to become a USD 5 Tn economy. Such alignment will, in turn, necessitate decisive choices to steer our organic and inorganic growth, and will be propelled by the key components of our partnership model, namely Tenacity, Transparency and Trust, along with a collaborative approach to growth. It will also compel the nurturance of a future-ready workforce, equipped to surge ahead on an ambitious journey into future.

**IN THE BACKDROP OF THE VARIOUS NEW-AGE OPPORTUNITIES, OUR AMBITIOUS TRANSFORMATIVE STRATEGY HAS EMERGED AS A KEY PIVOT OF ARVIND'S SUSTAINED GROWTH AND PERFORMANCE EXCELLENCE. FY24 WITNESSED A MAJOR AMPLIFICATION OF OUR TRANSFORMATIONAL EFFORTS.**

## FULFILLING STAKEHOLDER EXPECTATIONS – RISE OF A NEW BEACON [AMD]

In the backdrop of the various new-age opportunities, our ambitious transformative strategy has emerged as a key pivot of Arvind's sustained growth and performance excellence. FY24 witnessed a major amplification of our transformational efforts. The Advanced Materials division bore testimony to our focus on driving innovation and scale in virgin horizons to push the Company's growth. The division has shown tremendous progress both in terms of operational and financial performance in the past decade, when it forged an independent path within Arvind Limited. This is no mean achievement.

However, as an organisation that believes in not just delivering to stakeholder expectations but in actually exceeding them, we have now set a higher benchmark of performance for ourselves in this division. The internal restructuring we undertook during FY24 to consolidate all business units reported under the Advanced Materials segment to one umbrella structure, was aligned to this focus. The move is aimed at helping us address growth imperatives in the segment, and take advantage of new opportunities, which will not only be capital-efficient but will ensure transparent reporting of progress.



**OUR GROUND-BREAKING PARTNERSHIP WITH GAP INC. IS AIMED AT TRANSFORMING WATER MANAGEMENT PRACTICES WITHIN THE APPAREL MANUFACTURING SECTOR, WITH THE NEW GLOBAL WATER INNOVATION CENTRE FOR ACTION (GWICA) A CORNERSTONE OF OUR EFFORTS. GWICA WILL HELP CONFRONT THE PRESSING WATER CHALLENGES FACED BY THE GLOBAL TEXTILE AND APPAREL INDUSTRY, OPENING NEW VISTAS FOR SUSTAINABLE DEVELOPMENT.**

This ability to seize emerging opportunities has yielded us great benefits in the past too. Our foray into the Human Protection garments business as an extension of the Fabrics division in 2008 stands out as a key example. Human Protection has now grown into a ~₹ 800 crores business for us, competing with the top five players in this segment in the world. We believe that the consolidation of Advanced Materials will lead to synergistic benefits to our Human Protection business, which will benefit from the former's large and diverse fibre to fabric base with deep processing abilities.

#### **ADOPTING A PARTNERSHIP APPROACH**

Arvind's partnership philosophy is a key enabler steering our ability to maximise the growth opportunities and enhance stakeholder value. Our partnership approach is driven by the key tenets of Tenacity, Transparency and Trust.

The last couple of years have witnessed a strengthening of our collaborative strength, which is manifest in the various partnerships we have forged to drive sustainable, long-term growth. We have entered a Joint Venture with PurFi Global LLC, a textile circularity technology company specialising in rejuvenating textile waste into virgin quality products, to reduce the amount of textile waste going to landfills, thus promoting textile circularity.

Our ground-breaking partnership with Gap Inc. is aimed at transforming water management practices within the apparel manufacturing sector, with the new Global Water Innovation Centre for Action (GWICA) a cornerstone of our efforts. GWICA will help confront the pressing water challenges faced by the global textile and apparel industry, opening new vistas for sustainable development.

More recently, in February 2024, the H&M Group decided to test Deven Supercriticals' new technology SUPRAUNO® at Arvind Ltd., one of their long-standing partner's factories. This disruptive technology uses Supercritical CO<sub>2</sub> instead of water and reduces chemicals needed to dye fabrics, and the prototype has shown promising results in energy, water and chemical use reduction. We are proud to partner with the H&M group on this vital innovation, aimed at enabling significant sustainability benefits for the industry.

An important outcome of the above said partnerships in areas of mutual interest and commitments is that it transforms our partners into 'close partners' in the areas of commercial interest. This enables stickier counterparties for long-term growth of both the partners.

#### **CREATING NEW OPPORTUNITIES FOR THE FUTURE**

As we move towards the next phase of our growth trajectory, we do so with the confidence that our strategies will unleash new opportunities for Arvind. Our plans for the future include diversification of our product portfolio, addition of new capacities, exploring new geographies, and seeking out new customer segments for organic growth. At the same time, we are also looking forward to grow inorganically, which will add new dimensions to our business and accelerate our growth journey, while being prudent on capital allocation.

While we have our growth mantra carved out for us, what we have to be careful about is remaining vigilant on our key success factors, like quality of our products, on-time delivery, meeting commercial commitments with our customers and vendor partners, and above all, taking care of our employees, while remaining profitable and creating value for all our stakeholders.

Let me share with you my understanding of what our value creating journey should entail in the coming days. One, our focus should always be on a customer-centric and innovation-driven model. Two, we should stringently maintain our cost leadership and quality proposition while we march towards higher targets.

Three, we should ensure that we operate a mean and lean structure, which allows us to reform, perform and transform to adapt to a dynamic world. Four, we should invest in the future twin engine of capacity and capability building.

Finally, at Arvind, we are fully cognisant of the potential impact of our operations on ecosystems and environment. Our commitment to environmental stewardship is guided by a proactive approach to not only minimise these impacts but also to achieve a balance through targeted interventions to leave a better planet for future generations.

### SHARPENING OUR SUSTAINABILITY FOCUS

Environmental responsibility is, in fact, embedded in every sphere of our endeavours and actions. FY24 witnessed a significant scale-up in our sustainability credentials. We commissioned our first biomass-based boiler at the denim plant at Naroda to enable fossil fuel-free operations at the facility and increased decarbonisation for the Company.

The establishment of a Global Water Innovation Centre for Action (GWICA) in partnership with Gap Inc., one of our main customers, marked another landmark moment in our sustainable growth journey. We have also initiated measures to enhance our renewable energy usage from the current 43% to around 90% in the near future, and given the high levels of profitability of renewables, this will yield higher return on capital employed for the Company while eliminating the carbon footprint and strengthening our sustainability credentials.

### TRANSFORMING FOR TOMORROW

While there are several companies in the same and similar domain, it gives me immense pleasure to state that Arvind has been able to carve a niche out for itself, based on a rich legacy of a century and the promise of a bright future for next one. The key, therefore, is to maintain our unique position and proposition with an ambitious goal of growth, with focus on value creation for key stakeholders.

I am very happy to inform you that the Arvind Group, of which you all are an integral part, has recently become a USD 3 billion Group. At the heart of this

portfolio of progress is a journey of evolution over the years, and I am sure this is just the beginning of an even more successful odyssey. Moving forward, despite our limitations, let us all be guided by the prospect of enhanced growth, which we shall steer through our collective efforts and mutual trust. To quote Henry Ford, "If everyone is moving forward together, then success takes care of itself". Let us be guided by this mantra as we embrace new opportunities in our quest to create a better tomorrow.

Thank you, and good luck and God Speed for a bright future ahead.

With warm regards,



**Sanjay Lalbhai**





## Key Highlights for FY24

### FINANCIAL

#### Revenue

₹ 7,738 Cr.

-8% YoY

14% Advanced Materials revenue growth



#### Net Debt

₹ 1,250 Cr.

Debt reduction of ₹ 77 Cr. compared to March 2023



#### EBITDA (excluding other income)

₹ 845 Cr.

10.9% margin



#### CSR Spend

₹ 5.57 Cr.

#### PAT

₹ 334 Cr.

#### Ratings (CARE)

AA-



## NON-FINANCIAL



Consolidated all our business units reported under the Advanced Materials segment to one umbrella structure, with effect from April 1, 2024.



Commissioned our first agro fuel boiler that will help replace fossil fuels and help the rapid decarbonisation on which we have embarked.



Established a Global Water Innovation Centre for Action (GWICA) in partnership with Gap Inc., exploring opportunities for industry collaborations to drive water conservation.



## About the Report

This is our third Integrated Annual Report (IAR), reinforcing our commitment to enhancing stakeholder value. Our stakeholder value creation journey is propelled by our sustained investments in our key focus areas across the six capitals. This IAR aims to develop a shared understanding amongst our stakeholders about these capitals, namely financial, manufactured, intellectual, human, social & relationship, and natural. It elaborates the role of these capitals in creating value and driving Arvind's goal. A detailed overview of Arvind's activities and business operations for the period April 1, 2023 - March 31, 2024 has been provided in the IAR. It also details our performance, strategy and efforts to attain sustainability during the year.

The International Integrated Reporting Council's Framework has been adopted to create our narrative of value creation, taking the key financial and non-financial aspects into consideration. This report is also aligned with the GRI Standards guidelines, nine principles of Ministry of the Corporate Affairs' NGRBC (National Guidelines on Responsible Business Conduct) on social, environmental and economic responsibilities of business, and framework on BRSR (Business Responsibility & Sustainability Reporting) by the Securities and Exchange Board of India (SEBI).

### REPORT BOUNDARY

The financial reporting in the IAR pertains to Arvind's consolidated operations, whereas the non-financial reporting accounts for 98% of the standalone turnover.



## About the Company

A leading Indian textile to retail conglomerate, Arvind is a powerhouse of innovation-driven, sustainability-led growth. Focussed on textiles, apparels, advanced materials, environmental solutions, telecom and omni-channel commerce, the Company is an integrated solutions provider in textiles. Our strong fibre to fashion capabilities, structured to deliver to the evolving needs of a global customer base, makes us a design hub engaged in implementing innovative concepts and generating extraordinary intellectual property.

Our growth trajectory is powered by our transformative strategies, and steered by our strong customer-centric focus. Having emerged as an end-to-end supply chain partner to leading global fashion brands, Arvind continues to inspire future transformations to deliver long-term and sustainable growth and value creation for all its stakeholders.

*Headquartered in Ahmedabad, Gujarat, Arvind offers best-in-class quality, driven by technological excellence and state-of-the-art manufacturing facilities. It is ranked amongst the top suppliers of fabric globally. The Company straddles the entire value chain of textiles and apparel, from cotton cultivation, fabric and garment manufacturing to retail. The Company has also now become the bellweather for the Technical Textiles industry as a leader in the segment.*





# FASHIONING DESIRES, WEAVING POSSIBILITIES

# 24,599

Total permanent workforce  
as on March 31, 2024

*We manufacture and sell more than 50+ MN mtrs of denim, 200+ MN mtrs of woven fabrics, 74+ MN pieces of garments annually, and produce 12,000+ MT of knits per year.*

By weaving the aspirations of our customers into the threads of our innovative products, we fashion new desires that will shape the future of the textile and apparel industry. Our pioneering designs bespeak quality benchmarked to international standards, while our sustainability thrust resonates with the desires of the new-age customers, who seek environment-friendly fashion solutions. Our exceptional business scale enables us to deliver innovative solutions designed to exceed customer expectations, unleashing endless possibilities driven by limitless opportunities.

- We are a leading player in denim, and one of the largest and fast-growing knit fabric manufacturers in India.
- We are also one of the largest fire protection fabric producers in India, underscoring our sharp focus on safety and our ability to address the needs of specialised markets and industries.
- We are India's 1st denim manufacturer and a groundbreaker in advanced materials. We are also pioneers in the areas of wovens and knits, voiles, and garmenting, amongst others.

## Our Vision

To be the largest integrated textile, apparel & advance material player in India with a leadership position in several global markets.

## Our Brand Philosophy

We believe in the power of possibilities to deliver growth, with it all depending on how you fashion the opportunities into actionable goals.

Guided by this philosophy, we have, since 1931, been fashioning pioneering solutions to positively touch the lives of people. This philosophy also motivates us to strive for a better future – for our people, customers, partners, investors and the world at large.

Led by our faith in the infinite potential of our employees, we continue to invest in people development, empowerment and motivation. We have in place programmes to nurture the future leadership pipeline and keep our employees incentivised through a well-structured reward and recognition programme.

# 02

---

16 - 75

## **STRATEGIC OVERVIEW**

External Operating Environment	16
Risks & Opportunities	18
Value Creation Model	22
Financial Capital	27
Manufactured Capital	32
Intellectual Capital	36
Natural Capital	42
Human Capital	52
Social & Relationship Capital	64
Governance	73
Corporate Information	75







## External Operating Environment



The Indian textile industry is at an exciting cusp, having retained its strong growth potential despite the subdued demand that has persisted since 2022. Sustained global inflation and lingering possibilities of a recession continued to impact global demand during FY24. Textile & Apparel manufacturers as well as retailers struggled through the year with supply chain and pricing pressures. The Indian textiles market is projected to be worth more than USD 209 billion by 2029.

## INDUSTRY'S FLUCTUATING FORTUNES

FY24 was a year of fluctuating fortunes for the industry globally, commencing on a challenging note as the tightening interest rate led to a tapered demand. High inventory levels, triggered by preponement in purchases in the initial quarters, added to the pressure on the apparel counters in the summer and fall of 2023. The year also saw price realisations coming down sharply following the softening of input raw materials like cotton, energy and logistics prices also had a lot of wobbly quarters. While the lag effect gave a one-time positive boost to margins around mid-year, price deflation masked the underlying volume growth, especially in the case of Advance Material Division (AMD).

In the Indian markets, textile exports shrank during first half the year on account of the adverse economic conditions in major destinations like EU, US and West Asia. However, Q3 onwards, there was a marked revival in consumer demand and wholesale purchases, and inventories were finally cleared. The year closed on a positive note for the industry.

## STIMULANTS FOR INDIAN INDUSTRY

Riding on the revival of consumer sentiment and market conditions, the Indian industry is additionally gaining traction from the favourable government policies and announcements. Government initiatives, such as the National Technical Textiles Mission (NTTM), 100% FDI in the sector, SAMARTH - Scheme for Capacity Building in the Textile Sector etc., augur well for the sustained development of the textile industry. Textile companies in the country will also be benefited by the extension of the scheme for Rebate of State and Central Taxes and Levies (RoSCTL) till March 31, 2026, for the export of apparel, garments and made-ups with the same rates.

Another factor that will drive growth for the Indian manufacturers is the 'China plus one' diversification policy, with India emerging as an attractive destination for global retailers seeking an alternative supply base. Fast-paced growth of the retail sector and e-commerce will further contribute to industry growth.

Overall, government investments, coupled with growth in domestic demand on account of the rising disposable incomes and the growing popularity of 'fast fashion' products, promises a thrilling future for the Indian textiles and apparel industry. These factors will give an impetus to the industry despite the persistent slowdown in demand in certain key markets. The intense competition in the global market, especially from the textile and garment industries in Bangladesh and China, may also prove a dampener for the industry, but strong players and fully integrated ones like Arvind, with a fullstack solutions, will continue to stay ahead of the curve. Our sharp sustainability focus will further ensure that the Company remains on track with its growth and expansion plans.



## Managing Climate Risks & Opportunities Effectively for Sustainable Growth

In the ever-changing industry landscape, uncertainties and risks are inherent elements of business operations. They inspire future preparedness while concurrently catalysing new opportunities. Recognising and effectively managing various risks through a robust risk management strategy is a priority at Arvind. We continuously innovate and prepare ourselves to tackle the risks, seeking opportunity in every uncertainty to create more value for our stakeholders.

Proactive identification, assessment and management of risks is vital for maintaining our competitive edge and growing sustainably. We have established a strong Enterprise Risk Management (ERM) framework to mitigate the diverse risks faced by the Company and drive sustainable growth. Cognisant of the growing global concern over climate-related risks, we have, in recent years, successfully integrated the management of these risks into our existing ERM framework. This is in line with the recommendation of the Task Force on Climate-Related Financial Disclosures (TCFD), and based on the principles of Interconnectedness, Temporal Orientation, Proportionality and Consistency.

## CLIMATE-RELATED RISKS – AN OVERVIEW

A change in climatic conditions poses substantial risks for businesses worldwide. The rising global temperatures and the increasing unpredictability in weather patterns have triggered myriad challenges for organisations across diverse industries and geographies. Such challenges have the potential to adversely impact their operations, profitability and sustainability.

### Climate change can negatively impact



### Climate-related Risks for Arvind

Climate-related risks can be classified into short, long or medium term with respect to their time horizons. They can either activate new risks for the business or aggravate traditional risks. At Arvind, we have identified and segregated the potential climate-related risks into two categories: physical and transitional risks, as recommended by TCFD.

#### Physical Risks

These risks arise from climate changes that may impact the economy.

- **Acute** - Higher occurrence of extreme weather events like drought, flood, heat wave, heavy precipitation, etc.
- **Chronic** - Changing precipitation patterns and types (rain, hail, snow / ice)

#### Transitional Risks

These are risks associated with transitioning to a low-carbon economy.

- **Current and Emerging Regulations** - Enhanced emission reporting obligation, Carbon tax, Phasing out of coal, Regulation of existing products and services leading to higher compliance cost.
- **Legal** - Exposure to litigation for sustainability claims.
- **Technology** - Unsuccessful investment in new technologies, Cost of transitioning to lower emissions technology, and early retirement of existing assets.
- **Market** - Increased cost of sustainable raw materials, Changing customer behaviour, Shift in demand and supply of sustainable raw materials.
- **Reputation** - Stigmatisation of sector, Increased stakeholder concern.

### Climate-related Opportunities for Arvind

At Arvind, we constantly seek opportunities in adversities. This approach motivates us to utilise risks and uncertainties as prospects to innovate, improve our efficiencies, and become more sustainable.

#### Some of the potential opportunities identified by Arvind include:

- **Improved Resource Efficiency** - Use of more efficient production and distribution processes, recycling, reduced water usage and consumption.
- **Responsible Energy Sourcing** - Use of lower emission sources of energy, Use of new technologies, Participation in carbon market, Shift towards decentralised energy generation.
- **Sustainable Products and Services** - Development of new products and services through R&D and innovation, Development and/or expansion of goods and services with lower emission, better competitive position to reflect shifting consumer preferences.
- **Market Expansion** - Access to new markets.
- **Building Resilience** - Resource substitution / diversification, Participation in renewable energy programmes, and adoption of energy efficiency measures.





### BEING FUNDAMENTALLY RIGHT

We believe it is important to pursue a ‘Fundamentally Right’ approach towards mitigating climate-related risks and leveraging its prospective opportunities. This is a holistic approach, influenced by factors such as the risk impact and time horizon. It facilitates us in planning and implementing robust solutions to effectively manage climate change. Based on this approach, we have adapted our climate change solutions across the material areas of Fibre, Water, Energy, Chemicals, People and Money.

### ROBUST ESG GOVERNANCE FRAMEWORK

A Board-level Environmental, Social and Governance (ESG) Committee is responsible for setting up Arvind’s ESG visions and ambitions. The process involves careful consideration of our ESG risks and opportunities, which are also taken into account in evaluating and defining our strategy.

### TIME-SENSITIVE STRATEGIC RESPONSE

Diverse climate-related risks may unfold over different time horizons. While certain risks may progress over considerably longer periods, others may intensify within mid-shorter time frames. At Arvind, we have defined specific timeframes for the different climate risks we face, further segregating them by the sectors and geographies we operate in.

#### Type of risk

●	●	●
<b>Short-term risks</b>	<b>Medium-term risks</b>	<b>Long-term risks</b>
1-2 years	3-5 years	5-15 years

Many physical risks, such as increased intensity and frequency of extreme weather events like storms, floods etc., are already materialising. We anticipate many other risks to evolve in the near future. Understanding the time-sensitivity of the various types risks is crucial for understanding the potential impact of these risks and effectively putting in processes to create resilience in the organisation to manage these risks.



## POTENTIAL IMPACT OF CLIMATE RISKS & OPPORTUNITIES

Our relationship with climate change is reciprocal. We have an impact on climate change, much like climate change has an impact on our operating environment. The potential impact of climate change on our businesses presents a spectrum of risks and opportunities for us to navigate, some of which are listed below:

### Risks

- Reduced revenue from decreased production capacity, e.g. supply chain disruptions.
- Reduced revenue and higher costs from impacts on operations and supply chain.
- Increased capital expenditures and costs to adopt and deploy new practices/processes.
- Increased direct costs due to changing input prices e.g. energy, water, sustainable raw material, etc., and output requirements e.g. wastewater, waste etc.
- Increased operating cost, e.g. caused by higher compliance cost.

### Opportunities

- Reduced operating costs (through efficiency gains and cost reductions).
- Reduced exposure to future fossil fuel price increases.
- Reduced exposure to GHG emissions, and therefore less sensitivity to changes in the cost of carbon.
- Increased capital availability (as more investors are favouring lower emission producers or ESG compliant companies).
- Increased revenue through demand for lower emission products and services.
- Better competitive position to reflect shifting consumer preferences, resulting in increased revenues through access to new and emerging markets.
- Increased reliability of supply chain, and ability to operate under various conditions.

## COMBATING RISKS THROUGH RESILIENCE

The growing threat of climate-related risks has made us conscious of the need to build on our resilient core to future-proof our operations against such vulnerabilities. Sustainable technology is an important engine to enhance business resilience, and we have made early investments in the same at the back of our thorough understanding of the potential physical and transitional risks, coupled with our Fundamentally Right approach. In fact, our first Zero Liquid Discharge plant was established in 1997 (then the largest in Asia) with the objective to reduce freshwater consumption and foster water stewardship.

Some of the future climate-related risks that may pose a threat to Arvind include:

- Water scarcity
- Phasing out of coal due to emerging global regulation
- Increased cost of sustainable raw materials
- Changes in precipitation pattern
- Increase in frequency of extreme weather events

We have taken several important initiatives to combat such future climate states:

- Water recycling and no dependence on freshwater for manufacturing to tackle water scarcity
- Increased use of biomass and moving towards biomass-fired boilers to decrease emissions and reduce coal dependence
- Promotion of sustainable farming practices with small and medium holder farmers to increase reliability of our sustainable raw material supply chain

We have in place well-defined climate-change metrics and specific targets against each metric. We are also continuously tracking and monitoring performance. These measures ensure strict adherence to our climate change management goals. They also help strengthen our resilience towards projected future climate scenarios.



## VALUE CREATION MODEL

# Positive Transformation Driving Growth Across Capitals

Successful organisations are recognised by their ability to deliver long-term growth and inclusive stakeholder value. Such organisations consistently pursue agile strategies, centred around maximising opportunities and mitigating risks. Driven by strong futuristic ambitions, they work holistically towards balanced resource allocation to propel growth across the business capitals, and ensure value creation for all the stakeholders.

At Arvind, we are on the path of a robust transformational strategy, aligned to the evolving external business landscape and transforming consumer needs. We follow a structured and calibrated approach towards responding to the changing industry contours.

This strategy enabled us to scale value across our six capitals by effectively negotiating the challenges that impacted the industry and business during the year. It also helped us move with agility to harness the emerging opportunities across our business segments, in the backdrop of the demand revival witnessed towards the latter half of the year.

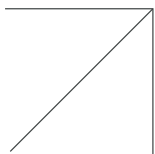
Our decision to consolidate all the business units under the Advanced Materials segment into a new legal entity - Arvind Advanced Materials Limited, marked a significant milestone in our transformation journey in FY24. It was aimed at positioning the Company in the sweet spot between its strong legacy and emerging opportunity.

## SEIZING FUTURE GROWTH OPPORTUNITIES

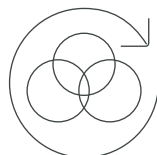
The Arvind transformational strategy is driven as much by its focus on embracing the possibilities of tomorrow as it is on leveraging the opportunities of today. Led by our ambition to deliver futuristic lifestyle solutions to customers, we shall strive to seize the emerging opportunities through targeted investments in the areas of maximum growth in the next two years.

The thrust of our strategy will be on driving greater innovation, backed by technological and digital initiatives and investments in the development of robust R&D infrastructure. We believe these investments will equip us to deliver to the aspirational needs of the customers while making Arvind a future-ready organisation, designed to deliver accretive value to its stakeholders.


## KEY TENETS OF OUR VALUE CREATION STRATEGY




Continue to scale-up and solidify our core business on 4 large engines of growth: Textile verticalisation, innovation, advanced materials and sustainability



Continue to grow our asset-light business model



Continue to work on new product lines so they gain market traction and volumes



Continue to expand product portfolio through investment in advanced materials, to generate robust double-digit growth in top-line while maintaining the margin model

## Our investments in FY25 will be focussed on

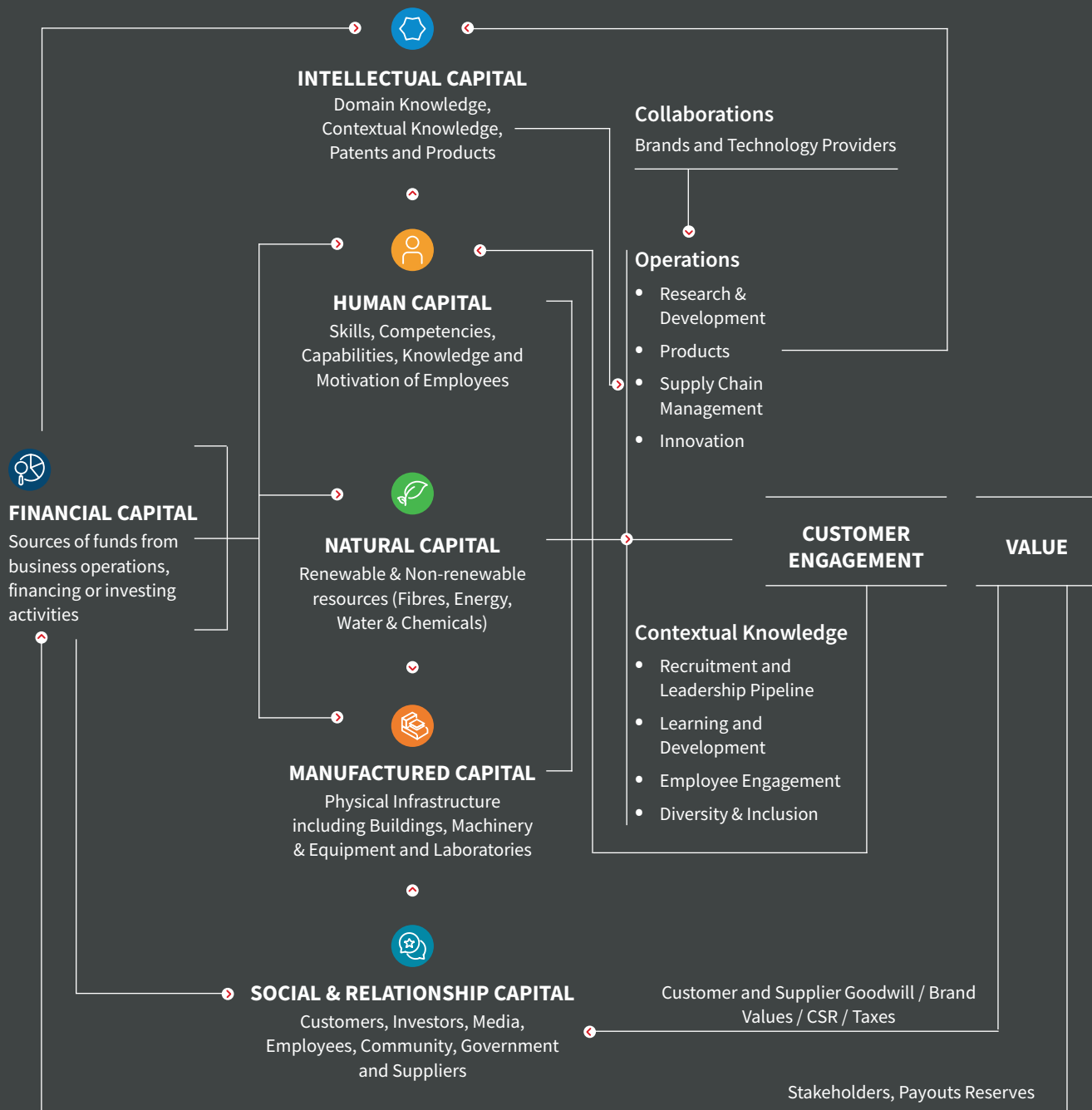
- A new investment plan for the next three years has been put in motion till FY27, of which a total investment of ₹ 400-450 crores is planned through FY25
- Adding capacity in AMD and Garmenting
- Modernising the Fabric base to remain relevant and stay differentiated from the market
- Focus on transitioning to more sustainable sources of energy

## SAFE HARBOUR STATEMENT



Certain statements with regard to our future growth prospects are forward-looking statements, which involve a number of risks and uncertainties that could cause actual results to differ materially from those in such forward-looking statements.



# Integrated Business Model





INPUT	OUTPUT	OUTCOME
 <b>FINANCIAL CAPITAL</b>	Equity share capital – ₹ 261.63 Cr. Debt position - Net debt – ₹ 1,250 Cr. Net revenue – ₹ 7,738 Cr. EBITDA – ₹ 845 Cr. PAT – ₹ 334 Cr.	<ul style="list-style-type: none"> <li>• Robust balance sheet with a AA- CARE Rating</li> <li>• Judicious financial management to reduce debt and working capital requirement</li> <li>• Distribution of financial wealth to our growing stakeholder network</li> <li>• Final dividend of ₹ 4.75 per equity share, which includes a special dividend of ₹ 1 per equity share for face value of ₹ 10 for the financial year ended March 31, 2024</li> </ul>
 <b>MANUFACTURED CAPITAL</b>	Manufacturing facilities – 12 R&D facilities – 5 Material cost – ₹ 3,476 Cr.	<ul style="list-style-type: none"> <li>• 48 million metres denim, 122 million metres wovens and 32 million pieces garments manufactured</li> <li>• Composites volumes jumped sharply driven by large global project orders</li> <li>• Healthy growth in Defence business for Human Protection</li> </ul>
 <b>INTELLECTUAL CAPITAL</b>	No. of patents granted – 16 No. of patents under review – 2 No. of industrial designs registered – 3	<ul style="list-style-type: none"> <li>• Industry 4.0 adoption by integrating IoT and blockchain technologies</li> <li>• Partner of choice for customers seeking innovation and project execution support</li> </ul>
 <b>HUMAN CAPITAL</b>	Permanent workforce (nos.) – 24,599 No. of fresh graduates hired – 82 Employee benefit expense – ₹ 964 Cr. Training hours – 5,66,321 Average amount spent per FTE on training and development – ₹ 196 Average hours per FTE of training and development – 23 Percentage of open positions filled by internal candidates (internal hires) – 0% Complaints on child / Involuntary labour (nos.) – 0 Complaints on discriminatory employment – 0 Complaints on sexual harassment at workplace – 0	<ul style="list-style-type: none"> <li>• Robust team with diverse set of skills and domain experts in finance, R&amp;D, design, product development, sales &amp; marketing, patents &amp; trademarks, sustainability, waste water and solid waste, technical textiles, CSR and IT</li> <li>• Enabling safe workplace with minimal work-related mishaps</li> <li>• Ensuring a safe and prosperous women-friendly organisation</li> </ul>
 <b>NATURAL CAPITAL</b>	Contribution of sustainable cotton – 87% Total energy consumption – 9,771 TJ Share of renewable energy – 43% Total water recycled – 7,597 Megalitre Reduction in Treated Waste Water Discharge – 86% Partnerships with customers for driving ESG efforts – 2 Acres of sustainable cotton cultivation supported – 4,00,000+ No. of farmers engaged for sustainable cotton cultivation – 95,000+	<ul style="list-style-type: none"> <li>• Sustained progress in environmental stewardship journey</li> <li>• Commissioned our first biomass-based boiler at the denim plant at Naroda; boiler will reduce emission by approx. 50,000 tCO<sub>2</sub> a year and will enable the plant to operate coal-free, steering Arvind's decarbonisation journey</li> <li>• Established Global Water Innovation Centre for Action (GWICA) in partnership with one of our main customers, and currently exploring opportunities for industry collaborations to drive water stewardship</li> <li>• Striving to enhance renewable energy usage from the current 43% to around 90% in the near future</li> <li>• Reduced dependence on virgin materials by using recycled materials</li> <li>• Capacity building services/engagement with farmers to adopt sustainable cultivation practices</li> <li>• In the process to set SBTi targets in 2024</li> </ul>
 <b>SOCIAL &amp; RELATIONSHIP CAPITAL</b>	CSR spend during reporting period – ₹ 5.57 Cr. Total no. of direct beneficiaries – 32,489 Total no. of indirect beneficiaries – 1,62,444 Taxes paid – ₹ 129.31 Cr. Premium paid to farmers for organic and regenerative cotton over market price – 10%	<ul style="list-style-type: none"> <li>• Enhanced transparency and customer satisfaction</li> <li>• Long-term relationships and repeat business with customers and suppliers</li> <li>• Robust trust-based community relationship</li> <li>• Strong reputation in business community and associations</li> <li>• Presence on national and international forums for sustainable business practices</li> </ul>



# OUR BUSINESS CAPITALS

Financial Capital	27
Manufactured Capital	32
Intellectual Capital	36
Natural Capital	42
Human Capital	52
Social & Relationship Capital	64



## FINANCIAL CAPITAL

# Transforming Progressively for Sustained Growth & Value Creation

Sustained growth and value creation is an imperative for the success of any business. It requires focussed investments in the areas of maximum growth. It is powered by a transformational strategy that is crafted to ensure value-accretive progress, encompassing not just the element of profitability but also sustainability.

The innovation-driven transformational journey on which we, at Arvind, are moving progressively is aimed at ensuring inclusive growth, backed by enhanced value creation for all stakeholder groups. We follow a collaborative approach, with focus on partnering our customers, employees, supply chain partners, the government as well as the communities in the neighbourhood of our operations. We make sustained investments in our financial capital to strengthen it year on year. We ensure prudence in the management of our equity and debt structure to ensure greater profitability, and at the same time, take due care to reinvest a part of our profits back into the business to propel future growth.

---

*We believe in sharing our profits with our shareholders, as seen in our dividend policy. For FY24, the Board of Directors recommended a final dividend of ₹ 4.75/- per equity share, which includes a special dividend of ₹ 1 per equity share for face value of ₹ 10/- subject to approval of shareholders in the ensuing Annual General Meeting.*



## FINANCIAL CAPITAL

### BUILDING ON OUR FINANCIAL STRENGTHS

Our strategic efforts are aligned to our focus on boosting stakeholder prosperity and ensuring equitable distribution of profits/value. This is enabled by:

- Pursuit of profit with integrity, inclusivity and innovation.
- Ability and flexibility to deploy financial capital for upgrading equipment, expanding capacities, setting up R&D centres, procuring and hiring locally, nurturing talent and fuelling growth.

We take strong steps to continuously augment our financial strengths. Arvind's financial strengths are manifest in:

#### Strong Balance Sheet with AA- Rating

Arvind's healthy AA- (CARE) rating and balance sheet, with an EBITDA of ₹ 845 crores in FY24, symbolise its financial robustness.

#### Experienced, Professional Management

The Company's transformation actions are effectively steered by its professional and experienced management team. This empowers us to identify opportunities with agility and mitigate challenges effectively. It also enables us to harness resources prudently.

#### Optimal Capital Structure

Our efforts are oriented towards maintaining an optimal mix of equity and debt financing, enabling us to keep the cost of capital to the minimum and enhance our market value. We monitor capital using a gearing ratio.

#### Long-Standing Relationships

Our robust, long-standing relationships with our suppliers and dealers are a strong pillar of our financial growth. These relationships equip us to innovate and more mature new products, generating ~10% EBITDA with a good degree of predictability.

#### Judicious Cash Flow Management

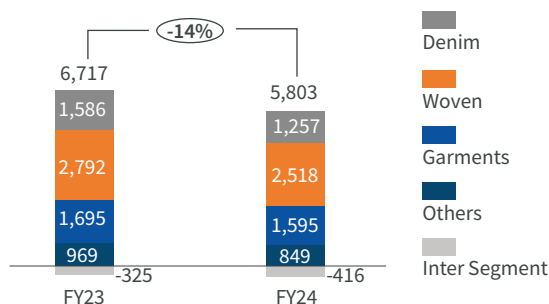
We follow a judicious approach to cash flow management, with focus on reducing our borrowing through tighter financial and operating discipline, fixed cost reduction, and limiting the capital expenditure to necessary minimum. We further reduced our overall borrowing in FY24.

As on March 31, 2024, our total borrowings stood at ₹ 1,325 crores, 6% lower than at the end of FY24. This was the fourth consecutive year of reduction in our total borrowings.

### FINANCIAL PERFORMANCE

The challenging external environment notwithstanding, Arvind Limited delivered a healthy overall performance during FY24. Prudent management of operational and capital expenditures helped the Company reduce its net debt by ₹ 79 crores to ₹ 1,250 crores, as of March 31, 2024. Long-term debt reduced by ₹ 253 crores. over this period.

#### Textile revenue (₹ Crores)



#### Garment Manufacturing

Garment volumes started increasing in Q4, with a healthy order book assuring continuing momentum in the first two quarters of FY25.

#### Textiles

With the integration of Textiles businesses completed, there were visible improvements in operational efficiency. Textile margin has improved by 200 basis points on a year-on-year basis on account of softening of input cost, efficiency gains in garmenting, and better product and customer mix. In the case of Denims, though full-year performance was impacted by both volumes and pricing, an improvement in volume in Q4 with steady realisation, offers promising prospects for the coming quarters. For Wovens, the volume remain steady for the year, while lower raw material costs drove down price realisation. Volume for Garments remained flat for the year, with revenue growth impacted by change in customer and product mix.

#### Advanced Materials Division (AMD)

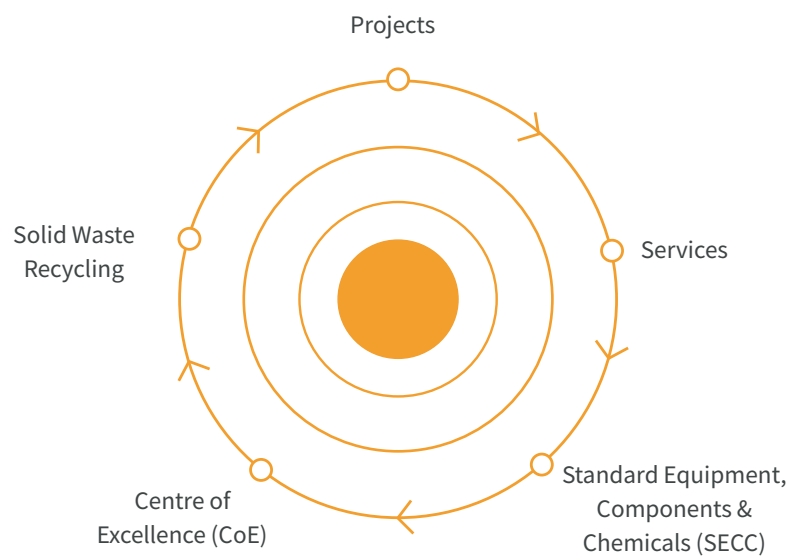
The business delivered all-round improvement in volume, revenue, margins and returns. Capacity expansions went live and new segments (Defence business) opened engines for future growth. Human Protection revenues were driven by higher wallet shares in key accounts and increased traction in the Middle East. Given the strong tailwinds for the business, we have announced the transfer of AMD division to Arvind Advanced Materials Limited (AAML) and consolidate all the sub-segments under a one umbrella structure, which will be a 100% subsidiary of Arvind Limited, which is expected to unleash greater growth in this segment.

## Other Businesses

### Arvind Envisol

Our water treatment business, Arvind Envisol is committed to solving the water woes by the best possible means, using state-of-the-art technologies and customer-centric approach.

During FY24, Arvind Envisol continued its strategic growth in global wastewater and solid waste recycling, showcasing significant achievements and developmental milestones. As a key player in the industry, we offer comprehensive solutions spanning projects, services and components across the following five divisions:



Addressing complex challenges in water and solid waste management with cutting-edge innovations, our SECC division leads in manufacturing industrial products crucial for these sectors. Our diverse portfolio includes nine brands, namely:

**KAIGO**  
FRP & POLYMER COMPONENTS

**segma**  
SOLID-LIQUID SEPARATION

**cirflo**  
PIPE | FITTINGS | VALVES

**Qurem**  
Membranes & Filters

**konsiq**  
INSTRUMENTATION

**Orroto**  
ROTATING EQUIPMENT

**Verlec**  
ELECTRICAL

**Qemistro**  
CHEMICALS

**Listra**  
MECHANICAL PARTS AND TOOLS

In a notable accomplishment during the year, Envisol secured a 5-year contract with Murugampalyam and Arulpuram Common Effluent Treatment Plants (CETP) in Tirupur to operate and maintain textile effluent treatment plants, utilising advanced biological treatment and Zero Liquid Discharge (ZLD) technology.

With one manufacturing unit in Chhatral (near Ahmedabad) and another currently under construction, SECC ensures specialised and reliable components for industrial use.

Arvind Envisol remains committed to transforming global water and solid waste management practices.



## ECONOMIC VALUE GENERATED AND DISTRIBUTED

During FY24, we generated (income) ₹ 7,737.35 crores in economic value driven by our robust financial capital and positive performance and we distributed ₹ 6,861 crores in value to our various stakeholders during the year.

All figures in ₹ Crores

Economic Value Generated (A)	7,737.75
Operating Costs	3,475.78
Other Expenses	2,127.88
Employee Benefits & Wages	963.57
Payment to Providers of Capital	159.30
Payments to Government (India)	129.31
Community Investments	5.57
Economic Value Distributed (B)	6,861.41
Economic Value Retained (A-B)	876.34

## Debt Position

All figures in ₹ Crores

Borrowings	March 31, 2023	March 31, 2024
Long-Term Borrowings	378	263
Short-Term Borrowings	751	926
Long-Term Liability maturing in one year	274	136
	1,403	1,325

## Ratings (CARE)

AA-

## FINANCIAL HIGHLIGHTS

**PAT** ₹334 Cr. **REVENUE** ₹7,738 Cr.

**EBITDA** ₹845 Cr.





## MANUFACTURED CAPITAL

# Scaling up Innovatively & Sustainably

Sustained innovation stands as the bedrock for businesses to achieve consistent growth while concurrently reducing their carbon footprint. As organisations scale up to the next level of expansion and growth, sustainability takes the centrestage, with enhanced focus on building more environment-friendly capacities and capabilities through pioneering initiatives.

At Arvind, we leverage the power of innovation to drive sustainable growth. Our robust systems and processes are designed to strengthen the organisational capabilities and capacities, while minimising the impact of our business on the environment. Sustainability guides all our decisions related to our manufacturing capital, which comprises the various material goods and infrastructure owned, leased or controlled by the Company, along with the equipment and technologies that are part of such infrastructure.

The installation of Zero Liquid Discharge (ZLD), biomass-fired boilers, solar-wind hybrid are some examples that showcases our strong focus on sustainability in manufacturing operations.

### STRENGTHENING OUR MANUFACTURING CAPABILITIES

We are among the early adopters of technology and automation to boost our manufacturing capabilities. It has been our continuous endeavour to embrace the latest technological advancements to enhance our operational efficiencies and strengthen the supply chain of our business. Besides facilitating better resource utilisation, this also leads to process improvements and creation of better quality and more sustainable products, in line with the evolving market and consumer demands. The catalytic effect on enhancing customer satisfaction levels and loyalty are also notable, as a strengthened supply chain helps in achieving faster speed-to-market and timely delivery for our products.

### Key Manufacturing Strengths

Our manufacturing capabilities are strengthened by:



People  
efficiencies



Process  
efficiencies





## PEOPLE EFFICIENCIES

We make continuous investments in nurturing our people efficiencies in an environment of inclusive growth and development. Our initiatives are aimed at fostering passion, commitment and hard work amongst our employees, resulting in greater productivity.

### People efficiency initiatives

- End-to-end ownership, from design to delivery of products.
- Implementation of 5S (lean principles) for an efficient, safe and clean working environment.
- Conducting workforce training and skill enhancement programmes on problem-solving tools, such as Root Cause Analysis.
- Building a cross-functional team for better operational and cost efficiencies.
- Centralised teams for seamless planning, quality assurance & control, and finance, and quick implementation of decisions.
- Building a trained workforce to handle intricate products while maintaining their performance characteristics.

## PROCESS EFFICIENCIES

Process efficiencies are built at Arvind through impactful initiatives focussed on integration of processes, equipment upgradation, stringent compliances, among others.

### Process efficiency initiatives

- Efficient vertical integration - from yarn to finished goods.
- Process implementation of a large variety of patented products.
- High-end machines with flexibility to handle both multiple and complex products.
- Ability to handle complex order mix, with shorter production cycle time.
- Stringent and regular compliance management of all processes.
- Effective processes have been put in place for constant monitoring of key material inputs - Fibre, Water, Energy, Chemicals, People and Money.

### BUILDING A ROBUST SUPPLY CHAIN

Our robust supply chain framework enables uninterrupted and responsible procurement of products, aligned with our key sustainability metrics. It also helps in efficient management of our supply chain partners.

### DEPLOYING BEST-IN-CLASS TECHNOLOGY

We continue to steer our Industry 4.0 roadmap through deployment of advanced technologies and tools. Precision technologies like FTIR spectrometers and HPLC systems are aiding responsible procurement of chemicals, in compliance with MRSL and RSL requirements. This is helping us establish a vigilant control on our operations and mitigate the risks associated with restricted substances in the value chain.






## ARVIND'S TECHNOLOGICAL STRENGTHS INCLUDE

- **Advanced Analytics** – Dashboards are used for planning, decision-making and business reporting.
- **Internet of Things (IoT)** – Deployment of IoT in textile processing operations like finishing, dyeing, sizing and warping is facilitating precise assessment of the downtime and reason, enabling corrective measures to improve productivity.
- **Connectivity, Data, Computation Power** – Implementation of Blockchain ensures transparency and traceability.
- **Human-Machine Interface (HMI)** – Automation of processes is helping enhance efficiencies, especially in the areas of chemical dosing, sewing line, operations, monitoring, and control of washing machine and dryer.
- **Enterprise Resource Planning** – Through SAP implementation, we have successfully centralised and unified data from different business departments. This has helped accelerate the flow of information, and the real-time information enables quicker decision-making to enhance productivity and efficiency.

## KEY DEVELOPMENTS IN FY24

- In partnership with PurFi, we will locate the first in a series of planned fibre rejuvenation facilities near one of our manufacturing facilities in India. This facility will process textile wastes – white cotton, coloured cotton, denim and synthetics – into virgin-like fibres for reuse from two lines, where each line will have a 5,500-tonne capacity per year. The capacities are planned to be expanded over the next five years. The technology joint venture will reduce the amount of textile waste going to landfills.
- The new Global Water Innovation Centre for Action (GWICA), set up in partnership with Gap Inc., deploys cutting-edge technology to serve as an innovation hub for apparel companies, manufacturing suppliers and vendors, sustainability experts, academics, and other environmental stakeholders. It will help us all advance and scale water stewardship across the apparel sector.
- Our new partnership with H&M Group has paved the way for the testing of Deven Supercriticals' new technology SUPRAUNO® at Arvind Ltd. This disruptive technology uses Supercritical CO<sub>2</sub> instead of water and other chemicals to dye fabrics. The prototype has shown promising results in energy, water and chemical use reduction.







## INTELLECTUAL CAPITAL

# Creating Value through Innovation, Knowledge & Expertise

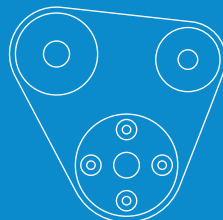
Innovation is the engine that drives future readiness in organisations. It empowers them to seize tomorrow's opportunities and translate them into realisable goals. It equips them to stay ahead of the curve by building a powerhouse of knowledge and expertise.

For Arvind, innovation prowess has always been the key differentiator. It distinguishes us as an organisation capable of harnessing emerging opportunities to create futuristic products and carve a niche in the marketplace. Our growing portfolio of innovative products enables us to keep pace with the ever-evolving aspirations and demands of our clients, driving long-term sustainability and value creation. Our innovation excellence is manifested in the global patents and awards received by many of our products. Coupled with our strategic investments, they are continuously augmenting the strength of our intellectual capital.

### TYPES OF INNOVATIONS

Our innovations can be broadly categorised as technology-driven innovation and non-technology driven innovations.

#### Technology-driven



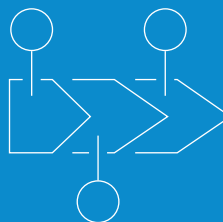
Indigo denim

Advanced materials used in various industries

Clothing and process innovations such as waterless dyeing and Cationic treatment

Wastewater treatment

#### Non-technology driven

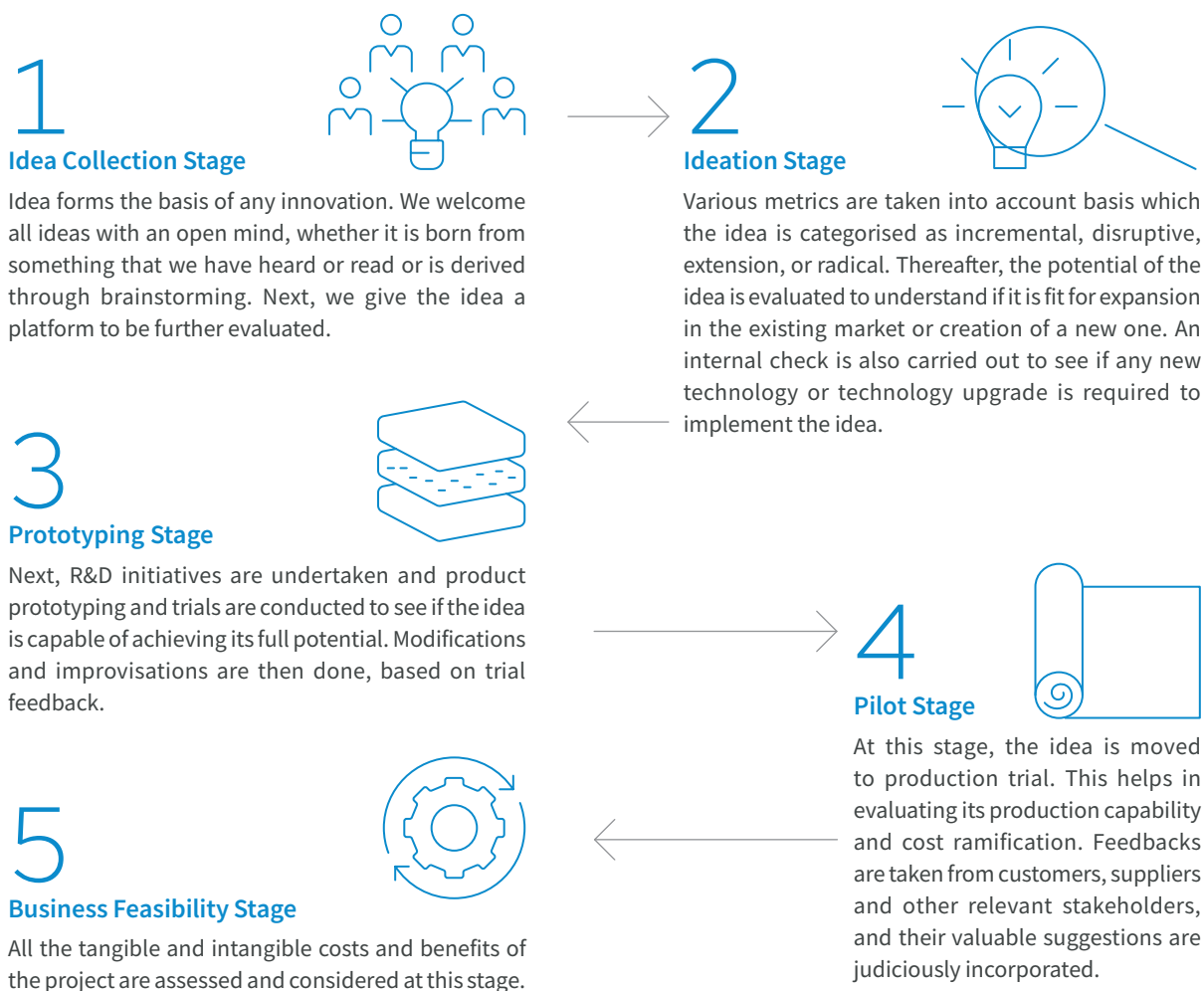


Disruptive innovations

Designed to transform our service delivery, marketing, business model or organisational structure

## INTEGRATED INNOVATION PROCESS

At Arvind, we follow an integrated innovation process, spanning the entire product innovation chain – from the birth of an idea to its evaluation, prototyping, production and finally feasibility assessment. We have also developed an oversight mechanism, encompassing internal reviews, reviews by the leadership team and the respective business teams. The mechanism is flexible and can be adapted to suit the diverse needs of relevant business.



**ROBUST INNOVATION INFRASTRUCTURE**

To drive our innovative process, we have developed robust innovation infrastructure, rooted in research and powered by a combination of the intellectual, human and manufactured capitals.

**Our 4 Research & Development (R&D) centres are:**

- World-class facilities, located in Naroda, Santej, Khatraj and Pune.
- Recognised and approved by the Department of Scientific and Industrial Research, Ministry of Science and Technology, Government of India.
- Furnished with the latest equipment, such as Washing Lab of Denim and Micro Spinning Plant for faster development, among others.
- Helping us create futuristic products to maintain a competitive edge.

**SKILLED PERMANENT WORKFORCE**

24,599






## OUR INFRASTRUCTURE NETWORK



4 state-of-the-art R&D facilities



Advanced technological labs and equipment



High-end systems and processes



Skilled human resources



Strong collaborations

*The Arvind digital library is more than a tool to improve the Company's process efficiencies. It is a repository of resources crafted to provide an extraordinary experience to our customers and partners.*

## PARTNERING TO INNOVATE



In partnership with Gap Inc., the Global Water Innovation Centre for Action (GWICA) stands as an open-source platform dedicated to advancing and scaling innovations in water stewardship, with a holistic emphasis on climate resilience, biodiversity conservation, ocean health, women's empowerment, and community wellbeing.

GWICA will highlight water stewardship efforts that impact the natural world. It will spur action across the industry to help improve water health and resilience across ecosystems and communities affected by apparel manufacturing. A unique feature of GWICA is our focus on upstream watershed management. This approach addresses issues within the textile value chain, extending all the way to the farm level. By managing watersheds upstream, we can tackle water-related challenges more effectively, ensuring sustainable water use and conservation throughout the entire supply chain.



## LEVERAGING INNOVATION TO DRIVE CUSTOMER DELIGHT

The ever-changing business landscape presents many exciting new possibilities. At Arvind, we identify ones that are relevant to us and leverage our innovative strengths to bring them to fruition. We deliver customer delight through our pioneering new products with impeccable on time delivery performance, as well as enhancements in the existing offerings. We harness innovation to bolster our manufacturing systems and management processes, ensuring that our products meet global benchmarks in quality and excellence while being competitive in-terms of cost.

### KEY INNOVATIONS

#### Management Processes FY24

During the year gone past, the Company has taken initiatives and continued with the ongoing critical innovation introduced in the past few years.

- We have initiated digitisation of end-to-end process in our garmenting units to enable real-time data reading of the production process. This will enable the management to take timely necessary actions.
- We have reoriented and aligned the process in our Human Protection garmenting division through Industrial engineering. This has been enabled with a time and motion study aimed at achieving process optimisation.
- Several cost-saving innovations, including optimisation of logistics cost and reducing lead time in procurement, were introduced during the year. These were aimed at cutting down on the inventory carrying cost.
- A comprehensive study was undertaken to add and augment our renewable power procurement. The move will ensure optimal costs with respect to renewable power procurement. At the same time, it will help bolster our green credentials.
- It is our constant endeavour to keep our product portfolio fresh and current. To this end, we constantly strive to bring new physics and chemistry to the play. Our efforts in that direction during the year helped us bag a prestigious order from a reputed counterpart like the Indian Navy due to our innovation in getting the perfect white for their celebratory wear, which is a unique offering.



## Manufacturing Operations FY24

### 1. Tough Camo print technique on pigment print

In normal pigment print, the colour starts fading after repeat washing. In the work wear business, such as defence uniforms, the garments are made with PC/CVC or any synthetic blend, in which we cannot do just vat or reactive printing. In such a case, we have to depend only on pigment printing, which, however, causes fading after repeated HL. To overcome this issue, we have introduced the Tough Camo technique, which is durable and ensures minimal colour fading after repeat washing.

### 2. Magic 3D print through digital print technique - Most advanced sustainable application

This involves breaking of dimensional barriers through print techniques which reduce cost and time of embroidery. This is, effectively, a threadless embroidery through printing technique. This is the most advanced printing technique which reduces time and cost, and enables utility saving etc., and there is also no barrier of design in such printing.

### 3. Micro climate control cellulosic fibre

The existing technique at Arvind to control the micro climate involved the use of the encapsulated finishing chemical technique. The technique is not wash durable and also not very effective since its heat storing capacity is very low. With the new fibre (Cell Solution Clima), all these problems have been overcome. The heat storing capacity is also significantly higher, with lifetime cooling effect.

### 4. Indian Navy durable white, which sustains up to 80 washes

We have recently developed the Poly/Tencel stay white fabric for the Navy, with moisture management and antimicrobial finish. With this, the uniform's whiteness remains the same even after 80 washes.

### 5. Developed plant-based antimicrobial finish with Noble Botanical chemical, a sustainable solution which is durable up to 50 HL

Our existing AM finish is either silver-based or zinc-based. The new chemical we have developed, however, is fully plant based. It can comply with AATCC-100 and its antimicrobial activity can sustain up to 50 HL.

### 6. Bio-based pretreatment trial with Scutzen

In this project, we have used bio-based and biodegradable auxiliaries and chemicals, along with biodegradable dyes and finishing chemicals. This has helped in not only conserving utilities like steam, water and electricity but has also reduced the ETP pollution load by minimising COD & BOD of the waste process water.

### 7. Sustainable dyeing technique with binder-free pigment dyeing, through Pigmentura technique in continuous dyeing machine

This technique can be used for cotton and cotton rich blends, which are dyeable in one-step process. It is also suitable for recycled material, thus enabling sustainable contribution to circular economy. It is a simple process flow compared to vat or reactive dyeing. It involves pad drying and cure, with no washing off required, thus eliminating the need for water and leading to water and energy saving.

### 8. Introduced world's strongest fibre 'Dyneema' in workwear business, where high strength and abrasion required

Dyneema is the world's strongest fibre, with a breaking strength of approximately 16 times that of steel and double that of carbon fibre. It has very high abrasion resistance and cut resistance. We have made workwear FR products blended with Dyneema.

## INNOVATING AN OPTIMAL DYEING PROCESS

Development of a single-bath yarn dyeing process for cotton/PET blends marks a major milestone in Arvind's sustainable development journey and amplifies our efforts to continually optimise the dyeing process. The process eliminates the need for two separate dyeing baths by using novel dyes which can be applied to both cotton and polyester fibres at once. Aligned with our ESG goals, the innovation reduces water consumption, energy usage, and wastewater production within our facilities.

In addition to this achievement, we are proud to introduce our latest addition: a state-of-the-art waterless dyeing process using supercritical CO<sub>2</sub> technology. This cutting-edge method involves the use of supercritical CO<sub>2</sub> as a solvent for dyes, which eliminates the need for water in the dyeing process. The benefits of this technology are manifold, including a dramatic reduction in water usage, lower energy consumption, and minimal wastewater generation. The supercritical CO<sub>2</sub> dyeing process also allows for a closed-loop system where CO<sub>2</sub> is recaptured and reused, further enhancing sustainability and efficiency.

Together, these advancements underscore our commitment to continual optimisation of the dyeing process and reinforce our dedication to sustainable practices across our operations.

## OUR NICHE MARKETING ASSETS

Driven by innovation, we have developed a unique set of products and experiences that lend a distinctive edge to our intellectual capital. These include:

- Fabric finishes that are exclusive and difficult to replicate on account of the technology being utilised A diverse portfolio of patented products adept at meeting the myriad demands of a large customer base





## NATURAL CAPITAL

# Towards a More Sustainable Future

Our planet's future is inexorably woven into the threads of our actions. A single broken or loose thread can irrevocably damage the prospects of a liveable future for humanity. Thus being Fundamentally Right is our key mantra!

Arvind's sustainability efforts are oriented towards securing every thread on which the hopes of a better future rest. Our ESG focus is aligned with our 'Fundamentally Right' approach, which underlines our commitment to utilising natural resources judiciously today to create a sustainable ecosystem for tomorrow. By enhancing our natural capital, we are not just safeguarding the future viability of our operations and the communities we serve but also ensuring long-term value for our stakeholders.

### Key Highlights

Collaboration with 95,000+ farmers is helping us to grow sustainable cotton in 4,00,000+ acres, the key raw material for our business.

100% recycled water for textile production, thus conserving precious freshwater.

Strategic investments in renewable energy are enabling us to expand capacity, leading to proactive decarbonisation across our business operations.

Partnering with advanced recycling technology companies is enhancing our commitment to circular fashion.

**OUR  
SUSTAINABLE  
GROWTH  
COMMITMENTS**

*Arvind Ltd attained 96 percentile in the S&P Global Corporate Sustainability Assessment (CSA), with 97 percentile in the Governance and Economic Dimension, 96 percentile in Environmental Dimension and 95 percentile in Social Dimension. This is a testimony of our long-standing commitment towards environmental sustainability and our continuous endeavour to be a socially responsible corporate citizen.*

## CIRCULAR FASHION COMMITMENT

**We are committed to:**

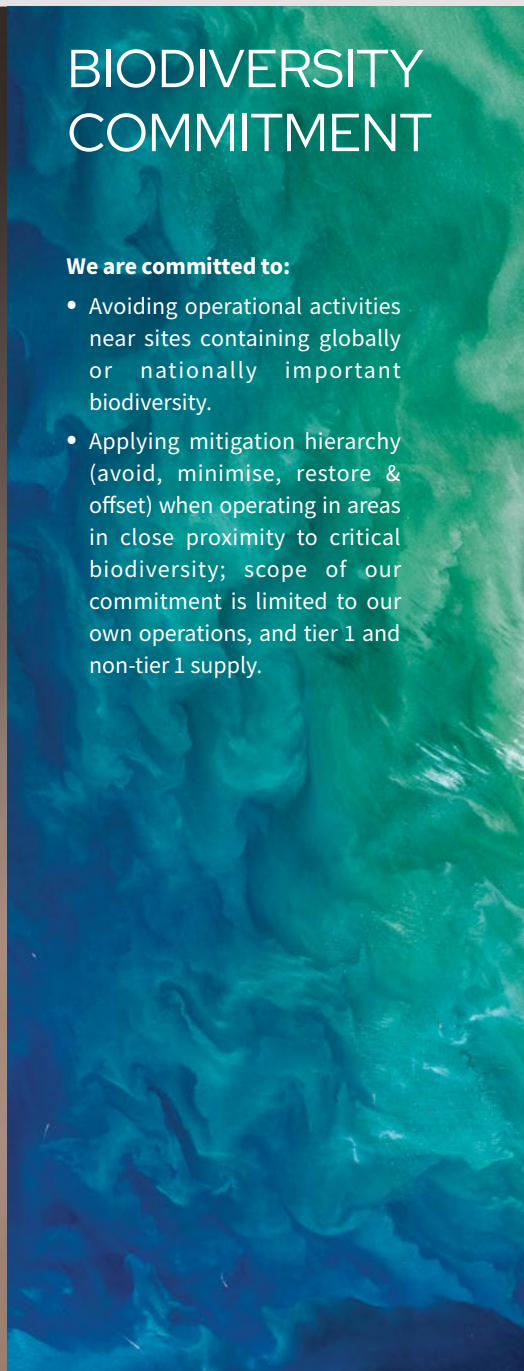
- Implementing design strategies for cyclability.
- Increasing the volume of used items collected and resold.
- Enhancing the share of items made from recycled post-consumer textile fibres.



## BIODIVERSITY COMMITMENT

**We are committed to:**

- Avoiding operational activities near sites containing globally or nationally important biodiversity.
- Applying mitigation hierarchy (avoid, minimise, restore & offset) when operating in areas in close proximity to critical biodiversity; scope of our commitment is limited to our own operations, and tier 1 and non-tier 1 supply.



## NO DEFORESTATION COMMITMENT

**We are committed to:**

- Ending all deforestation (no gross deforestation) by 2030 for our critical commodities, i.e. cotton and viscose.
- Engaging with cotton and viscose suppliers for ensuring traceability of the product to manage and mitigate deforestation risks, which is important for functional monitoring and verification of this commitment.



## ENHANCING OUR NATURAL CAPITAL THROUGH '5T' APPROACH

In contrast to tailpipe management, this approach concentrates on input management for sustainability.

### THE 5Ts

#### Tenacity

We are persistent and unyielding in our pursuit of sustainable development. Aligned with this, we are committed to embedding sustainability at source and cascading it through our operations and value chain.

#### Technology

Innovation serves as a crucial component in conserving our natural capital. Consistent investments in new technologies continue to help us become energy-efficient, reduce freshwater consumption and meet various other ESG goals.

#### Targets

We are working on a well-defined roadmap to ensure sustainable and future-proof growth. It includes setting of net-zero targets, including long-term Science-Based Targets (SBTs).

#### Transparency

We are committed to enhancing transparency in our business operations and foster trust through improvements in our disclosure standards, linked to the natural capital, across reporting frameworks.

#### Totality

We take a holistic and total approach to sustainability, weaving it into the very fabric of our business. We have also integrated our business goals with environmental responsibility and are making concerted efforts to sustainable sourcing of inputs, constantly monitoring and improving our processes, recycling of waste, and creating sustainable products.

## PROTECTING BIODIVERSITY WITH RESPONSIBLE ACTION

Given the impact of the textile business on biodiversity, there is a strong need for responsible action for its conservation. The textile and apparel industry affects biodiversity in multiple ways, including destruction of soil, alteration of the natural ecosystems, and the contamination of waterways, among others.

At Arvind, we are committed to:

- Identification of business-biodiversity nexus for the Company.
- Understanding the impact & dependencies.
- Assessing the risks & opportunities.
- Responding to the risk & opportunities.

Steering this commitment, and in line with AR3T framework, we are continuously monitoring the biodiversity-related risks and opportunities, and accordingly undertaking focussed initiatives for the conservation of our ecosystem. These include:

- Deploying regenerative agriculture practices to restore the productivity of agricultural land, resulting in reduced need to expand to newer areas.

- Consciously shifting to deforestation-free supply chains, i.e. raw materials sourced from existing managed landscapes for agriculture or forestry activities.
- Working with certification standards to include biodiversity-related criteria as part of the standards.

### Monitoring the Efficacy of our Actions

At Arvind, we have put in place a robust compliance-led system to monitor the effectiveness of our biodiversity conservation strategy and actions. This helps us ensure that we remain on course to achieve our targets, The compliance framework comprises:

- Continuous engagement with suppliers and/or partners to manage and mitigate deforestation risks.
- Ensuring Group-wide compliance with forest regulations and/or mandatory standards.
- Measuring our performance on the metrics identified in the biodiversity strategy.

*For more details, refer to our Biodiversity Strategy in the environment section on our website*



## PROMOTING CIRCULAR FASHION

Rapid adoption of fast-fashion has caused serious environmental impacts, such as depletion of natural resources and increase in waste to landfills. It has spurred a sense of urgency and need for sustainable action among environment-conscious consumers, especially the fashionable younger generation, as well as the industry leaders.

In this backdrop, textile circularity has assumed enhanced significance within the fashion industry. It has underscored the need to recycle and repurpose used clothes and textiles instead of disposing them in landfills. Arvind endeavours to be at the forefront of circular fashion, our initiatives on circular fashion include:

- Adequate allocation of R&D resources towards circular fashion.
- Collaboration with cross industry platforms like Fashion for Good, Cradle to Cradle, and Jeans Redesign.
- Continuing strategic partnership with companies like PurFi to recycle textile waste.
- Continuous engagement with brands, i.e. our customers, on how to produce textiles more sustainably and make them last longer.

## LOW CARBON PRODUCTS

At Arvind, we understand the circular fashion extends far beyond recycling and use of recycled materials. Our focus on material issues and efforts to integrate sustainability cover the entire life cycle of the product – from raw materials used, product development, and manufacturing, to product use and subsequent recycling.


As part of our initiatives to design Low Carbon Products, we are taking a number of initiatives, including:

- **Using recycled materials:** We use a variety of recycled materials in its products, including recycled cotton, polyester, and nylon.
- **Sourcing sustainable materials:** As cotton is our key raw material, we have invested in promoting Regenerative, Organic and Better Cotton agriculture. We also use other sustainable materials, such as Tencel, Hemp, etc.
- **Integration of renewables in our electricity mix:** We have implemented a number of measures to integrate renewables, such as setting up solar rooftop, wind-solar hybrid, etc.

## AVOIDED EMISSIONS FROM LOW CARBON PRODUCTS

Cotton is our key raw material and majority of our products are made from Cotton. Cotton grown through organic cultivation practices (Organic Cotton) and Better Cotton Principles (BCI Cotton) are the low carbon products in our product portfolio. We conducted an external Life Cycle Assessment to estimate the quantum of environmental impacts of conventional cotton in comparison with Organic cotton and BCI cotton (Shah, Bansal, & Singh, 2018). In FY24, cotton sourced from sustainable sources led to an avoided emission of 38,912 MT CO<sub>2</sub>e.

*The total avoided emissions are calculated on the basis of emission which would have occurred if the cotton sourced was conventional.*



## SUSTAINABLE MANAGEMENT OF CORE MATERIAL INPUTS

At Arvind, based on a double materiality assessment, we have identified six core material inputs, of which four are a part of our natural capital. These are Fibres, Energy, Water and Chemicals. We continue to take focussed initiatives to manage these efficiently and sustainably.



# FIBRES

Cotton is the key raw material for Arvind and as a sustainability advocate, we have put in place a sustainable sourcing strategy to adopt and use more sustainable cotton alternatives as well as alternate natural fibres and recycled fibres. It is our continuous endeavour to drive innovations and investments in sustainable agricultural initiatives in order to make such fibres fit for use.

Some of these initiatives include:

- **Implementation of regenerative practices:** These practices help in improving soil health and support in restoring organic carbon in the soil.
- **Organic and In-Conversion Organic:**
  - o We use non-GM seeds and zero chemical pesticides as well as fertilisers to farm organic cotton, resulting in a huge positive impact on the environment.
  - o In-conversion organic is a way to become organic, as the land needs time to leech itself of previously used substances. We pledge to expand the ambit of our support in this area to more farmers.

- **Better Cotton:** Through this initiative, we aim to yield better cotton by promoting efficient use of water, approved fertilisers and pesticides. 70,000 farmers were reached through this initiative in FY24.
- **Cotton Recycling:** In an effort to recycle both post-consumer waste as well as post-industrial waste, which is primarily sourced from our units, we run a cotton recycling machine. Our partnership with PurFi serves as a great catalyst in this endeavour.

We work with more than 95,000 farmers to grow sustainable cotton in 4,00,000 acres and are focussed on expanding the programme's reach to include more farmers. We also have a traceability mechanism in place that facilitates tracing back of cotton to sustainable sources, adding to our transparency and credibility, that facilitates tracing back of cotton to sustainable sources, adding to our transparency and credibility.

### Growth Highlights

Type of Cotton	Farmers Engaged (In Nos.)			Area Under Cultivation (Ha)		
	FY22	FY23	F24	FY22	FY23	F24
Better Cotton	58,803	59,913	70,289	97,925	1,00,375	1,35,840
Organic	10,475	10,475	18,350	16,171	16,171	15,466
Regenerative	3,000	4,000	9,500	3,976	4,351	14,830
<b>Total</b>	<b>72,278</b>	<b>74,388</b>	<b>98,139</b>	<b>1,18,072</b>	<b>1,20,897</b>	<b>1,66,136</b>



# ENERGY

In FY24, Arvind's hybrid wind-solar project went live, taking our renewable electricity to 66+MW. This has further strengthened our industry leading credentials in environmental sustainability.

## DECARBONISING TO STEER SUSTAINABILITY CLIMATE ACTION

Our commitment to sustainable energy is guided by a comprehensive three-pronged strategy. This approach ensures that we achieve maximum efficiency and sustainability in our operations.

### 1. Drive Energy Efficiencies in Our Processes

Energy efficiency is our foundational priority. By optimising our systems and processes, we reduce waste and enhance performance. This critical first step ensures that our transition to renewable energy sources is both effective and cost-efficient. We continually seek out efficiency measures and act on opportunities for improvement. For example, we have enhanced condensate recovery, replaced outdated motors with energy-efficient models, and implemented waste heat recovery operations.

### 2. Transition to Renewable Energy Sources

Once our systems are optimised for efficiency, we focus on integrating renewable energy sources. These include solar, wind, and other sustainable options to power our operations, thereby reducing our reliance on fossil fuels and significantly lowering our carbon footprint. In FY24, we added a biomass-fired boiler to further diversify our renewable energy portfolio, which will help make our denim facility coal free.

### 3. Deploy Low-Carbon Emission Technologies in Business Operations

To further minimise our environmental impact, we are constantly scouting the market for new low-carbon emission technologies. We conduct trials for various innovative technologies and, based on the outcomes, adopt those that prove effective. During the year, we introduced digital printing to reduce emissions in our production processes. While the commercialisation period for new technologies can be lengthy, our commitment to sustainability drives us to persistently explore and integrate these advancements.

By prioritising energy efficiency, transitioning to renewable energy, and implementing low-carbon technologies, we are dedicated to achieving our sustainability goals and contributing to a greener future.

## REDUCING DEPENDENCE ON COAL BY UTILISING BIOMASS

In an important step towards coal savings and net-zero, we have successfully achieved backward supply chain integration of biomass briquette. Besides helping us secure sufficient round-the-year supply of briquettes, this is enabling year-round supply of clean and traceable biomass for fulfilling our energy requirements.

### Benefits

- Consistent supply of renewable source of energy in form of biomass briquettes
- Reduced consumption of coal to meet the energy requirements of the Company
- Lower risk of unwanted prevalence of pink bollworm for farmers
- Reduced health risks for farmers on account of burning cotton stalks

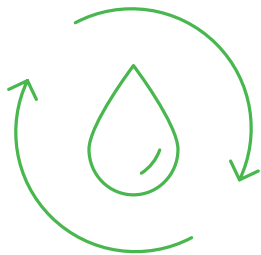
During the year, we consumed 8,142 MT from our biomass supply chain, marking a 24% increase over last year.

## ENERGY PERFORMANCE

	FY22	FY23	FY24
<b>Direct</b>			
Renewable (TJ)	1,298.10	1,326.27	4,227.89
Non Renewable (TJ)	5,242.26	5,031.13	5,543.41
<b>GHG Emission</b>			
Direct (MTCO <sub>2</sub> e)	3,63,901.77	3,65,563.35	4,18,487.49
Indirect (MTCO <sub>2</sub> e)	2,81,449.58	1,65,543.44	1,71,629.21
<b>Specific GHG Emission of Products</b>			
Denim (KgCO <sub>2</sub> e/mtr)	1.14	1.02	1.28
Woven & Knits (KgCO <sub>2</sub> e/mtr)	2.95	2.78	3.03
Garments (KgCO <sub>2</sub> e/pieces)	0.48	0.44	0.34
<b>Garments</b>			
Denim (kWh/mtr)	0.65	1.02	1.29
Woven & Knits (kWh/mtr)	1.73	1.78	2.12
Garments (kWh/pieces)	0.6	1.16	1.01

*Note: The GHG Emission excludes emission from Mobile Combustion, for complete details refer to Business Responsibility and Sustainability Report.*





# WATER

We believe that conserving water is not just our responsibility but also a necessity. At Arvind, we take water stewardship very seriously and have deployed various mechanisms to reduce water usage as well as wastage. Water management efficiency in our operations is derived through:

1. Investment in advanced technology and deploying efficient management practices to reduce, recover and reuse water in our manufacturing operations, especially in wet processing

2. Sustained focus on eliminating freshwater use by shifting to recycled water sources, either internally by setting up ZLD plants or externally through other water sources like community sewage

WATER PERFORMANCE

Water (in m <sup>3</sup> )	FY22	FY23	FY24
Total Fresh Water Consumption	16,00,000.00	11,43,847.70	12,21,755.80
Total Water Treated & Reused in Process	68,63,863.00	65,47,758.34	75,29,779.10
Total Water Treated & Discharged	22,10,173.00	1,52,533.00	21,513.70

Our continuous efforts over the years have helped completely eliminate the use of freshwater in our manufacturing operations. Even the process loss of recycling water is made up through partnerships with municipality and other organisations. These partnerships help in extracting/reusing the waste water generated by other water users and treating it internally to make it fit for manufacturing use.

Our collaboration with Gap Inc for the establishment of Global Water Innovation Centre for Action will enable us share our learnings in water stewardship with the wider industry.



# EMBARKING ON A NEW JOURNEY OF WATER-STRESS MANAGEMENT

In FY24, Arvind initiated an extraordinary new sustainability initiative with the aim of catalysing a new wave of environmental actions in the fashion industry. The inauguration of our new water stewardship innovation centre at our factory in Santej, Ahmedabad, marked a historic milestone in the industry's shift towards better management of its water usage and wastewater. It represented a pivotal moment in our longstanding relationship with Gap Inc, with whom we have been working since 2019 to advance water-management best practices in the industry.

The Global Water Innovation Center for Action (GWICA) will serve as a collaborative meeting point for manufacturers, brands, upstream suppliers, sustainability experts and environmental groups engaged in addressing India's water-stress problem. Water is a critical input throughout the apparel manufacturing process. As one of the largest manufacturing regions in the world, with many suppliers situated in water-scarce areas, the Indian sub-continent faces a serious crisis with respect to this precious shared resource.

## SETTING NEW BENCHMARKS

The 18,000-square-foot GWICA facility is equipped with a laboratory to enable testing and analysis of all wastewater streams from anywhere in the world, or any part of our supply chain.

Aimed at showcasing technological advancements in water treatment, it will help the fashion sector in establishing best practices in the usage, recycling and conservation of water.

### Key objectives

- Increase adoption of water-recycling technologies.
- Expose manufacturers to current and futuristic water and apparel process technologies.
- Provide a pre-competitive and open-source knowledge repository.
- Develop solutions for water management for apparel manufacturers to adopt.
- Enhance knowledge-sharing opportunities for the industry.

### The GWICA vision

To see a world in which apparel manufacturing builds the resilience of people, business, and the planet by eliminating the use of fresh water.

### The GWICA Mission

To provide a platform to apparel industry stakeholders for advancing and scaling innovations for water stewardship – with a lens of the intersecting benefits across climate, biodiversity, oceans, women’s empowerment, and community wellbeing.

### UNSDG linkages



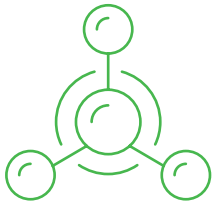
*The facility has been envisioned as the apparel industry’s first open source innovation hub for water stewardship in India that will help build a more water-resilient future.*

## GWICA OPERATES THROUGH SEVERAL STRATEGIC PILLARS

1. **Capacity Building – Resource Library:** A comprehensive repository encompassing best practices, case studies, articles, training curricula, technology overviews, and manuals. This initiative offers both digital and physical training, self-paced courses, and fee-based certifications to enhance knowledge and skills.
2. **Laboratory and Testing:** This pillar provides access to laboratories for water testing and solution validation, including effluent water analysis for pilot trials and project clients for precise water and effluent analysis.
3. **Advisory, Consultation & Implementation:** GWICA supports pilot trials for adopting various technologies, metrics and impacts monitoring, troubleshooting, water audits, scheme optimisation, and operating cost optimisation, alongside upstream watershed management.
4. **Incubation Programme:** Engaging with innovators, this programme which is under development will assess the maturity and technical readiness of solutions, tests and validates innovations, and introduces them to key stakeholders.
5. **Tour & Technology Showcase:** GWICA organises tours of wastewater technology facilities, including Sewage Treatment Plants, and offers technical demonstrations of new, incubated, and innovative technologies through simulation and interactive models.
6. **Co-working and Meeting Spaces:** Providing versatile spaces for hosting events, workshops, or collaborative work, GWICA fosters a conducive environment for innovation and partnership.

Through these initiatives, GWICA fosters a collaborative environment to develop and implement effective water stewardship solutions, advancing global sustainability goals.





# CHEMICALS

Chemicals, in textile manufacturing, provide a significant opportunity to integrate new ideas and technologies into the final product, better suited to the taste and preferences of modern-day consumers.

## CHEMICAL LIFECYCLE APPROACH

Arvind has adopted a lifecycle approach for efficient usage and management of chemicals. It comprises the following:

1.  
Reducing Consumption
2.  
Continuous Improvement
3.  
Substitution
4.  
Discharge Management and Salt Recovery

---

*On an average, 98% of the used chemicals in our manufacturing facilities were compliant to ZDHC MRSI during FY24.*

Through this multi-faceted approach, we are striving to optimise chemical management on a continuing basis through various initiatives:

- We encourage the farmers to cut down or eliminate harmful chemical fertilisers and pesticides in cotton cultivation by promoting Better Cotton, Organic Cotton, Regenerative Organic Certified (ROC) Cotton and Regen-agri Cotton. This is aimed at reducing the use of chemicals from the beginning of the value chain itself.
- To reduce usage of chemicals during our production process, we make continuous and incremental process improvements, supported by our robust chemical management principles and comprehensive policies.
- We consistently work towards limiting the discharge of hazardous chemicals and recover salts from the wastewater. Constant efforts are made to reduce the ETP load and corresponding ETP chemical dosage. This steers process efficiency and reduces energy consumption during water treatment.
- Innovations enable us to substitute the hazardous chemicals from the chemical recipe with safe and eco-friendly chemicals, and ensure minimal discrepancy in the final output. We also work towards continuation and expansion of the projects implemented earlier, such as bio-softeners and recycled silicones.
- Our Chemical Management Policy (CMP) is updated annually, in line with product Restricted Substances List (RSL) and Manufacturing Restricted Substances List (MRSL) requirements.



## HUMAN CAPITAL

# Fostering a People-Centric Culture

People are the core engine driving organisational growth. Their empowerment is imperative to ensuring inclusive and sustainable progress. Nurturance of a people-centric culture, focussed on employee growth, welfare and well-being, is the sine quo non for long-term stakeholder value creation in a company.

As a people-oriented organisation, we remain continually invested in empowering our employees. This commitment is reciprocated by their passion, dedication and loyalty – key ingredients propelling our success and value creation. Various initiatives and customised programmes are conducted at Arvind on a regular basis to build new skills and strengthen existing ones amongst employees at all roles and levels. This fosters employee efficiency, and facilitates sufficient growth opportunities within the personal and professional space. In alignment with our ESG goals, we nurture a work environment that promotes safety, diversity, inclusion, development and overall well-being of our people.

24,599

Permanent workforce

23

Average training hours

36%

Women representation in permanent workforce

801

New hires

₹ 963.57 Cr.

Employee benefit expenses

(As on March 31, 2024)

## OUR PEOPLE PROPOSITION

Commitment to our people's well-being, growth and development breeds trust and loyalty, bearing direct and positive outcomes. Over the years, our initiatives to empower our people have won us their steadfast commitment, superior performance, and improved stakeholder value.

### Proficient

We are strengthened by a proficient team of domain experts in R&D, design, product development, sales & marketing, patents & trademarks, finance, sustainability, technical textiles, CSR and IT.

### Promoters

We welcome new ideas and support our employees through their ideation process, even allowing them to fail.

### Limitless

We nurture an environment of creativity, enabling our employees to challenge convention, shatter limits and breathe a start-up culture, living up to it every day.

### Empowered

Our employees have the autonomy of decision-making, and a larger sense of purpose. We refer to our workers as Front Line Managers (FLMs).

### Open To Possibilities

We cultivate an environment of innovation and experimenting, and encourage our employees to explore opportunities, and even empower and touch the lives of people.

### Encompassing

We celebrate diversity in every form – cultural, racial, religious, age, gender, ability, and even sectoral diversity.





## ADHERING TO FAIR LABOUR PRACTICES

Our HR strategy promotes fair labour practices, which include:

- Prohibition of employment of children and forced labour.
- Freedom of association and right to collective bargaining.
- Grievance redressal mechanism.
- Fair working hours.
- Remuneration.
- Health & safety.
- Non-discrimination.
- Engagement & welfare initiatives.
- Disciplinary proceedings and more.

We also have in place the Whistle Blower Policy, SA 8000, WRAP (Worldwide Responsible Apparel Production), and the Prevention of Sexual Harassment (POSH) Act, etc. These are in conformation with the national and international policies and standards for better and safe work practices, and help us deliver on our commitment to fair labour practices.

## SECURING HUMAN RIGHTS

Every human is entitled to certain fundamental rights and freedom, regardless of their nationality, ethnicity, gender, religion, or any other characteristic. At Arvind, we uphold and respect human rights across our businesses and all aspects of operations.

Our human right protection guidelines are in alignment with the fundamental principles of human rights, such as those enumerated in the United Nations Universal Declaration of Human Rights and the International Labour Organisation's Declaration on Fundamental Principles and Rights at Work ("ILO Declaration"). We also follow a human rights due diligence framework, which covers vulnerable groups such as our own employees, workers, women, children, migrant workers, indigenous people and local communities. The framework aligns with the OECD Due Diligence Guidance for Responsible Supply Chains. Issues that fall under the ambit of this framework include forced labour, child labour, discrimination, health & safety, working conditions, freedom of association, right to collective bargaining, and equal remuneration.

## CULTIVATING A CULTURE OF COLLABORATION

Diversity and collaboration are embedded in our Human Resource (HR) philosophy. We endeavour to nurture an environment where people from different backgrounds, culture, ethnicity, experiences, skills, and expertise can freely collaborate to explore, experiment, innovate and cultivate their talents, contributing to shared success as well as organisational growth.

This strategy is centred around four key focus areas:



## RECRUITMENT AND LEADERSHIP PIPELINE

Identifying the right talent, acquiring it at the right time, and ensuring a right role fit forms the basis of an effective HR strategy. It lays the foundation for a successful organisation. At Arvind, we are well-equipped to source quality talent from diverse recruitment avenues and nurture it to build a strong leadership pipeline. We deploy strategic mechanisms for succession planning, coupled with our prowess in building a well-defined career path for our employees.

# 82

**Fresh graduates hired from diverse specialisations during FY24**

### Our recruitment methods

- **Internal Job Postings (IJPs)**, giving internal talent preference in filling a vacancy.
- **Referrals**, from employees of people known to them, underscoring their strong credentials.
- **Focussed Internships**, to gauge the knowledge and skills of the candidates.
- **Campus Connect Programmes**, bringing fresh talent and new ideas into the organisation.
- **Social Media**, providing a captive target audience of young professionals.

### Early Careers Talent Management Programme



Samarth, Arvind's Campus Development Programme, starts with an internship programme where students engage in real-world projects, gaining insights from industry leaders and developing essential skills. This seamlessly transitions into a comprehensive

year-long development plan for full-time trainees. The year-long programme includes comprehensive group inductions, rotational assignments across various departments, structured training sessions, and mentorship from experienced professionals to ensure holistic growth. We also incorporate industry-academia partnerships to foster better development for students and bring fresh perspectives to our corporate environment. Through this integrated approach, we aim to nurture young talent and provide them with the potential for long-term career and leadership opportunities within Arvind.

### Our leadership pipeline creation mechanisms

- Identifying next-generation leaders.
- Ensuring succession planning for critical positions based on the 9-Box Grid\*.
- Developing leaders around the 70:20:10 model of 3Es\*\* - Experience, Exposure and Education.
- Nurturing leaders by identifying learning areas based on function, role and career stage.
- Providing necessary coaching to unlock potential and boost performance.

#### \* The 9-Box Grid

It is a tool to evaluate an employee's current performance and future potential to –

- Ensure performance-based reward & recognition
- Spot high-performers and strategise, engage and develop them into future leaders

#### \*\*The 3E Model of Development

It focusses on Experience, Exposure and Education as the three elements of people development with –

- 70% development taking place from on-the-job EXPERIENCES
- 20% development occurring through EXPOSURE based learning
- 10% development facilitated through formal EDUCATION & training



# GURUKUL L&D INITIATIVES





## LEARN, LEAP AND LEAD WITH GURUKUL

Arvind's Learning and Development (L&D) initiatives aim to unleash the potential of its people, empowering them to deliver their best performance and steer sustainable growth. Our comprehensive training and development programmes empower employees to grow their skills and advance their careers. From leadership development to technical upskilling, we invest in our

people to drive organisational success. Arvind values employee talent and prioritises skill development. Gurukul is a tailored learning and development platform empowering employees to shape their learning journey based on individual needs and goals, offering innovative solutions aimed at inspiring continuous improvement among employees.

### Our Five Programmes



A Leadership  
Development  
Programme



A High Potential  
Development  
Programme



A Supervisory  
Development  
Programme



A Continuing Education  
Programme and  
Skill Development  
Programme



Compliance &  
Ethical Excellence  
Programme

Training Snapshot	FY22	FY23	FY24
Total participants	73,674	73,272	1,78,113
Total hours	5,36,876	5,26,172	5,66,321
Hours per FTE	23.36	17.83	23.0

### Shikhar - Nurturing Top Team Leadership

In the dynamic landscape of organisational growth, our Shikhar programme stands as a beacon for developing top-tier leadership. Spanning nine months, Shikhar focusses on instilling key competencies, such as Leading Change, fostering a Growth Mindset, nurturing Agile Team Building, and cultivating Synergy. This programme equips participants to champion our organisation's vision through comprehensive development and strategic leadership training.

### Pragati - Unleashing High Potential Leaders

Man cannot discover new oceans unless he has the courage to lose sight of shore. Pragati is a 6-month high potential leadership development programme, embodying the spirit of exploration and leadership excellence. Centred around Leading Self, Leading Teams, and Leading Change, Pragati empowers emerging leaders to navigate complexities and drive transformative outcomes.

Both the programmes are anchored by psychometric assessments and personalised coaching sessions. They accelerate personal and professional growth, enabling leaders to chart new paths and inspire innovation.

### Udaan - Empowering Supervisors as Leaders

Supervisors are pivotal figures within organisations, bridging the gap between management and frontline employees. Udaan is a dedicated awareness programme designed to underscore the crucial role of supervisors and enhance their effectiveness in fostering positive employee attitudes and performance.

In FY24, Udaan successfully built capacity for 215 shop floor supervisors in the garmenting business. The programme covers comprehensive training modules including: Role & Responsibility of Supervisors, Planning & Resource Management, Employee Management, Developing Workers, Communication Skills,

Interpersonal Relations & Teamwork, Exemplifying Leadership and Mentoring, and Self-development.

Udaan equips supervisors with the necessary skills and knowledge to excel in their roles, fostering a supportive and productive work environment essential for organisational success.

### Eklavya

Recognising the transformative impact of advanced education on individual capabilities and organisational success, our Eklavya initiative empowers high-performing employees to pursue higher professional studies. This initiative is designed to foster capacity building, personal growth, and enhanced contributions to our organisation. Key objectives of the Eklavya programme include:

- Creating a high-quality talent pool through targeted educational opportunities.
- Upgrading technical and management capabilities to align with industry standards.
- Building a robust succession plan and leadership pipeline for sustainable growth.
- Enhancing employee retention and employability through continuous development.

### Sankalp: Cultivating Ethical Champions

At Gurukul, our Sankalp initiative is dedicated to fostering Ethical Champions through specialised programmes focussed on cultivating a culture of integrity and compliance. These programmes encompass comprehensive training on Prevention of Sexual Harassment (POSH), Code of Conduct (COC), Anti-Bribery, Anti-Corruption Practices, etc. By equipping our teams with essential knowledge and skills, Sankalp reinforces our commitment to ethical standards, ensuring a workplace where values and accountability thrive.

## NURTURING AN ENVIRONMENT CONDUCIVE FOR GROWTH

The Arvind HR philosophy is crafted to foster a safe and enabling work environment, where employees are encouraged to experiment, explore their unique capabilities, and grow. We strive to build a collaborative and open work culture, helping our people to freely communicate across levels and leverage each other's expertise to solve problems and innovate.

Our key enablers in this journey include:

- Strategic communication channels to promote openness and two-way dialogues across level.
- Employee-friendly policies and practices designed to express that we care.
- Development of cross-functional team for diversity of perspectives and rich exchange of ideas.
- On-the-job mentors for continuous guidance.
- Promotion of teamwork to create synergy.

## SUSTAINED EMPLOYEE ENGAGEMENT

Engaged employees are motivated and willing to go an extra mile to achieve results. They contribute actively to direct and positive impact on the Company's productivity, morale and overall success.

At Arvind, our employee engagement initiatives foster a sense of belonging, enthusiasm and commitment by involving our people in our mission, values and goals. Besides creating a culture of positivity, they contribute to enhanced retention, lower employee turnover costs, and long-term organisational success.

## EMPLOYEE ENGAGEMENT PROGRAMMES

### ABHIVYAKTI

Continuous engagement with employees helps in understanding their aspirations and challenges, and taking timely actions to address them. Abhivyakti is focussed on this aspect of employee engagement, thus serving as the foundation for a strong and motivated workforce. An important step towards building a more engaged and transparent culture was the introduction of Amber. It's a confidential channel to not only stay in touch with the Employee Pulse but also get honest and constructive feedback from every employee. It's a step towards collaborating with employees to create a culture that is not only conducive or inspirational but exemplary as well.

The initiative empowers Arvind to:

- Stay connected with the ground reality.
- Get real-time and continuous feedback.
- Build trust and credibility among employees.
- Empower employees with a VOICE.
- Develop an understanding of the unique needs, aspirations, experiences & challenges of every employee.
- Address employee concerns across life cycles & scenarios.
- Enable decisions and create impact through timely planning and action.



# HEAL

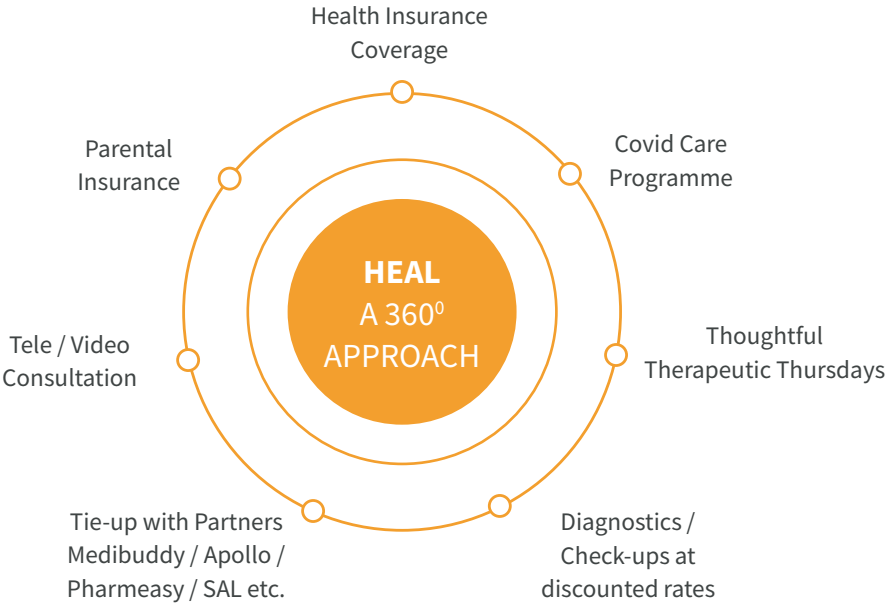
Employee well-being transcends the limitation of physical health, extending to social, mental and emotional aspects. HEAL is a programme focussed on all aspects of health, and aims to improve the overall well-being of our employees.

## Benefits of HEAL for employees include

- Improved focus at work.
- Reduced stress.
- Increased job satisfaction and positive outlook.
- Physically healthier and improved general well-being.
- Better relationships with colleagues and managers.

## Benefits of HEAL for the organisation include

- Higher levels of performance and increased productivity.
- Reduced absenteeism.
- Attracting and retaining top talent.
- Be seen as a great place to work.



## HEAL covers the following aspects of employee well-being



Physical



Occupational



Emotional



Purpose



Financial



Intellectual



Social



Environmental

## PERFORMANCE @ ARVIND

### Performance Management

At Arvind, our performance management approach is built around a set of fundamental Performance Principles that guide our pursuit of excellence. These principles constitute the essence of how we operate and how we thrive as an organisation. Our approach to performance management is agile and responsive to the dynamic nature of today's marketplace.

### Performance Management Process

We understand the importance of both, 'What' we achieve and 'How' we achieve it. The four pillars that define and drive the

success of our performance plans are: transparent assessments, structured discussions, relevant training, and a system-driven platform providing ease of access to the entire workforce. Beginning 2024, we have adopted a more structured and stringent approach to performance management.

As per this approach, employees are categorised into two groups based on their roles: one group assessed on Management By Objectives and the other on Job Attributes, including parameters such as Job Knowledge, Work Quality, Efficiency, Risk Management, Governance, and Safety.

	Functional Heads & Strategic Leaders*	All Other Roles
Assessment	Based on MBOs	Based on Job Attributes
Structured Discussion	Twice a Year (Mid Year & Year End)	Twice a Year (Mid Year & Year End)
Agile Conversations	Throughout the year – Check in available on HRMS	Throughout the year – Check in available on HRMS
Potential Assessment	Annually	Annually

\* These roles are being covered in 2024. 2025 more roles will get added to Assessment by MBOs

### Primary Parameters for Assessment

Our performance and potential assessment encompasses not only the successful attainment of goals but also the values and competencies that drive our organisation forward. These are defined as:

- Quality of Work:** Emphasising the importance of consistently meeting targets and continually raising the bar for performance.
- Teamwork:** Highlighting the value of collaboration and support within teams.
- Openness to Change:** Recognising the necessity of being open to new opportunities and committed to continuous learning in our dynamic environment.
- Risk Management:** Achieving effective risk management by adhering to policies, practices, codes of conduct, and applicable laws and regulations.

- Stakeholder Management:** Building and maintaining strong relationships with all stakeholders.
- Unwavering Commitment to Ethics and Values:** Upholding a firm commitment to doing the right thing, without compromising our ethics and values.

Additionally, we align our objectives across the pillars of Strategic Growth, Financial Stewardship, Operational Enhancement, Governance, and Talent Centricity.

### Assessment of Potential

Evaluating the employees' readiness for the next role, along with their ability, agility and attitude, are crucial in assessing their potential. We aim to nurture and develop talent from within, driving innovation and high performance by ensuring that our rewards reflect both past achievements and an individual's potential and commitment to our shared vision.

Salary increases are based on a combination of an employee's performance and potential, while our quarterly bonus structures are directly tied to individual performance, reinforcing our commitment to recognising and rewarding outstanding contributions.

In summary, our performance management framework is based on Agile Conversations, fostering a culture of excellence, collaboration, and adaptability. It's not just a process; it's a reflection of our values and aspirations as an organisation.

### REWARDS AND RECOGNITION

At Arvind, we believe a well-defined rewards strategy is key to enhancing our talent strategy by attracting and retaining the right talent. Our strategic approach to rewards instils a sense of value and appreciation among employees, boosting their motivation and engagement, which results in a more productive, innovative, and committed workforce. Our programmes and initiatives are a testament to this belief.

To align our compensation policy with employee expectations and maintain a competitive edge in the talent market, we conduct a compensation benchmarking exercise at regular intervals. By analysing industry and regional compensation data, we optimise our compensation policy to attract, retain, and inspire top talent. The shift from an annual to a quarterly variable pay structure has been crucial in better aligning our compensation with our business goals. This quarterly pay structure offers immediate gratification for employees' efforts, making them feel valued and motivated. Additionally, we have a structured retention policy with clear directives for various levels, aimed at maximising retention rates and attracting the best talent.

Our recognition programme, CLAP, which stands for 'Compliment, Laud, Appreciate and Praise', is designed to acknowledge and celebrate the contributions and achievements of our team members, fostering a culture of gratitude and mutual respect. More than just a recognition initiative, it is a fundamental part of our organisational culture. By consistently applauding our team members, we create a workplace where everyone feels recognised, valued, and inspired to contribute their best.

### GRIEVANCE REDRESSAL

Grievance redressal is of paramount importance for Arvind, enabling us to ensure fair and equitable treatment of all employees in an environment of impartiality. Structured mechanisms, such as Whistle-blower Policy and Ethics Helpline, empower our employees to raise their concerns and dissatisfaction at the workplace. They also enable us to address their issues and take remedial actions within stipulated timelines.

15

Cases of grievance  
reported and resolved

0

Complaints of child/  
involuntary labour

0

Complaints related to sexual  
harassment reported and resolved

(During FY24)

### PRIORITISING EMPLOYEE SAFETY

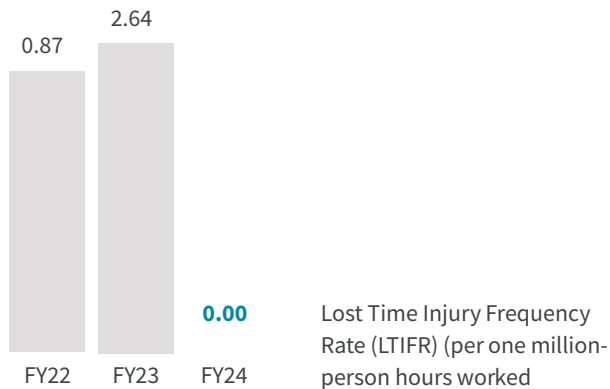
Textile industry is vulnerable to fire hazards. Cognisant of this, we undertake adequate safety measures to safeguard our employees from any fire incidents. The measures include:

- Deployment of robust fire-protection systems across our facilities to ensure early detection and mitigation of fire incidents
- Organising safety awareness training for our employees in chemical handling and management, machine operations, and material movement
- Implementation of work permit systems
- Strict adherence to use of industry-grade and relevant Personal Protection Equipment while performing hazardous tasks
- Providing other trainings on diverse safety parameters to sensitise employees on the importance of safety



## Safety Performance (LTIFR)

Safety Incident/Number for Employees and Workers



## Women Representation in Workforce

(as on March 31, 2024)

36%

Women representation in permanent workforce

11%

Percentage of women directors on the Board

## Our Workforce Mix

(as on March 31, 2024)

24,599 nos.

Permanent Workforce

9,020 nos.

Permanent Women Workforce

## PROMOTING DIVERSITY AND INCLUSION

People from diverse backgrounds, cultures, ethnicity, gender, areas of work and experiences serve as a melting pot for organisational success. At Arvind, we embrace the strength in diversity, and work towards creating a workplace where all our employees feel an equal sense of belonging, empowerment and motivation to explore and harness their unique capabilities, regardless of their background. Our code of conduct supports us in this endeavour and encourages young women to move into leadership roles.

Diversity and inclusion initiatives at Arvind include identifying diversity positions, rewarding referral for diverse candidates, designing and implementing women-centric policies, introducing women leadership programmes to nurture women leaders, etc.

15%

Unionised Permanent Workforce



## SOCIAL AND RELATIONSHIP CAPITAL

# Building Connections. Delivering Value.

Mutually inclusive relationships lead to holistic value creation. They propel all-encompassing growth, positively impacting every life that an organisation touches in any way. They create an eco-system of comprehensive transformation to drive long-term and sustainable growth for every stakeholder, from the employees to customers, partners, other stakeholders, communities and the planet.

At Arvind, we aim to enrich every life we touch through responsible business operations. Our business ethos is rooted in an interconnected network of reciprocal relationships with our stakeholders. It is driven by our focus on strengthening our social and relationship capital, and delivering accretive value to our stakeholders and the world at large.



## ₹ 5.57 Cr.

CSR investment in FY24








## ₹ 61.57 Cr.

Total CSR investment  
between FY15 and FY24

## PROACTIVE ENGAGEMENT WITH OUR STAKEHOLDERS

We believe it is important to stay continually engaged with our stakeholders to enable sustainable business development and sustained value creation. We strive to continually nurture our stakeholder trust and foster long-term relationships with them through targeted interventions. We make consistent efforts to keep our finger on their pulse to understand their needs and expectations, anticipate potential challenges, and respond with innovative initiatives.

At Arvind, we have developed strategic mechanisms to proactively engage with our stakeholders and steer long-term success for the Company.

Stakeholder Community	Key Objectives	Engagement Mechanisms
 <b>Customers</b>	<ul style="list-style-type: none"> <li>Nurturing &amp; sustaining relationships</li> <li>Anticipating their short-term and long-term expectations</li> <li>Meeting their sustainable products requirement</li> <li>Comprehending their sustainability goals</li> </ul>	<ul style="list-style-type: none"> <li>One-to-one interactions with key customers at periodic intervals</li> <li>Customer satisfaction surveys</li> <li>Organising personal meetings with different customer groups through our design and technology teams at regular intervals</li> <li>B2B customer portal to facilitate continuous dialogue</li> <li>Collecting and collating feedback through customer visits and audits at the manufacturing locations</li> </ul>
 <b>Investors</b>	<ul style="list-style-type: none"> <li>Enhancing shared value by understanding investor concerns and expectations</li> <li>Recognising their sustainability risk perception</li> </ul>	<ul style="list-style-type: none"> <li>Disseminating financial performance on a regular basis through newspapers and published accounts</li> <li>Organising analyst meets and investor presentations for extensive interactions</li> <li>Addressing specific investor queries on sustainability</li> </ul>
 <b>Media</b>	<ul style="list-style-type: none"> <li>Communicating key developments, milestone events, growth plans, etc.</li> <li>Expanding outreach and improving the narrative on major initiatives</li> </ul>	<ul style="list-style-type: none"> <li>Media interactions, events, press conferences, media announcements of quarterly reports, and major tie-ups</li> <li>Media visits to facilities to showcase business growth and new technologies</li> </ul>
 <b>Employees</b>	<ul style="list-style-type: none"> <li>Identifying their career ambitions, job satisfaction parameters</li> <li>Developing mechanisms to support their career growth, training and development</li> <li>Communicating the organisation's vision, short-term and long-term goals, workplace needs and expectations for shared success</li> </ul>	<ul style="list-style-type: none"> <li>Structured and interactive process for appraisals, career path guidance, training programmes, employee rewards and recognition, development programmes</li> <li>Feedback mechanism for Front Line Managers (FLMs) using various channels</li> </ul>
 <b>Community</b>	<ul style="list-style-type: none"> <li>Creating a positive impact on the quality of life of the people in the community</li> <li>Maintaining cordial relations with local communities</li> </ul>	<ul style="list-style-type: none"> <li>Activities by institutions promoted or partnered by us e.g. NLRDF, SHARDA Trust, etc.</li> <li>Interactions by the Industrial Relations department</li> </ul>
 <b>Government</b>	<ul style="list-style-type: none"> <li>Understanding compliances and applicable regulations</li> <li>Briefing them on steps taken and discussing opportunities to collaborate on pressing issues</li> </ul>	<ul style="list-style-type: none"> <li>Personal meetings</li> <li>Submission of relevant compliance documents</li> <li>Presence in industry forums, etc.</li> </ul>
 <b>Suppliers</b>	<p>Sharing mutual expectations and needs, especially about quality, cost and timely delivery, growth plans and best practices</p>	<ul style="list-style-type: none"> <li>Periodic interactions between our buying and sourcing teams</li> <li>Training programmes, quality workshops</li> </ul>





### CUSTOMERS

Understanding the needs, aspirations and challenges of our customers is pivotal to organisational success. Various engagement mechanisms are in place at Arvind to help us interact with our customers. This ensures that their ideas are heard, and feedback taken and incorporated proactively for our continuous improvement and evolution.

We run various multi-year programmes, in collaboration with our customers.

#### Sustainable Agriculture Projects

Project objective	Collaborations
Augment the area under organic and regenerative agriculture in India	Patagonia, Next, GAP, Levis, J.Crew, and Timberland

#### The Full Circle Textiles Project

Project objective	Collaborations
Drive and scale disruptive innovations	Laudes Foundation, Adidas, BESTSELLER, C&A, PVH Corp., Target and Zalando, Fabrics Division of W. L. Gore & Associates, and Teijin Frontier

#### Water Stewardship Collaboration

Project objective	Collaborations
Reduce dependence on freshwater for the denim plant, and establishing an innovation centre to promote water stewardship	Gap Inc.

### INVESTORS

We are continuously augmenting our investor relations on the bedrock of trust, mutual respect and accountability. We employ ethical business practices, transparent mechanisms, and focussed efforts to optimise return on investment (RoI) – financial and non-financial.

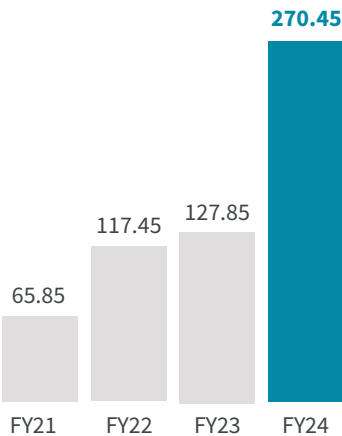
36

Investor Meets held in FY24

16

Shareholders' grievances reported in FY24; All 16 were resolved

Increasing share price trend: An indication of strong investor relations

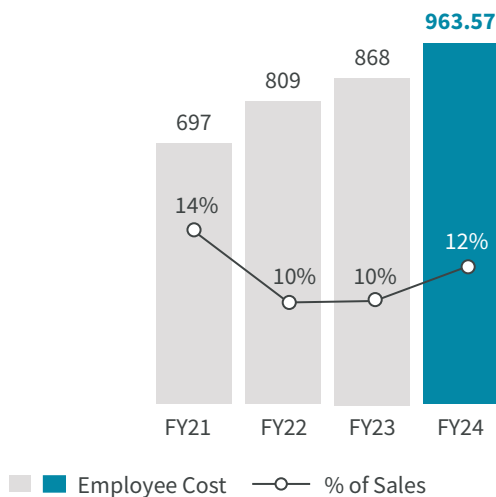


## EMPLOYEES

We are committed to promoting the growth and overall well-being of our people. Our employee-centric policies and practices, along with a favourable work environment, help us to achieve this goal.

*(More details about our employee programmes and initiatives are carried in the Human Capital chapter of this Report)*

### Human Capital Investments over the years



## MEDIA

Our proactive engagement with media, especially the social media channels, enables us to establish strong connections with various stakeholders. Our interviews, articles, industry perspectives, and policy-related communications are continuously published in the media, reflecting our thought leadership and enhancing our credibility. Participation in panel discussions organised by industry bodies helps us reach out to an increasing number of audiences.

We extensively engage through LinkedIn, Facebook, Twitter and Instagram, among other social media channels, which also serve as an effective platform to attract and retain talent.

## COMMUNITY

We realise that we have a responsibility towards the communities around which we operate. A well-defined Corporate Social Responsibility (CSR) framework guides and supports our initiatives towards improving their quality of life and enhancing their well-being.

### CSR Vision

To impact positively, the quality of life of people, through initiatives of social, economic, educational, infrastructural, environmental, health and cultural advancement.

Our CSR programmes are implemented in partnership with various institutions and agencies. These are:

- Strategic Help Alliance for Relief to Distressed Areas (SHARDA) Trust
- Narottam Lalbhai Rural Development Fund (NLRDF)
- Arvind Foundation (AF)
- Arvind Indigo Foundation
- Other Civil Society Organisations

SHARDA Trust and NLRDF are public charitable trusts with decades-long track record of working in urban and rural centres, respectively. The Arvind Foundation is our umbrella organisation for ensuring continuity of ongoing programmes, implementation of new programmes, and expansion of our CSR outreach.





# CSR INITIATIVES IN FY24



Rural Advancement



Educational Advancement



Digital Learning



Environmental Advancement



Inner Well-being

Apart from focussing on the above areas, we continue to support the Indigo Art Museum project, and promote the Indology Project.

- **Indigo Art Museum**

A museum dedicated to Indigo and its associated materials, the Indigo Art Museum has been set up by Arvind Indigo Foundation. It aims to preserve the heritage of indigo, reinventing and extending its magic. It encapsulates the tales, revolutionary struggles, trade, design thinking and artistic collaborations surrounding the colour indigo. The museum intends to serve as a laboratory for ideas and practices and can touch new precipice in years to come.

FY24 witnessed a scale-up in the Indigo Art Museum's outreach, as it extended its commitment to promoting art and culture beyond the museum walls. The Museum launched a groundbreaking Artist Residency Programme, providing professional artists with studio working spaces, access to

traditional indigo knowledge, and resources to explore the artistic potential of indigo as well as other natural dyes. The initiative will give the artists the opportunity to explore diverse materials and artistic possibilities, and to experiment with innovative applications of indigo. The residency programme intends to enrich artistic careers, expand the public understanding of indigo, and foster a vibrant space for creative exploration and collaboration. The Indigo Art Museum remains committed to cultivating new generations of indigo artists and championing this dye's artistic potential.

In another initiative, the Museum has partnered with the prestigious Kingpins trade show, to showcase an artwork by reputed Indian artist Mr. Amit Ambalal to a global audience of industry leaders, designers, artists and trendsetters. This participation opened doors for potential collaborations and has also positioned the Museum at the forefront of indigo dye's artistic resurgence.

*Indigo Art Museum unveiled at Kingpins Amsterdam (2024)*



### • Indology Project

Indology encompasses the study of various aspects of Indian civilisation, including language, literature, philosophy, religion, art, and history. In our endeavour to appreciate and promote national heritage, art and culture, we have extended support to the Indology project in partnership with Lalbhai Dalpatbhai Bhartiya Sanskriti Vidya Mandir (LDBSVM). The project aims to foster:

- Preservation of manuscripts
- Digitisation of manuscripts
- Automating the library that has rare books
- Purchase of books
- Upgrading the Manuscript Data Archival Software System for tracking the digitised and archived manuscripts
- Upgradation of infrastructure

## OTHER CSR INITIATIVES

### • Rural Advancement

Under the broad theme of **Rural Advancement**, the Arvind Rural Transformation Initiative (ARTI) is a combination of long-term integrated programmes focussed in defined geographies. The initiatives are broadly based in Gujarat. The projects are being implemented at Kalol in Gandhinagar, Garudeshwar, in the Aspirational district Narmada, and other parts of Gujarat to promote inner wellbeing project.

The long-term rural advancement strategy of Arvind Limited hinges on two elements – education, environment & earning. Some health & nutrition initiatives are also taken as per the need and demand of the community. The education component has a digital literacy program in which we provided digital training to more than 6,500 students, and under continued education, we brought more than 70 students into mainstream education and provided scholarships to 319 students for higher education. Under the earning component, we have supported around 1,000 rural people to improve their livelihood. Another very interesting programme under our rural advancement element is the Tribal Homestay Project. It is being carried out near the world famous tourist destination at Statue of Unity in Kevadia in the Aspirational district of Narmada. A total of 47 rooms were created, leading to income generation for the families in the last three years. We have identified 12 new homes and started the work for their development. The idea is to create a Homestay Cluster supported by Arvind Foundation, and create long-term income for the rural tribal community.

### • Educational Advancement

A significant Educational Advancement initiative, Project Gyanda has been started as a Supplementary Education programme for rural and urban students. Both offline and online modes are being leveraged to impart education under this programme. The pre-primary section in our Gyanda centres further supports children to upgrade their knowledge and skills in literacy and numeracy by the end of grade 3.

### • The Digital Learning Program:

The digital Learning program is being offered in partnership with computer major Hewlett-Packard (HP) and Arvind Foundation. This program is being carried out through Arvind HP CLAP vehicles and an Arvind HP WOW bus. The HP CLAP (Continued Learning Access Program) has a van that has 120 HP Laptops to bring digital literacy to rural masses.

### • Environmental Advancement

Plantation is crucial to a sustainable environment and better quality of life. As part of our environmental advancement initiative, we planted 1 lakh plants in FY24. The drive saw extensive participation by 618 students, who planted trees in their school campuses under our school greening programme. In addition, our active involvement in the environment club, set up in schools, also helps in raising greater awareness about the importance of plantation.

The plantation drive was conducted in three modes:

- Plantation at individual homes
- Plantation in schools & crematorium
- Plantation at block and taluka level at large plots

### • Inner well-being programme

Under the inner well-being programme, heartfulness meditation sessions are organised for people in villages, schools and rural institutions of rural Rajasthan and Gujarat. The programme was conducted in close to 200 villages, promoting holistic well-being amongst participants. More than 9,000 people have been touched under the inner wellbeing programme.

## Local Community

We feel extremely responsible, and share a special bond with the local communities, comprising people residing near our manufacturing units. To promote ownership, we proactively engage with them, through our CSR initiatives as well as our business activities. This also results in greater sustainability and success for us over the long term.



## GOVERNMENT

The pivotal role played by the government in policy-making and creating an enabling environment for businesses to grow and scale makes it an important stakeholder for any organisation. At Arvind, we have built several mechanisms to engage with the government and actively participate in their policy-making process. Our leadership team is a part of multiple government committees, as well as the committee's set-up by the industrial bodies, for co-creating a strong legal and regulatory framework.

### Mr. Kulin Lalbhai

Chairman, CII National Committee on Textiles

Chairman, CII Gujarat Council

Head, CII subcommittee on the India-EU FTA negotiations

Vice Chairman, Retailers Association of India (RAI)

### Mr. Ankur D. Trivedi

Member, State Advisory Committee for Textile Sector,  
Government of Madhya Pradesh

### Mr. Abhishek Bansal

Vice President, Corporate Sustainability is on the board of  
ZDHC and SLCP

### Mr. D. J. Yadav

Past Chairman, CII Gujarat Council

### Mr. Niraj Lal

Member, CII National Committee on CSR

### Mr. Marshal Sonavane

Member, Production and General Engineering Department of  
Bureau of Indian Standards for creating Standards for Sports  
Goods in India

## Tax paid to the Govt. (in ₹ Crores)

FY21	FY22	FY23	FY24
11	26	100	129

## SUPPLIERS

Our suppliers include farmers, Micro, Small & Medium Enterprises (MSMEs), and multinational corporations. We collaborate and engage with them on a continuous basis to help them scale up and build capabilities. The initiatives include:

- Helping them understand and become familiar with Arvind's Sourcing Policy and Code of Conduct.
- The supplier code of conduct can be viewed at the Corporate Governance section of our corporate website. This code of conduct is an integral part of the business relationship with our suppliers.
- Enabling them to solve grievances through an Ethics Helpline Portal. The portal enables any supplier to post their complaints or grievances. Portal Link: <https://www.arvind.ethicshelpline.in/portal/en/home>
- Sharing sustainability practices, and building capacity through trainings, exposure visits, etc.
- Paying a premium for sustainable produce to the farmers.

## Governance

Arvind Limited continues to enhance its transformational efforts to drive greater innovation with the overarching aim of protecting the interests of its stakeholders. Led by its responsibility ethos, the Company remains focussed on creating a sustainable eco-system to drive long-term growth and value creation.

We have in place a robust corporate governance framework, structured to uphold the highest level of integrity, accountability and transparency. Our decisions and actions are aligned to this philosophy, and our visionary leadership team works collectively to ensure a healthy, fair and compliant corporate culture.

With good governance as its core, our corporate governance framework is guided by our experienced and visionary Board of Directors. The Board defines the rules, practices and processes essential to the effective management of the Company, and to serve the interests of all its stakeholders, not just for today but in the long term.

Strong environmental awareness, ethical behaviour, well-articulated corporate strategy, adequate compensation, and effective risk management, amongst others, are the pillars around which our corporate governance framework is structured. The framework is crafted to help the Company to continuously reduce its environmental footprint while concurrently ensuring the maximum benefits for our business, people and communities.

### CORPORATE GOVERNANCE PHILOSOPHY: KEY TENETS

The key tenets of our corporate government policy are aligned with our vision and values, and focussed on increasing stakeholders' value. They are crafted to promote long-term growth and success for the Company, and are rooted in the following principles:

- Satisfy the spirit and not just the letter of the law.
- Corporate governance standards should go beyond the law.
- Be transparent and maintain a high degree of disclosure.
- Make a clear distinction between personal conveniences and corporate resources.
- Communicate externally, in a truthful manner, about how the Company is run internally.
- Have a simple and transparent corporate structure driven solely by business needs.
- The Management is the trustee, not the owner of shareholders' capital.

### SHARED OWNERSHIP REQUIREMENTS

At Arvind, there is no management ownership requirement for the CEO or other members of the executive committee.

### ANTI-CORRUPTION AND BRIBERY

We have set up an Ethics Helpline Portal (<https://www.arvind.ethicshelpline.in/portal/en/home>) for employees to post any grievances related to human rights impacts or issues. During the year, 15 grievances were received on this portal and 14 were resolved.

### Contributions & Other Spending

The management had decided to make no contribution to political campaigns/political organisations, lobbyists or lobbying organisations, trade associations, and other tax exempt groups whose primary role is to create or influence public policy in the reporting period.

## Our Board of Directors

At Arvind, we follow a one-tier system for the Board of Directors. Our Board comprises 4 Executive Directors and 5 Independent Directors, the details of which are given below:

Name	Designation	Tenure (In Years)	Committee(s)
Mr. Sanjay Lalbhai	Chairman	45	S C
Mr. Punit Lalbhai	Vice Chairman	12	E C R
Mr. Kulin Lalbhai	Vice Chairman	12	
Mr. Jayesh Shah	Director & Group CFO	22	A S C R E
Dr. Bakul Dholakia	Independent Director	14	A S N C R
Mr. Dileep Choksi	Independent Director	9	A N R
Mr. Nilesh Shah	Independent Director	10	A N R
Mr. Arpit Patel	Independent Director	5	A R E
Ms. Ismet Khambatta	Independent Director	2	N

Note: The above list of directors is as on March 31, 2024, and the average tenure of the Board members is 14.55 years.

Following changes occurred in the Board of Directors after March 31, 2024:

- Mr. Dileep Choksi retired as an Independent Director w.e.f May 12, 2024
- Mr. Arpit Patel ceased to be an Independent Director due to sad demise on May 21, 2024
- Mr. Susheel Kaul was appointed as Managing Director & President (Textiles) w.e.f May 6, 2024
- Mr. Nilesh Mehta was appointed as an Independent Director w.e.f May 12, 2024
- Mr. Nagesh Pingre was appointed as an Independent Director w.e.f June 21, 2024

### Board Committees

A	Audit Committee
S	Stakeholder's Relationship Committee
N	Nomination & Remuneration Committee
C	Corporate Social Responsibility Committee
R	Risk Management Committee
E	ESG Committee

● Chairperson

● Member



## IT SECURITY / CYBERSECURITY GOVERNANCE

Arvind's IT operates in close collaboration with the core business objectives to drive organisational success. IT plays a pivotal role in fostering synergies and creating value through innovative application of technology.

Arvind's IT has established deep-rooted connections within each of our businesses, empowering them to harness cutting-edge technology for the enhancement of operational outcomes. IT has been the cornerstone of our Group's growth trajectory, continually injecting innovation and transformative elements into the ever-evolving landscape of business platforms and Digital Business Ecosystems.

At the forefront of the Group's digital transformation journey, Arvind's IT leads the charge in developing Business and Technology platforms across critical domains such as Customer Experience, Employee Experience, Logistics, Procurement, Energy Management, and more. Its unwavering commitment is to generate tangible business value, serving as the guiding principle for all its projects and activities.

The Board has delegated the responsibility of providing structured and systematic oversight of the Cybersecurity Governance Process to the Risk Management Committee. At the Management level, the Chief Information Officer (CIO) is responsible for overseeing Cyber Security for Arvind Limited. The current CIO is Mr. Nitin Parmar.

## Corporate Information

### Chief Financial Officer

**Mr. Nigam Shah**

### Company Secretary

**Mr. Krunal Bhatt**

### Auditors

**Deloitte Haskins & Sells LLP**

Chartered Accountants  
19<sup>th</sup> Floor, Shapath V, SG Highway,  
Ahmedabad - 380 015

### Bankers

State Bank of India  
Bank of Baroda  
HDFC Bank Ltd.  
ICICI Bank Ltd.  
Yes Bank Ltd.  
Axis Bank Ltd.  
IDBI Bank Ltd.  
Standard Chartered Bank  
Canara Bank  
HDFC Limited  
Kotak Mahindra Bank Ltd.  
IndusInd Bank Ltd.  
IDFC Bank Ltd.  
RBL Bank Ltd.  
Shinhan Bank

### Registered Office

Naroda Road, Ahmedabad - 380 025,  
Gujarat, India  
[www.arvind.com](http://www.arvind.com)

### Registrar & Transfer Agents

**Link Intime India Private Limited**

5<sup>th</sup> Floor, 506-508,  
Amarnath Business Centre-1 (ABC-1),  
Beside Gala Business Centre (GBC),  
Near St. Xavier's College Corner,  
Off CG Road, Ellisbridge,  
Ahmedabad - 380 006  
Phone Nos: 079 - 26465179/86/87  
Fax No: 079 - 26465179  
E-Mail: [ahmedabad@linkintime.co.in](mailto:ahmedabad@linkintime.co.in)  
Website: [www.linkintime.co.in](http://www.linkintime.co.in)

## Notice

NOTICE is hereby given that the Annual General Meeting of the members of the Company will be held on Thursday, 1<sup>st</sup> August, 2024 at 3:30 p.m. (IST) through Video Conference (“VC”)/ Other Audio Visual Means (“OAVM”) (hereinafter referred to as “electronic mode”) to transact the following Business:

### ORDINARY BUSINESS

1. To receive, consider and adopt the audited financial statements [including consolidated financial statements] of the Company for the financial year ended 31<sup>st</sup> March, 2024 and the reports of the Directors and Auditors thereon.
2. To declare dividend on equity shares for the financial year ended 31<sup>st</sup> March, 2024.
3. To appoint a Director in place of Mr. Kulin Lalbhai (DIN: 05206878), who retires by rotation and being eligible, offers himself for re-appointment.

### SPECIAL BUSINESS

4. To consider and, if thought fit, to pass with or without modification(s), the following resolution as a Special Resolution:

“RESOLVED THAT pursuant to the provisions of Sections 149, 150, 152 read with Schedule IV to the Companies Act, 2013 (“the Act”) and any other applicable provisions of the Act and the rules made thereunder and the applicable provisions of the Securities and Exchange Board of India (Listing Obligations and Disclosure Requirements) Regulations, 2015 (including any statutory modification(s) or re-enactment(s) thereof), Mr. Nagesh Pingre (DIN: 00062900), who was appointed by the Board of Directors as an Additional Director in the capacity of Independent Director with effect from 21<sup>st</sup> June, 2024, who qualifies for being appointed as an Independent Director and in respect of whom the Company has received a notice in writing under section 160 of the Act from a Member

proposing his candidature for the office of Director, be and is hereby appointed as an Independent Director of the Company, not liable to retire by rotation and to hold office for an initial term of five consecutive years i.e. upto 20<sup>th</sup> June, 2029”

RESOLVED FURTHER THAT the Board of Directors be and is hereby authorised to do all acts and take all such steps as may be necessary, proper or expedient to give effect to this resolution.”

5. To consider and, if thought fit, to pass with or without modification(s), the following resolution as an Ordinary Resolution:

“RESOLVED THAT pursuant to the provisions of Section 148 and any other applicable provisions of the Companies Act, 2013, read with the Companies (Audit and Auditors) Rules, 2014 (including any statutory modification(s) or re-enactment thereof, for the time being in force), the remuneration of ₹ 4.15 lakhs (Rupees four lakhs fifteen thousand only) plus applicable taxes and reimbursement of out-of-pocket expenses in connection with the audit, payable to M/s. Kiran J. Mehta & Co., Cost Accountants, Ahmedabad having Firm Registration No. 000025, appointed by the Board to conduct the audit of the cost records of the Company for the financial year ending 31<sup>st</sup> March, 2025, be and is hereby ratified and confirmed.

RESOLVED FURTHER THAT the Board of Directors of the Company be and is hereby authorized to do all such acts and take all such steps as maybe necessary, proper or expedient to give effect to this Resolution.”

Registered Office:  
Naroda Road  
Ahmedabad - 380025

Date : 3<sup>rd</sup> July, 2024

**By Order of the Board**

**Krunal Bhatt**  
Company Secretary  
Membership No. A 20162



## NOTES

1. Pursuant to Circular Nos. 14/2020 dated 8<sup>th</sup> April, 2020, 17/2020 dated 13<sup>th</sup> April, 2020, 20/2020 dated 5<sup>th</sup> May, 2020 and subsequent circulars issued in this regard, the latest being 09/2023 dated 25<sup>th</sup> September, 2023, issued by the Ministry of Corporate Affairs and circular no. SEBI/HO/CFD/CFD-PoD-2/P/CIR/2023/167 dated 7<sup>th</sup> October, 2023 issued by SEBI, annual general meeting can be held through video conferencing (VC) or other audio visual means (OAVM) without physical attendance of the Members at the AGM venue. Hence, Members can attend and participate in the ensuing AGM through VC/OAVM.
2. The Notice of the Annual General Meeting along with the Annual Report for the financial year 2023-24 is being sent only by electronic mode to those Members whose email addresses are registered with the Company/ Depositories in accordance with the aforesaid MCA and SEBI Circulars. Members may note that the Notice of Annual General Meeting and Annual Report for the financial year 2023-24 will also be available on the Company's website <https://www.arvind.com>; websites of the Stock Exchanges i.e. National Stock Exchange of India Ltd and BSE Limited at [www.nseindia.com](http://www.nseindia.com) and [www.bseindia.com](http://www.bseindia.com) respectively.
3. Pursuant to the provisions of the Companies Act, 2013, a Member entitled to attend and vote at the Annual General Meeting is entitled to appoint a proxy to attend and vote on his/her behalf and the proxy need not be a Member of the Company. Since this AGM is being held pursuant to the aforesaid MCA and SEBI Circulars through VC/OAVM, physical attendance of Members has been dispensed with. Accordingly, the facility for appointment of proxies by the Members will not be available for the Annual General Meeting and hence the Proxy Form, Attendance Slip and Route Map of AGM are not annexed to the Notice.
4. Members attending the meeting through VC/OAVM shall be counted for the purposes of reckoning the quorum under Section 103 of the Companies Act, 2013.
5. In case of joint holders attending the AGM, the Member whose name appears as the first holder in the order of names as per the Register of Members of the Company will be entitled to vote.
6. The Members can join the AGM in the VC/OAVM mode 15 minutes before and after the scheduled time of the commencement of the Meeting by following the procedure mentioned in the Notice. The facility of participation at the AGM through VC/OAVM will be made available for 1000 members on first come first served basis. This will not include large Shareholders (Shareholders holding 2% or more shareholding), Promoters, Institutional Investors, Directors, Key Managerial Personnel, the Chairpersons of the Audit Committee, Nomination and Remuneration Committee and Stakeholders Relationship Committee, Auditors etc. who are allowed to attend the AGM without restriction on account of first come first served basis.
7. The relative Explanatory Statement pursuant to Section 102 of the Companies Act, 2013 setting out material facts concerning the business under Item Nos. 4 to 5 of the Notice, is annexed hereto. The relevant details, as required under Regulation 36(3) of SEBI (Listing Obligations and Disclosure Requirements) Regulations, 2015 and Secretarial Standard – 2 on General Meetings issued by the Institute of Company Secretaries of India, of the person seeking appointment/re-appointment as a Director under Item No. 3 and 4 of the Notice is also annexed to the notice.
8. The Company has fixed Friday, 19<sup>th</sup> July, 2024 as the “Record Date” for determining entitlement of members to receive dividend for the financial year ended on 31<sup>st</sup> March, 2024, if approved at the Annual General Meeting.
9. Members whose names are recorded in the Register of Members or in the Register of Beneficial Owners maintained by the Depositories as on the Record Date shall be entitled for the dividend which will be paid within thirty days of date of Annual General Meetings, subject to applicable TDS.  
  
Effective from 1<sup>st</sup> April, 2024, SEBI has mandated that the shareholders, who hold shares in physical mode and whose folios are not updated with any of the KYC details [viz., (i) PAN (ii) Contact Details (iii) Mobile Number (iv) Bank Account Details and (v) Signature], shall be eligible to get dividend only in electronic mode. Accordingly, payment of dividend, subject to approval at the AGM, shall be paid to physical holders only after the above details are updated in their folios. Shareholders are requested to complete their KYC by writing to the Company's RTA, Link Intime India Private Limited.
10. TDS ON DIVIDEND: Pursuant to the changes introduced by the Finance Act 2020, w.e.f. 1<sup>st</sup> April 2020, the Company would be required to deduct tax at source (TDS) at the prescribed rates on the dividend paid to its shareholders. The TDS rate would vary depending on the residential status of the shareholder and the documents submitted by them and accepted by the Company. Accordingly, the above referred Final Dividend and Special Dividend will be paid after deducting the TDS. The Company will be sending out individual communication to the shareholders who have



registered their email IDs with us. For the detailed process, the information is available on the Company's website at <https://www.arvind.com/investor-updates>.

11. Members are requested to intimate changes, if any, pertaining to their name, postal address, email address, telephone/ mobile numbers, PAN, mandates, nominations, power of attorney, bank details such as, name of the bank and branch details, bank account number, MICR code, IFSC code, etc., to their DPs in case the shares are held by them in electronic form and to the Company's Registrars and Transfer Agents, Link Intime India Pvt. Ltd. in case the shares are held by them in physical form.
12. SEBI vide its notification dated 25<sup>th</sup> January, 2022 has mandated that all requests for transfer of securities including transmission and transposition requests shall be processed only in dematerialized form. In view of the same and to eliminate all risks associated with physical shares and avail various benefits of dematerialization, Members are advised to dematerialize the shares held by them in physical form. Members can contact the Company or Link Intime India Pvt. Ltd., for assistance in this regard.
13. Members holding shares in physical form, in identical order of names, in more than one folio are requested to send to the Company or Link Intime India Pvt. Ltd., the details of such folios together with the share certificates along with the requisite KYC Documents for consolidating their holdings in one folio. Requests for consolidation of share certificates shall be processed in dematerialized form.
14. As per the provisions of Section 72 of the Companies Act, 2013, the facility for making nomination is available to the Members in respect of the shares held by them. Members who have not yet registered their nomination are requested to register the same by submitting Form No. SH-13. If a Member desires to opt-out or cancel the earlier nomination and record a fresh nomination, the Member may submit the same in Form ISR-3 or Form SH-14, as the case may be. The said forms can be downloaded from the Company's website at <https://www.arvind.com/investor-updates>. Members are requested to submit the said form to their DPs in case the shares are held in electronic form and to the RTA at [ahmedabad@linkintime.co.in](mailto:ahmedabad@linkintime.co.in) in case the shares are held in physical form, quoting their folio no(s).
15. Members intending to require information about Accounts in the Meeting are requested to inform the Company at least 7 days in advance of the AGM.

16. Members are requested to note that, dividends if not encashed for a period of 7 years from the date of transfer to Unpaid Dividend Account of the Company, are liable to be transferred to the Investor Education and Protection Fund ("IEPF"). Further, all the shares in respect of which dividend has remained unclaimed for 7 consecutive years or more from the date of transfer to unpaid dividend account shall also be transferred to IEPF Authority. In view of this, Members are requested to claim their dividends from the Company, within the stipulated timeline. The Members, whose unclaimed dividends/shares have been transferred to IEPF, may claim the same by making an online application to the IEPF Authority in web Form No. IEPF-5 available on [www.iepf.gov.in](http://www.iepf.gov.in). For details, please refer to Corporate Governance Report which is a part of this report.
17. All documents referred to in the accompanying Notice of the AGM and explanatory statement shall be open for inspection without any fee at the registered office of the Company during normal business hours on any working day upto and including the date of the AGM of the Company.

**18. Instructions for e-Voting and joining the AGM are as follows:**

- I. Pursuant to the provisions of Section 108 of the Companies Act, 2013 read with Rule 20 of the Companies (Management and Administration) Rules, 2014, Regulation 44 of SEBI (Listing Obligations & Disclosure Requirements) Regulations 2015, and aforesaid MCA Circulars, the Company is providing facility of remote e-Voting to its Members in respect of the business to be transacted at the AGM. For this purpose, the Company has appointed National Securities Depository Limited ("NSDL") as the authorized agency, for facilitating voting through electronic means i.e. remote e-Voting and e-Voting during the AGM.
- II. Mr. Hitesh Buch, Practicing Company Secretary (Membership No. FCS 3145, COP 8195) has been appointed as the Scrutinizer to scrutinize the e-Voting during the AGM and remote e-Voting in a fair and transparent manner.
- III. The Results of voting will be declared within 2 working days from the conclusion of the AGM. The declared Results, along with the Scrutinizer's Report will be submitted to the Stock Exchanges where the Company's equity shares are listed (BSE Limited & National Stock Exchange of India Limited) and shall also be displayed on the Company's website <https://www.arvind.com>.

[www.arvind.com](http://www.arvind.com) and NSDL's website [www.evoting.nsdl.com](http://www.evoting.nsdl.com).

- IV. Voting rights of the Members for voting through remote e-Voting and voting during the AGM shall be in proportion to shares of the paid-up equity share capital of the Company as on the cut-off date i.e. Thursday, 25<sup>th</sup> July, 2024. A person, whose name is recorded in the Register of Members or in the Register of Beneficial owners (as at the end of the business hours) maintained by the depositories as on the cut-off date shall only be entitled to avail the facility of remote e-Voting and voting during the AGM. A person who is not a Member as on the cut-off date should treat this Notice for information purposes only.
- V. The remote e-Voting facility will be available during the following period:
  - a. Commencement of remote e-Voting: 9:00 A.M. (IST) on Monday, 29<sup>th</sup> July, 2024.
  - b. End of remote e-Voting: 5:00 P.M. (IST) on Wednesday, 31<sup>st</sup> July, 2024.
  - c. The remote e-Voting will not be allowed beyond the aforesaid date and time and the remote e-Voting module shall be disabled by NSDL upon expiry of aforesaid period.
- VI. Those Members, who will be present in the AGM through VC/OAVM facility and have not cast their vote on the Resolutions through remote e-Voting and are otherwise not barred from doing so, shall be eligible to vote through e-Voting system during the AGM.
- VII. The Members who have cast their vote by remote e-Voting prior to the AGM may also attend/ participate in the AGM through VC/OAVM but shall not be entitled to cast their vote again.
- VIII. Any person, who acquires shares of the Company and becomes a Member of the Company after sending of the Notice and holds shares as of the cut-off date, may obtain the login ID and password by sending a request at [evoting@nsdl.co.in](mailto:evoting@nsdl.co.in) mentioning their demat account number/ folio number, PAN, name and registered address. However, if he/ she is already registered with NSDL for remote e-Voting then he/ she can use his/ her existing User ID and password for casting the vote.

#### IX. Process and manner for Remote e-Voting:

How do I vote electronically using NSDL e-voting system?

The way to vote electronically on NSDL e-Voting system consists of "Two Steps" which are mentioned below:





#### STEP 1: ACCESS TO NSDL E-VOTING SYSTEM

##### A) Login method for e-Voting and joining virtual meeting for Individual shareholders holding securities in demat mode

In terms of SEBI circular dated 9<sup>th</sup> December, 2020 on e-Voting facility provided by Listed Companies, Individual shareholders holding securities in demat mode are allowed to vote through their demat account maintained with Depositories and Depository Participants. Shareholders are advised to update their mobile number and email Id in their demat accounts in order to access e-Voting facility.

Login method for Individual shareholders holding securities in demat mode is given below:

Type of shareholders	Login Method
Individual Shareholders holding securities in demat mode with NSDL.	<ol style="list-style-type: none"> <li>Existing <b>IDeAS</b> user can visit the e-Services website of NSDL Viz. <a href="https://eservices.nsdl.com">https://eservices.nsdl.com</a> either on a Personal Computer or on a mobile. On the e-Services home page click on the "<b>Beneficial Owner</b>" icon under "<b>Login</b>" which is available under 'IDeAS' section, this will prompt you to enter your existing User ID and Password. After successful authentication, you will be able to see e-Voting services under Value added services. Click on "<b>Access to e-Voting</b>" under e-Voting services and you will be able to see e-Voting page. Click on company name or <b>e-Voting service provider i.e. NSDL</b> and you will be re-directed to e-Voting website of NSDL for casting your vote during the remote e-Voting period or joining virtual meeting &amp; voting during the meeting.</li> <li>If you are not registered for IDeAS e-Services, option to register is available at <a href="https://eservices.nsdl.com">https://eservices.nsdl.com</a>. Select "<b>Register Online for IDeAS Portal</b>" or click at <a href="https://eservices.nsdl.com/SecureWeb/IdeasDirectReg.jsp">https://eservices.nsdl.com/SecureWeb/IdeasDirectReg.jsp</a></li> </ol>

Type of shareholders	Login Method
	<ol style="list-style-type: none"> <li>Visit the e-Voting website of NSDL. Open web browser by typing the following URL: <a href="https://www.evoting.nsdl.com/">https://www.evoting.nsdl.com/</a> either on a Personal Computer or on a mobile. Once the home page of e-Voting system is launched, click on the icon “Login” which is available under ‘Shareholder/Member’ section. A new screen will open. You will have to enter your User ID (i.e. your sixteen digit demat account number hold with NSDL), Password/OTP and a Verification Code as shown on the screen. After successful authentication, you will be redirected to NSDL Depository site wherein you can see e-Voting page. Click on company name or <b>e-Voting service provider i.e. NSDL</b> and you will be redirected to e-Voting website of NSDL for casting your vote during the remote e-Voting period or joining virtual meeting &amp; voting during the meeting.</li> <li>Shareholders/Members can also download NSDL Mobile App “<b>NSDL Speede</b>” facility by scanning the QR code mentioned below for seamless voting experience.</li> </ol> <p style="text-align: center;"><b>NSDL Mobile App is available on</b></p> <div style="display: flex; justify-content: center; align-items: center;">  App Store  Google Play </div> <div style="display: flex; justify-content: center; align-items: center; margin-top: 10px;">   </div>
Individual Shareholders holding securities in demat mode with CDSL	<ol style="list-style-type: none"> <li>Users who have opted for CDSL Easi / Easiest facility, can login through their existing user id and password. Option will be made available to reach e-Voting page without any further authentication. The users to login Easi /Easiest are requested to visit CDSL website <a href="http://www.cdslindia.com">www.cdslindia.com</a> and click on login icon &amp; New System Myeasi Tab and then use your existing my easi username &amp; password.</li> <li>After successful login the Easi / Easiest user will be able to see the e-Voting option for eligible companies where the e-voting is in progress as per the information provided by company.</li> </ol>

Type of shareholders	Login Method
	<p>On clicking the e-voting option, the user will be able to see e-Voting page of the e-Voting service provider for casting your vote during the remote e-Voting period or joining virtual meeting &amp; voting during the meeting. Additionally, there is also links provided to access the system of all e-Voting Service Providers, so that the user can visit the e-Voting service providers’ website directly.</p> <ol style="list-style-type: none"> <li>If the user is not registered for Easi/ Easiest, option to register is available at CDSL website <a href="http://www.cdslindia.com">www.cdslindia.com</a> and click on login &amp; New System Myeasi Tab and then click on registration option.</li> <li>Alternatively, the user can directly access e-Voting page by providing demat Account Number and PAN No. from a link in <a href="http://www.cdslindia.com">www.cdslindia.com</a> home page. The system will authenticate the user by sending OTP on registered Mobile &amp; Email as recorded in the demat Account. After successful authentication, user will be able to see the e-Voting option where the e-voting is in progress and also able to directly access the system of all e-Voting Service Providers.</li> <li>After successful authentication, user will be provided links for the respective ESP i.e. <b>NSDL</b> where the e-Voting is in progress.</li> </ol> <p>Individual Shareholders (holding securities in demat mode) login through their depository participants</p> <p>You can also login using the login credentials of your demat account through your Depository Participant registered with NSDL/CDSL for e-Voting facility. Upon logging in, you will be able to see e-Voting option. Click on e-Voting option, you will be redirected to NSDL/CDSL Depository site after successful authentication, wherein you can see e-Voting feature. Click on company name or e-Voting service provider i.e. NSDL and you will be redirected to e-Voting website of NSDL for casting your vote during the remote e-Voting period or joining virtual meeting &amp; voting during the meeting.</p>

**Important note:** Members who are unable to retrieve User ID/ Password are advised to use Forget User ID and Forget Password option available at abovementioned website.





**Helpdesk for Individual Shareholders holding securities in demat mode for any technical issues related to login through Depository i.e. NSDL and CDSL.**

Login type	Helpdesk details
Individual Shareholders holding securities in demat mode with NSDL	Members facing any technical issue in login can contact NSDL helpdesk by sending a request at <a href="mailto:evoting@nsdl.co.in">evoting@nsdl.co.in</a> or call at 1800 1020 990 and 1800 22 44 30
Individual Shareholders holding securities in demat mode with CDSL	Members facing any technical issue in login can contact CDSL helpdesk by sending a request at <a href="mailto:helpdesk.evoting@cdslindia.com">helpdesk.evoting@cdslindia.com</a> or contact at toll free no. 022- 23058738 or 022-23058542-43

**B) Login Method for e-Voting and joining virtual meeting for shareholders other than Individual shareholders holding securities in demat mode and shareholders holding securities in physical mode.**

**How to Log-in to NSDL e-Voting website?**

- Visit the e-Voting website of NSDL. Open web browser by typing the following URL: <https://www.evoting.nsdl.com/> either on a Personal Computer or on a mobile.
- Once the home page of e-Voting system is launched, click on the icon “Login” which is available under ‘Shareholder/Member’ section.
- A new screen will open. You will have to enter your User ID, your Password/OTP and a Verification Code as shown on the screen.

Alternatively, if you are registered for NSDL eservices i.e. IDEAS, you can log-in at <https://eservices.nsdl.com/> with your existing IDEAS login. Once you log-in to NSDL eservices after using your log-in credentials, click on e-Voting and you can proceed to Step 2 i.e. Cast your vote electronically.

- Your User ID details are given below :

Manner of holding shares i.e. Demat (NSDL or CDSL) or Physical	Your User ID is:
a) For Members who hold shares in demat account with NSDL.	8 Character DP ID followed by 8 Digit Client ID For example if your DP ID is IN300*** and Client ID is 12***** then your user ID is IN300***12*****.

**Manner of holding shares i.e. Demat (NSDL or CDSL) or Physical**

**Your User ID is:**

b) For Members who hold shares in demat account with CDSL.	16 Digit Beneficiary ID For example if your Beneficiary ID is 12***** then your user ID is 12*****
c) For Members holding shares in Physical Form.	EVEN Number followed by Folio Number registered with the company For example if folio number is 001*** and EVEN is 101456 then user ID is 101456001***

- Password details for shareholders other than Individual shareholders are given below:

- If you are already registered for e-Voting, then you can use your existing password to login and cast your vote.
- If you are using NSDL e-Voting system for the first time, you will need to retrieve the ‘initial password’ which was communicated to you. Once you retrieve your ‘initial password’, you need to enter the ‘initial password’ and the system will force you to change your password.
- How to retrieve your ‘initial password’?
  - If your email ID is registered in your demat account or with the company, your ‘initial password’ is communicated to you on your email ID. Trace the email sent to you from NSDL from your mailbox. Open the email and open the attachment i.e. a .pdf file. Open the .pdf file. The password to open the .pdf file is your 8 digit client ID for NSDL account, last 8 digits of client ID for CDSL account or folio number for shares held in physical form. The .pdf file contains your ‘User ID’ and your ‘initial password’.
  - If your email ID is not registered, please follow steps mentioned below in **process for those shareholders whose email ids are not registered.**

- If you are unable to retrieve or have not received the “Initial password” or have forgotten your password:

- Click on “**Forgot User Details/Password?**”(If you are holding shares in your demat account with NSDL or CDSL) option available on [www.evoting.nsdl.com](http://www.evoting.nsdl.com)

- b) **“Physical User Reset Password?”** (If you are holding shares in physical mode) option available on [www.evoting.nsdl.com](http://www.evoting.nsdl.com).
  - c) If you are still unable to get the password by aforesaid two options, you can send a request at [evoting@nsdl.co.in](mailto:evoting@nsdl.co.in) mentioning your demat account number/folio number, your PAN, your name and your registered address etc.
  - d) Members can also use the OTP (One Time Password) based login for casting the votes on the e-Voting system of NSDL.
7. After entering your password, tick on Agree to “Terms and Conditions” by selecting on the check box.
  8. Now, you will have to click on “Login” button.
  9. After you click on the “Login” button, Home page of e-Voting will open.

## STEP 2: CAST YOUR VOTE ELECTRONICALLY AND JOIN GENERAL MEETING ON NSDL E-VOTING SYSTEM.

### How to cast your vote electronically and join General Meeting on NSDL e-Voting system?

1. After successful login at Step 1, you will be able to see all the companies “EVEN” in which you are holding shares and whose voting cycle and General Meeting is in active status.
2. Select “EVEN” of company for which you wish to cast your vote during the remote e-Voting period and casting your vote during the General Meeting. For joining virtual meeting, you need to click on “VC/OAVM” link placed under “Join Meeting”.
3. Now you are ready for e-Voting as the Voting page opens.
4. Cast your vote by selecting appropriate options i.e. assent or dissent, verify/modify the number of shares for which you wish to cast your vote and click on “Submit” and also “Confirm” when prompted.
5. Upon confirmation, the message “Vote cast successfully” will be displayed.
6. You can also take the printout of the votes cast by you by clicking on the print option on the confirmation page.
7. Once you confirm your vote on the resolution, you will not be allowed to modify your vote.

### General Guidelines for shareholders

1. Institutional shareholders (i.e. other than individuals, HUF, NRI etc.) are required to send scanned copy (PDF/JPG Format) of the relevant Board Resolution/ Authority letter etc. with attested specimen signature of the duly authorized signatory(ies) who are authorized to vote, to the Scrutinizer by e-mail to [pcs.buchassociates@gmail.com](mailto:pcs.buchassociates@gmail.com) with a copy marked to [evoting@nsdl.co.in](mailto:evoting@nsdl.co.in). Institutional shareholders (i.e. other than individuals, HUF, NRI etc.) can also upload their Board Resolution / Power of Attorney / Authority Letter etc. by clicking on **“Upload Board Resolution / Authority Letter”** displayed under **“e-Voting”** tab in their login.
2. It is strongly recommended not to share your password with any other person and take utmost care to keep your password confidential. Login to the e-voting website will be disabled upon five unsuccessful attempts to key in the correct password. In such an event, you will need to go through the “Forgot User Details/Password?” or “Physical User Reset Password?” option available on [www.evoting.nsdl.com](http://www.evoting.nsdl.com) to reset the password.
3. In case of any queries, you may refer the Frequently Asked Questions (FAQs) for Shareholders and e-voting user manual for Shareholders available at the download section of [www.evoting.nsdl.com](http://www.evoting.nsdl.com) or call on toll free no.: 1800 1020 990 and 1800 22 44 30 or send a request at [evoting@nsdl.co.in](mailto:evoting@nsdl.co.in)

### Process for those shareholders whose email ids are not registered with the depositories for procuring user id and password and registration of e -mail ids for e-voting for the resolutions set out in this notice:

1. In case shares are held in physical mode please provide Folio No., Name of shareholder, scanned copy of the share certificate (front and back), PAN (self-attested scanned copy of PAN card), AADHAR (self-attested scanned copy of Aadhar Card) by email to [investor@arvind.in](mailto:investor@arvind.in)
2. In case shares are held in demat mode, please provide DPID-CLID (16 digit DPID + CLID or 16 digit beneficiary ID), Name, client master or copy of Consolidated Account statement, PAN (self-attested scanned copy of PAN card), AADHAR (self-attested scanned copy of Aadhar Card) to [investor@arvind.in](mailto:investor@arvind.in). If you are an Individual shareholders holding securities in demat mode, you are requested to refer to the login method explained at **step 1 (A) i.e. Login method for e-Voting and joining virtual meeting for Individual shareholders holding securities in demat mode.**

3. Alternatively shareholders/members may send a request to [evoting@nsdl.co.in](mailto:evoting@nsdl.co.in) for procuring user id and password for e-voting by providing above mentioned documents.
4. In terms of SEBI circular dated December 9, 2020 on e-Voting facility provided by Listed Companies, Individual Shareholders holding securities in demat mode are allowed to vote through their demat account maintained with Depositories and Depository Participants. Shareholders are required to update their mobile number and email ID correctly in their demat account in order to access e-Voting facility.

#### THE INSTRUCTIONS FOR MEMBERS FOR E-VOTING ON THE DAY OF THE AGM ARE AS UNDER:-

1. The procedure for e-Voting on the day of the AGM is same as the instructions mentioned above for remote e-voting.
2. Only those Members/ shareholders, who will be present in the AGM through VC/OAVM facility and have not casted their vote on the Resolutions through remote e-Voting and are otherwise not barred from doing so, shall be eligible to vote through e-Voting system in the AGM.
3. Members who have voted through Remote e-Voting will be eligible to attend the AGM. However, they will not be eligible to vote at the AGM.
4. The details of the person who may be contacted for any grievances connected with the facility for e-Voting on the day of the AGM shall be the same person mentioned for Remote e-voting.

#### INSTRUCTIONS FOR MEMBERS FOR ATTENDING THE EGM/AGM THROUGH VC/OAVM ARE AS UNDER:

- I. Member will be provided with a facility to attend the AGM through VC/OAVM through the NSDL e-Voting system. Members may access by following the steps mentioned above for **Access to NSDL e-Voting system**. After successful login, you can see link of “VC/OAVM link” placed under “Join

**meeting”** menu against company name. You are requested to click on VC/OAVM link placed under Join General Meeting menu. The link for VC/OAVM will be available in Shareholder/Member login where the EVEN of Company will be displayed. Please note that the members who do not have the User ID and Password for e-Voting or have forgotten the User ID and Password may retrieve the same by following the remote e-Voting instructions mentioned in the notice to avoid last minute rush.

- II. Members are encouraged to join the Meeting through Laptops for better experience.
- III. Further Members will be required to allow Camera and use Internet with a good speed to avoid any disturbance during the meeting.
- IV. Please note that Participants Connecting from Mobile Devices or Tablets or through Laptop connecting via Mobile Hotspot may experience Audio/Video loss due to fluctuation in their respective network. It is therefore recommended to use Stable Wi-Fi or LAN Connection to mitigate any kind of aforesaid glitches.
- V. Shareholders who would like to express their views/have questions may send their questions in advance mentioning their name demat account number/folio number, email id, mobile number at [investor@arvind.in](mailto:investor@arvind.in). The same will be replied by the company suitably.
- VI. Those Members who have registered themselves as a speaker will only be allowed to express their views /ask questions during the AGM. The Company reserves the rights to restrict the number of speakers depending on availability of time for the AGM.

Registered Office:  
Naroda Road  
Ahmedabad - 380025

Date : 3<sup>rd</sup> July, 2024

**By Order of the Board**

**Krunal Bhatt**  
Company Secretary  
Membership No. A 20162



## EXPLANATORY STATEMENT UNDER SECTION 102(1) OF THE COMPANIES ACT, 2013

### Item No. 4

The Board of Directors, upon recommendation of Nomination and Remuneration Committee, by passing resolution by circulation on 21<sup>st</sup> June, 2024, appointed Mr. Nagesh Pinge (DIN: 00062900) as an Additional Director of the Company in the capacity of Independent Director for a term of 5 years with effect from 21<sup>st</sup> June, 2024 to 20<sup>th</sup> June 2029, subject to approval of the Members of the Company.

Mr. Nagesh Pinge is qualified to be appointed as a Director in terms of Section 164 of the Act and has given his consent to act as a Director. The Company has also received a declaration from Mr. Nagesh Pinge that he meets the criteria of independence as prescribed, both, under Section 149(6) of the Act and SEBI (Listing Obligations and Disclosure Requirements) Regulations, 2015 (Listing Regulations) and that he is not debarred from holding the office of director by virtue of any order passed by the Securities and Exchange Board of India / Ministry of Corporate Affairs or any such statutory authority. The Company has also received a notice under Section 160 of the Act from a member proposing the candidature of Mr. Nagesh Pinge for the office of Independent Director of the Company

In the opinion of the Board, Mr. Nagesh Pinge fulfils the conditions specified in the Companies Act, 2013 and rules made thereunder and Listing Regulations for his appointment as an Independent Director of the Company and is independent of the management.

Nomination and Remuneration Committee reviewed the capabilities of Mr. Nagesh Pinge vis a vis the role and capabilities required as decided by the Committee based on the evaluation of balance of skills, knowledge and experience of the existing Board and considered appropriate, to recommend the appointment of Mr. Nagesh Pinge as an Independent Director, for a term of 5 (Five) consecutive years effective from 21<sup>st</sup> June, 2024. In the opinion of Nomination and Remuneration Committee and the Board of Directors, Mr. Pinge possesses appropriate skills, knowledge and expertise required for the efficient functioning of the Company more particularly in the areas Ethics, Corporate Governance, Risk Management and Internal Audit.

In the opinion of the Board, the Company will benefit from his valuable experience, knowledge and counsel.

In line with the Company's remuneration policy for Independent Directors, Mr. Nagesh Pinge will be entitled to receive remuneration by way of sitting fees as approved by the Board

of Directors, reimbursement of expenses for participation in the Board meetings and commission on a yearly basis of such sum as may be approved by the Board of Directors on the recommendation of the Nomination and Remuneration Committee within the overall limits under Companies Act, 2013 up to 1% of the net profits of the Company during any financial year, in aggregate payable to all Non-Executive Directors put together. Details of remuneration paid to independent directors shall be disclosed as part of the Annual Report.

The Board of Directors also appointed Mr. Nagesh Pinge as Chairman of Audit Committee and Risk Management Committee of the Board with effect from 21<sup>st</sup> June, 2024.

Considering Mr. Nagesh Pinge's Professional experience in the fields of Ethics, Corporate Governance, Risk Management and Internal Audit, the Board of Directors is of the opinion that it would be in the interest of the Company to appoint him as an Independent Director for a period of five years with effect from 21<sup>st</sup> June, 2024 to 20<sup>th</sup> June 2029.

Draft letter of appointment of Mr. Nagesh Pinge setting out the terms and conditions of appointment is being made available for inspection by the Members through electronic mode.

Additional information in respect of Mr. Nagesh Pinge, pursuant to the Listing Regulations and the Secretarial Standards on General Meetings (SS-2), is provided at Annexure to this Notice. A brief profile of Mr. Nagesh Pinge is also provided at Annexure to this Notice.

None of the Directors or Key Managerial Personnel ('KMP') of the Company or their respective relatives, except Mr. Nagesh Pinge and his relatives, are concerned or interested, financially or otherwise, in the resolution set out in the Notice.

The Board of Directors recommends the special resolution proposing the appointment of Mr. Nagesh Pinge as an Independent Director of the Company, as set out in Item No. 4 for approval by the Members.

### Item No. 5

The Board, on the recommendation of the Audit Committee, has approved the appointment and remuneration of M/s. Kiran J. Mehta & Co., Cost Accountants, Ahmedabad as the Cost Auditors to conduct the audit of the cost records of the Company for the financial year ending 31<sup>st</sup> March, 2025 at a remuneration of ₹ 4.15 lakhs (Rupees four lakhs fifteen thousand only) plus applicable taxes and out of pocket expenses.

In accordance with the provisions of Section 148(3) of the Act read with The Companies (Audit and Auditors) Rules, 2014, the remuneration payable to the Cost Auditors has to be ratified by the shareholders of the Company. Accordingly, consent of the members is sought for passing an Ordinary Resolution as set out at Item No. 5 of the Notice for ratification of the remuneration payable to the Cost Auditors for the financial year ending 31<sup>st</sup> March, 2025.

None of the Directors or any key managerial personnel or any relative of any of the Directors of the Company or the relatives of any key managerial personnel is, in anyway, concerned or interested (financially or otherwise) in the above resolution.

The Board of Directors recommends the Ordinary Resolution set out in Item No. 5 for approval by the Members.

## ANNEXURE TO THE NOTICE

Details of Directors seeking appointment and reappointment:

(Pursuant to Regulation 36(3) of the SEBI (Listing Obligations and Disclosure Requirements) Regulations, 2015 and Secretarial Standard on General Meetings ("SS-2"), issued by the Institute of Company Secretaries of India)

Name of the Director	Mr. Kulin Lalbhai	Mr. Nagesh Pinge
Director Identification Number (DIN)	05206878	00062900
Date of Birth and Age	13 <sup>th</sup> August, 1985 (38 years)	1 <sup>st</sup> October, 1958 (65 years)
Date of first appointment on the Board	26 <sup>th</sup> July, 2012	21 <sup>st</sup> June, 2024
Qualifications	<ul style="list-style-type: none"> <li>B.Sc. (Electrical Engineering), Stanford University, USA</li> <li>MBA - Harvard Business School, USA</li> </ul>	Chartered Accountant and Law Graduate
Expertise in specific functional area	<ul style="list-style-type: none"> <li>Expert in retail technologies and digital transformation</li> <li>Sales and marketing including an understanding of consumer markets in India, US and Europe</li> <li>International business experience covering operations in new geographies</li> <li>Innovation management to ensure continuing relevance of Company's offerings under changing market conditions</li> </ul>	Ethics, Corporate Governance, Risk Management and Internal Audit.
Brief Profile & Experience	Mr. Kulin Lalbhai is a Vice Chairman at Arvind Limited. He is driving new initiatives in the consumer businesses of the group. He has been instrumental in setting up several new retail concepts and also spearheads the group's digital initiatives. He also plays an active role in the overall Corporate Strategy. Prior to his current role, he has also worked with management consulting with McKinsey & Co's Mumbai office. He holds a leadership position in several industry bodies. He is the Chairman of CII National committee on textiles and apparel and also heads the CII subcommittee on the India-EU FTA negotiations. He is also the Chairman of CII Gujarat State Council 2024-25. He is the Vice Chairman of RAI, the leading industry body for Indian retail.	Mr. Nagesh Pinge is an Expert in Ethics, Corporate Governance, Risk Management and Internal Audit. He is a Chartered Accountant and Law Graduate from India. He has also completed Executive Education Program from The Stephen M Ross School of Business of the University of Michigan, USA. In a career spanning 40 years, he has worked with many organizations of repute like Tata Motors as "Chief-Internal Audit, Risk Management and Ethics". Prior to that he has also served Reliance Retail Ltd, JSW Steel Ltd. and ICICI Bank and its Group Companies. He is an Independent Director in many reputed Companies. He is a past President of the Institute of Internal Auditors, India
Number of Shares held in the Company as beneficial owner (as on date of the notice)	Nil	Nil
Details of remuneration sought to be paid	As approved by members by passing special resolution through postal ballot dated 2 <sup>nd</sup> July, 2022.	He shall be entitled to sitting fees for attending meetings of the Board/ Committees and commission as approved by the Board of Directors within the overall limit sanctioned by the Shareholders and as prescribed under the Companies Act 2013





Remuneration last drawn	Please refer to Corporate Governance Report	N.A being first appointment
Number of Board Meetings attended (FY 2023-24)	3 out of 4	NA
Directorships in other Companies as on date of the notice	<p>Unlisted companies:</p> <ul style="list-style-type: none"> <li>• Arvind Youth Brands Private Limited</li> <li>• PVH Arvind Fashions Private Limited</li> <li>• Retailers Association of India</li> </ul> <p>Listed Companies:</p> <ul style="list-style-type: none"> <li>• Arvind Fashions Limited</li> <li>• Arvind SmartSpaces Limited</li> <li>• Zydus Wellness Limited</li> </ul>	<p>Unlisted companies:</p> <ul style="list-style-type: none"> <li>• Aditya Birla Finance Limited</li> <li>• Aditya Birla Sun Life Insurance Limited</li> <li>• Hero Housing Finance Limited</li> <li>• Utkarsh Small Finance Bank Limited</li> <li>• Whiteoak Capital Trustee Limited</li> </ul> <p>Listed Companies:</p> <ul style="list-style-type: none"> <li>• Arvind Fashions Limited</li> <li>• Automobile Corporation of Goa Limited</li> <li>• Goa Carbon Limited</li> </ul>
Membership/ Chairmanship of Committees of other Boards as on date of the notice	<p>Arvind Fashions Limited</p> <ul style="list-style-type: none"> <li>• Stakeholders Relationship Committee (Chairman)</li> <li>• Corporate Social Responsibility Committee (Chairman)</li> </ul> <p>Zydus Wellness Limited</p> <ul style="list-style-type: none"> <li>• Nomination &amp; Remuneration Committee (Chairman),</li> <li>• Audit Committee (Member),</li> <li>• Risk Management Committee (Member),</li> <li>• Corporate Social Responsibility Committee (Member)</li> </ul>	<p>Aditya Birla Finance Limited</p> <ul style="list-style-type: none"> <li>• Audit Committee (Member)</li> </ul> <p>Aditya Birla Sun Life Insurance Company Limited</p> <ul style="list-style-type: none"> <li>• Audit Committee (Member)</li> <li>• Risk Management Committee (Member)</li> </ul> <p>Arvind Fashions Limited</p> <ul style="list-style-type: none"> <li>• Audit Committee (Chairman)</li> <li>• Risk Management Committee (Member)</li> </ul> <p>Automobile Corporation of Goa Limited</p> <ul style="list-style-type: none"> <li>• Audit Committee (Chairman),</li> <li>• Risk Management Committee (Member),</li> </ul> <p>Goa Carbon Limited</p> <ul style="list-style-type: none"> <li>• Audit Committee (Chairman)</li> </ul> <p>Hero Housing Finance Limited</p> <ul style="list-style-type: none"> <li>• Audit Committee (Member)</li> </ul> <p>Utkarsh Small Finance Bank Limited</p> <ul style="list-style-type: none"> <li>• Audit Committee (Member)</li> </ul>
Listed Entities from which Director has resigned as Director in past three years	Nil	Nil
Inter-se relationship with other Directors and Key Managerial Personnel of the Company	Mr. Kulin Lalbhai is a son of Mr. Sanjay Lalbhai, Chairman and a brother of Mr. Punit Lalbhai, Vice Chairman of the Company	None

# Directors' Report

Dear Members,

Your Directors are pleased to present the 93<sup>rd</sup> Annual Report along with the Audited Financial Statements of the Company for the financial year ended 31<sup>st</sup> March, 2024.

## 1. FINANCIAL RESULTS

Highlights of Financial Results for the year are as under:

	(₹ in crores)			
	Standalone		Consolidated	
	Year ended March, 2024	Year ended March, 2023	Year ended March, 2024	Year ended March, 2023
Turnover & Operating Income	7153.84	7774.10	7778.58	8427.00
Profit before Finance Costs, Depreciation and Amortisation Expenses, Extraordinary Items & Tax Expenses	790.04	748.72	886.04	844.52
Less : Finance costs	150.82	154.56	159.30	164.24
Profit before Depreciation and Amortisation Expenses, Extraordinary Items & Tax Expenses	639.22	594.16	726.74	680.28
Less : Depreciation and Amortisation Expenses	212.77	208.49	265.82	253.01
Profit before Share of Profit of a Joint Venture, Exceptional Items and Tax Expenses	426.45	385.67	460.92	427.27
Less : Exceptional Items	22.40	(28.51)	(2.46)	(58.76)
Add : Share of profit/(loss) of Joint Ventures	NIL	NIL	(0.08)	1.22
Profit Before Tax from Continuing Operation	404.05	414.18	463.30	487.25
Current Tax	112.39	90.88	129.31	100.09
(Excess)/Short Provision of Earlier Years	4.03	9.13	3.94	9.27
Deferred Tax	(17.27)	(37.78)	(22.58)	(38.81)
<b>Profit/(Loss) for the year from Continuing Operation (A)</b>	<b>304.90</b>	<b>351.95</b>	<b>352.63</b>	<b>416.70</b>
Profit/(Loss) Before Tax for the year from Discontinuing Operation	NIL	(7.54)	NIL	(5.03)
Tax Expense of Discontinued Business	NIL	1.50	NIL	1.50
<b>Profit/(Loss) for the year from Discontinuing Operation (B)</b>	<b>NIL</b>	<b>(6.04)</b>	<b>NIL</b>	<b>(3.53)</b>
<b>Profit for the Year (A+B)</b>	<b>304.90</b>	<b>345.91</b>	<b>352.63</b>	<b>413.17</b>

## 2. COMPANY'S PERFORMANCE

FY 2024 started on a challenged note for businesses as interest rate tightening was pointing to sharp decline in consumer demand. Additionally, for the apparel markets, summer and fall of 2023 was marked by high inventory levels created by preponed buying in the previous quarters. As the year went by, consumer demand held surprisingly steady, and inventories got cleared. That resulted in a clear resumption of wholesale buying starting Q3.

For Arvind Limited, H1 was quite challenging as demand in the core Textiles businesses remained muted. Denim volumes remained soft, while Woven volumes remained healthy through the year. Garment volumes were also challenged as key customer programs kept postponing inventory addition/ fresh buying until the holiday season got over. Our key global customers resumed buying in H2, and the same is reflected in improved volumes in Q4, especially in Garments and Denims.

FY 2024 also saw price realizations coming down sharply following the softening of input raw materials, energy and logistics prices. While the lag effect gave a one-time positive boost to margins during mid-year, price deflation masked the underlying volume growth, especially in case of Advanced Material Division (AMD).

AMD continued to deliver 20%+ volume growth as promised through most quarters. Human Protection and Composites businesses delivered 20% and 26% growth in top-line as planned, Industrials cluster was challenged by muted demand from some of its key accounts. On an aggregate basis, AMD delivered a healthy 14% revenue growth despite sharp reductions in price realizations.

FY 2025 has started on a positive note for Arvind Limited. Garment and Denim volumes are inching upwards, while Wovens maintains its robust market position. In AMD, demand has come back for the Industrials cluster. On the whole the momentum looks positive for the first quarter.

During FY 24, the Company continued expanding its renewable energy capacity, as the 24MW hybrid solar-wind installation went live. We have plans to further augment this capacity and take the share of renewable power from 47% to near 80% levels. Also, during the year, a global Centre of Excellence for water and waste water solutions was inaugurated – this is an ambitious project with co-investment from one of our large customers. Similarly, we have customer collaboration in other areas of sustainability going on – e.g. in using Biomass for boilers to produce steam, as well as farming projects to enable better cotton production.

A more detailed analysis and commentary is available in the Management Discussion and Analysis section of this report.

### 3. DIVIDEND

The Board of Directors have recommended a dividend of ₹3.75/- per equity share and one-time special dividend of ₹1/- per equity share, totalling to a dividend of ₹4.75/- per equity share of face value of ₹10/- each, for the financial year ended on 31<sup>st</sup> March, 2024. Dividend is subject to approval of members at the ensuing Annual General Meeting and shall be subject to deduction of income tax at source. The dividend, if approved by the members, would involve a cash outflow of about ₹124 Crores.

In terms of the provisions of Regulation 43A of the SEBI (Listing Obligations and Disclosure Requirements) Regulations, 2015, the Company has formulated a Dividend Distribution Policy and the same is available on

the Company's Website at [https://www.arvind.com/sites/default/files/field\\_policy\\_file/DividendDistributionPolicy.pdf](https://www.arvind.com/sites/default/files/field_policy_file/DividendDistributionPolicy.pdf)

### 4. TRANSFER TO RESERVES

During the year under review, the Company has not transferred any amount to reserves.

### 5. DETAILS OF MATERIAL CHANGES FROM THE END OF THE FINANCIAL YEAR TILL THE DATE OF THIS REPORT

No Material Changes have taken place from the end of the financial year till the date of this report.

### 6. SHARE CAPITAL

The authorised share capital of the Company as on 31<sup>st</sup> March 2024 was ₹674.50 crores divided into 57.45 crores equity shares of ₹10 each and 1 crore preference shares of ₹100 each.

During the year under review the Company has allotted 1,33,000 Equity Shares of ₹10 each to the eligible employees pursuant to the exercise of stock options granted in terms of the Employees Stock Option Scheme 2021 (ESOS) of the Company. Consequently, the paid up Equity Share Capital of the Company stood at ₹261.63 crores consisting of 26,16,30,474 equity shares of ₹10 each.

During the year under review, the Company has not issued shares with differential voting rights and sweat equity shares.

### 7. EMPLOYEE STOCK OPTION SCHEME (ESOS)

The Company has instituted the Employees Stock Option Scheme (ESOS) to grant equity based incentives to certain eligible employees and directors of the Company and its subsidiary companies. There is no material change in ESOS during the year under review and the scheme is in compliance with Securities and Exchange Board of India (Share Based Employee Benefits and Sweat Equity) Regulations, 2021. The certificate of the Secretarial Auditor regarding implementation of scheme shall be made available for inspection of members in electronic mode at Annual General Meeting.

Disclosures in compliance with Section 62 of the Companies Act, 2013 and Rule 12 of Companies (Share Based Employee Benefits and Sweat Equity) Rules, 2014 and the Securities and Exchange Board of India (Share based Employee Benefits and Sweat Equity) Regulations, 2021 are set out in "Annexure - A" to this report.



## 8. FINANCE

The Company has repaid the instalments of Term Loans amounting to ₹253 crores during the current year i.e. FY 2023-24. Long Term Debt of the Company stands to ₹399 crores as on 31<sup>st</sup> March, 2024.

## 9. DEPOSITS

During the year under review, the Company has not accepted or renewed any Deposit within the meaning of Section 73 of the Companies Act, 2013 and the rules made there under.

## 10. NON-CONVERTIBLE DEBENTURES

During the year ended 31<sup>st</sup> March, 2024, the Company has redeemed/repaid Non-Convertible Debentures amounting to ₹ 75 crores. The redemption/repayment is in accordance with the terms of the respective issues.

During the year under review, the Company has not issued/ allotted any Non-Convertible Debentures.

## 11. PARTICULARS OF LOANS, GUARANTEES OR INVESTMENTS UNDER SECTION 186

Details of Loans, Guarantees and Investments covered under the provisions of Section 186 of the Companies Act, 2013 are given in the notes to the Financial Statements.

## 12. CONSOLIDATED FINANCIAL STATEMENTS

The Consolidated Financial Statements of the Company are prepared in accordance with relevant Indian Accounting Standards issued by the Institute of Chartered Accountants of India and form part of this Annual Report.

## 13. CORPORATE SOCIAL RESPONSIBILITY INITIATIVES

Arvind Limited, through its CSR policy aims to work for social, economic, educational, environmental, inner wellbeing and cultural advancement of the people and thereby positively impact their quality of life. Our CSR programs are in the realm of education, rural transformation, livelihood promotion, art and heritage, women empowerment and inner wellbeing. The projects and programs are in accordance to the thematic areas as defined in Schedule VII of the Companies Act, 2013.

During the year under review 2023-24, the initiatives are being carried out by company promoted organizations – Strategic Help Alliance for Relief to Distressed Areas (SHARDA) Trust, Narottam Lalbhai Rural Development Fund (NLRDF) and Arvind Foundation (AF) and other partner Civil Society Organizations.

The Company has defined broader geographies and themes to bring larger focus in our CSR initiatives. The geographies under our operation where the CSR programs are being implemented at Kalol in Gandhinagar, Garudeshwar, in Aspirational district-Narmada and other parts of Gujarat and Madhya Pradesh for Inner wellbeing projects. There are four broad themes namely Educational Advancement, Rural Advancement, Environmental Advancement, and Cultural Advancement. All our initiatives broadly fall under the above themes without limiting the purpose, scope and flexibility of CSR initiatives.

### Initiative brief:

During 2023-24, the Company supported the ongoing programmes of Rural Advancement, Educational Advancement including digital Literacy and scholarships, Environmental Advancement, Cultural Advancement and Inner Wellbeing. A digital literacy program, a program for providing scholarship for higher education, program for plantation, and an Inner wellbeing program for taking meditation to rural masses were supported by the company.

The following paragraphs provide a concise overview of the specific initiatives pursued throughout the year under CSR. These are:

### Rural Development

Under the broad theme of **Rural Advancement**, the Arvind Rural Transformation Initiative (ARTI) is a combination of long term integrated programs focused in defined geographies. The initiatives are broadly based in Gujarat. The projects are being implemented at Kalol in Gandhinagar, Garudeshwar in Aspirational district Narmada and other parts of Gujarat for Inner wellbeing projects.

The long-term rural advancement strategy of Arvind Limited hinges on three elements - Education, Environment and Earning. Some Health & Nutrition initiatives are also taken as per the need and demand of the community. The education component has a digital literacy program. The environment and the earning components have long term interventions to bring lasting change in the communities we operate.

Under the element of environment, through plantation drives, close to 100,000 plants were planted in broadly three mode – plantation at individual homes, plantation in schools & crematorium and plantation at block and taluka level at panchayat plots. Over 3500 students participated in planting the trees in their school campuses under our school greening programme. Environment clubs are also

set up in schools. In addition, the plantation programs were also undertaken in Jamnagar and Vadnagar areas in Gujarat in partnership with Heartfulness Institute.

For earning, it is important to strengthen existing occupations, create newer opportunities and add incremental earning opportunities. Under the earning component, we continued with our initiative of strengthening the dairy practices and added to our ongoing home stay project.

To support and increase earning of families in villages we operate, a Credit Support Program for Animal loan was launched last year with partnership with Shree Mahila SEWA Bank and other local banks. The purpose of the program is to increase the family income in shortest span of time. Dairy Farmer's Training for the livestock management and highlighting importance of animal nutrition, fodder and animal breed and building network for getting services were part of the program that was attended by over 200 dairy farmers. Another training program about various dairy products and value addition of milk was also organised. 109 persons got new loans for buffalo that the company facilitated and dairy linkages were strengthened. This has given immediate incremental rise in family income and helped women achieve financial empowerment.

Another very interesting program under our rural advancement element is the Tribal Homestay Project. It is being carried out near the world fame tourist destination at Statue of Unity in Kevadia in Aspirational district of Narmada. The purpose again is to add a total of 47 rooms were created and income to the families had started during last three years. We have identified 12 new homes and started the work. The idea is to create a Homestay Cluster supported by Arvind Foundation and create a long term income to the rural tribal community.

#### **Rural Development: Supporting Health conditions:**

Our interactions with the communities lead to organising the health camps. Many a times, attending to health issues get neglected or postponed as it doesn't seem to be posing any immediate challenge. However, in long term, it costs the people heavily. To attend to this, we have launched health camps in villages and we organise 13 Community Eye Check-up Camps, 2 community health camps, and 8 School dental health camps in partnerships with Government and specialised Trust run Hospitals. The Eye Camps were attended by more than 3500 rural people. Around 2100 people were given specs, and 92 cataract cases were identified and surgeries were performed. Two third of the participants of these camps were women above age of 40

years. This confirmed our assessment that there are lot of neglect of the health conditions in the rural areas especially among women.

#### **Rural Development: The Digital Literacy Program:**

The digital Literacy program is another program that the Company has supported. The program is being offered in partnership with computer major Hewlett-Packard (HP) and Arvind Foundation. This program is being carried out through Arvind HP CLAP vehicles and an Arvind HP WOW bus.

The HP CLAP (Continued Learning Access Program) has a van that has 120 HP Laptops to bring digital literacy to rural masses in Kalol Taluka. Arvind Foundation has designed a curriculum through which primary school students and women are exposed to laptops and are getting to learn computer operations. About 6700 students have taken advantage of the programme spread across 16 schools.

Under the digital literacy programme we also have an Arvind HP WOW Bus (Arvind HP World on Wheel Bus) that has a mobile classroom with 16 desktops and large screen TVs. HP WOW bus is running digital literacy programme in government runs primary schools and ITI at villages near Statue of Unity in Narmada district. Over 600 tribal students have been impacted by HP WOW in 2023-24. The External Affairs Minister, Government of India Shri S. Jaishankar visited our digital bus classroom on 26<sup>th</sup> May 2023, interacted with our students and Teachers and appreciated the concept by tweeting that "World on Wheel was particularly impressive."

We have also started supplementary Education programme for rural students of Kalol Taluka. To inculcate scientific aptitude among rural students, over 1300 students were taken to a study tours to science city. In addition, study tours, essay competitions, digital competitions and summer camps were organised for class 8 students to motivate them to continue their studies with further enrolment. We consider this digital literacy programme as an entry point to a larger supplementary education program in the region that we have started this year.

#### **Rural Development: Inner Wellbeing Programme:**

The Company is carrying out an ongoing Inner Wellbeing Program in rural Gujarat and Rajasthan since last five years. This is result of our conviction that the physical and social developments are meaningful only if people are also well from within. Heartfulness Meditation programs are being conducted in a planned and structured manner. This

program is based on the Sahaj Marg system of Raja Yoga meditation. Altogether, 8 people team along with number of volunteers and trainers reached to over 700 villages where 3 day meditation sessions were conducted. Regular weekly sessions are being conducted at over 200 villages and close to 9000 people are regularly attending the weekly sessions.

#### **Educational Advancement: Project Gyanda**

In addition to the digital literacy program that the company has supported, our flagship, a supplementary education program GYANDA for municipal school students in Ahmedabad has again founded its firm roots after being badly hit by COVID. The program GYANDA has more than 800 students.

This is being carried out through SHARDA Trust, the CSR arm of Arvind Limited. This program aims to support the students of 8-12 years and establish education to employment link. GYANDA is a unique supplementary education model designed for primary, secondary and higher secondary school-going children studying in Municipal Schools. It prevents these children from dropping out and helps them complete their basic education from standard V to XII and further, while focusing on improving their academic performance and overall personality development. The objective is to make these children employable by the time they pass out of the programme, thereby ensuring that they become the last generation in poverty from their families.

The next logical extension of the program is in the rural areas in the supplementary education mode. An extension with the National Institute of Open Schooling (NIOS) has been started with two rural centres with 60 students. Over 300 students have enrolled in the program and more centres are being started.

To support this expansion, we are integrating technology with the program. During the year, in addition to our partnership with HP Foundation, we had strengthened our partnership with our two technology partnerships with Open Link Foundation and TagHive Foundation.

Open Links Foundation (OLF), started by an alumni of IIT Delhi and IIM Ahmedabad considers Teachers as the most important link to implement any change program and it provides IT enabled program, tools and community for teacher support and teacher recognition by reducing their burden and motivating them to deliver quality education. It has an open source platform for teachers to find right

teaching resources and instruction methods like lesson plans, activities, worksheets and videos etc. The material that SHARDA Trust has developed has been uploaded on this platform which can now be accessed from anywhere by our teachers. This will help us a great deal as we plan our rural journey.

Similarly, The Tag Hive Inc. is a Samsung funded education Technology Company started by an IIT & Harvard alumni. Tag Hive has a solution called Class Saathi, which is a clicker based smart classroom solution that makes formative assessments seamless and data-driven. Teachers can use the Class Saathi app to evaluate student's proficiency in various concepts taught in class. After the session, the students are given multiple choice questions to assess their understanding of what was taught in the class. The students click their answers on a clicker device and their answers immediately give the teacher an idea about students' understanding with data. The data is recorded and can be used for individual counselling. We see these tech partnerships adding lot of value to the program in future especially when we expand in rural areas.

We have also started a pre-primary section this year in our new Gyanda centre. We are developing a curriculum after a baseline study. The program looks at providing a strong Foundational literacy and numeracy, crucial for a child to attain basic numeracy and literacy skills by the end of grade 3.

**Educational Advancement:** Supporting Institutions for higher Learning for Scholarships and educational support for higher Education

The programs mentioned earlier in the report under the broad head Educational Advancement are for ensuring that students from underprivileged background are supported and encouraged to complete their school education. However, to look at Education as a spectrum, the logical step in this direction is to also support bright students from disadvantaged section of the society to study in institutions of higher learning and provide with financial assistance for fee support and other form of scholarships through the institutions. The company, during the year, has supported Ahmedabad University to further provide scholarship and other educational support to bright and meritorious students from disadvantaged section of the society who lack financial resources.

#### **Cultural Advancement: Promotion of Indology Project:**

During the year under the review, the Company has supported the ongoing programme of Promotion of Indology under the schedule VII theme of Promotion of National Heritage, Art and Culture. The programme is being carried out through our partner organisation Lalbhai Dalpatbhai Bhartiya Sanskriti Vidya Mandir (LDBSVM). The programme is to support preservation of manuscript, digitisation of manuscripts, automating the Library that has rare books, purchase of books and upgrading the Manuscript Data Archival Software System for tracking the digitised and archived manuscripts. The project also involves upgradation of infrastructure. This is being done to expand the Institution's engagement with the public. It is being done both through online and offline methods

The Annual Report on CSR Activities in prescribed format is enclosed as "Annexure - B".

## **14. HUMAN RESOURCES**

A company grows when its people grow. At Arvind, we believe that talent truly shapes organizational success and destiny. At Arvind, there is highest commitment to investing in hiring the right talent, sustainably engaging and developing them, retaining and rewarding them to deliver organizational results and growth.

An important focus area for the organization has been to respond to trends shaping the future of work, that make the company agile, productive and help improve HR systems, processes and enhance employee experience.

The Company has invested efforts in bringing effectiveness in hiring and creating an employer brand, creating internal mobility, reorganizing structures in line with business plans and performance and establishing the right rewards and recognition.

To ensure that our employees continue to challenge themselves and grow, the company has brought a significant focus to internal mobility and to rotating employees across different functional roles in order to grow into higher roles.

On learning our focus shall continue to be towards digitalization of learning and introduction of various e-learning courses on managerial & functional competencies. Adoption of digital tools, incorporation of hybrid work culture, in our way of working has ensured that our employees are equipped to work with these through the right skills.

While doing so, we have been cognizant of understanding what motivates and engages our people and how they perceive their work environment. Therefore, we encourage open and regular dialogue between managers and their team members and offer hand holding support which ensures our people feel comfortable to speak up, raise concerns and are empowered to initiate improvements.

Our approach to performance management is a holistic one wherein, while holding people accountable, we look at continuous development and create opportunities for them to excel in new and / or larger roles. This approach is directly linked to our compensation framework and promotion process. We also offer a wide range of benefits to our employees.

To ensure we develop future leaders, we provide a number of opportunities to foster management and leadership skills. The purpose is to equip our people with the necessary capabilities to lead the organization through change, develop their teams, manage performance and ensure business success in line with the organizational strategy.

## **15. RISK MANAGEMENT**

The Company has a robust Enterprise Risk Management framework which enables it to take certain risks to remain competitive and achieve higher growth and at the same time mitigate other risks to maintain sustainable results.

Under the framework, the Company has laid down a Risk Management Policy which defines the process for identification of risks, its assessment, mitigation measures, monitoring and reporting. While the Company, through its employees and Executive Management, continuously assess the identified Risks, the Risk Management Committee reviews the identified Risks and its mitigation measures annually.

The top 10 risks identified by the Company includes - 2 Strategic Risks, 7 Operational Risks & 1 Regulatory Risks. Key Strategic Risks include demand destruction/shift, geo-political issues and reputational risks. Key Operating Risks include customer concentration, vendor concentration, availability of competent human resource, major system outages, industrial safety, sustainability and cyber security/ data protection. Regulatory Risks include litigation and regulatory compliances.

## **16. INTERNAL FINANCIAL CONTROLS:**

The Company has in place adequate internal financial controls with reference to the Financial Statements



commensurate with the size, scale and complexity of its operations. During the year, such controls were tested and no reportable material weakness in the design or operation was observed. The Statutory Auditors of the Company have audited such controls with reference to the Financial Reporting and their Audit Report is annexed as Annexure A to the Independent Auditors' Report under the Standalone Financial Statements and the Consolidated Financial Statements which forms part of the Integrated Annual Report.

## 17. VIGIL MECHANISM/ WHISTLE BLOWER POLICY

The Company has a vigil mechanism named Whistle Blower Policy to deal with instances of fraud and mismanagement, if any. The details of the Whistle Blower Policy are explained in the Corporate Governance Report and also posted on the website of the Company at [https://www.arvind.com/sites/default/files/field\\_policy\\_file/Whistle%20Blower%20Policy\\_n.pdf](https://www.arvind.com/sites/default/files/field_policy_file/Whistle%20Blower%20Policy_n.pdf)

## 18. SUBSIDIARIES, ASSOCIATES AND JOINT VENTURE COMPANIES

As on 31<sup>st</sup> March 2024, the Company has 17 subsidiary companies (Direct or Indirect) and 4 joint ventures and 1 associate company.

During the year under review, companies/entities which have become and ceased to be subsidiary, joint venture or associate of the Company are given in the note no. 35 to the Financial Statements.

Pursuant to the provisions of Section 129(3) of the Companies Act, 2013 read with the Companies (Accounts) Rules, 2014, a statement containing salient features of financial statements of subsidiaries, associates and joint venture companies in Form AOC-1 is attached to the Financial Statements. The separate audited financial statements in respect of each of the subsidiary shall be kept open for inspection at the Registered Office of the Company. The Company will also make available these documents upon request by any Member of the Company interested in obtaining the same. The separate audited financial statements in respect of each of the subsidiary are also available on the website of the Company at [www.arvind.com/financial-reports](http://www.arvind.com/financial-reports).

The Company has framed a policy for determining material subsidiaries, which has been uploaded on Company's website at [https://www.arvind.com/sites/default/files/field\\_policy\\_file/Policy%20on%20Material%20Subsidiaries.pdf](https://www.arvind.com/sites/default/files/field_policy_file/Policy%20on%20Material%20Subsidiaries.pdf)

## 19. CHANGE IN NATURE OF BUSINESS

During the year under review, there has been no material change in the nature of business of the Company.

## 20. DIRECTORS AND KEY MANAGERIAL PERSONNEL

As on 31<sup>st</sup> March 2024, the board of directors consists of 9 (nine) members, of which 5 (five) were Independent Directors. The Board also comprises of one woman Independent Director.

As per the provisions of Section 152 of the Companies Act, 2013 and the Articles of Association of the company, Mr. Kulin Lalbhai (DIN 05206878) shall retire by rotation at the ensuing Annual General Meeting and being eligible, offered himself for re-appointment as the Director of the Company.

The Board of Directors of the Company at their meeting held on 30<sup>th</sup> January, 2024 has appointed Mr. Nigam Shah as Chief Financial Officer (CFO) of the Company in place of Mr. Jayesh Shah with effect from 1<sup>st</sup> February, 2024. Mr. Jayesh Shah will continue to act as Director & Group Chief Financial Officer.

The Board of Directors of the Company at their meeting held on 30<sup>th</sup> January, 2024 has appointed Mr. Krunal Bhatt as a Company Secretary and Compliance Officer of the Company with effect from 1<sup>st</sup> February, 2024.

Mr. R.V. Bhimani stepped down from the position of Company Secretary and Compliance Officer of the Company with effect from 1<sup>st</sup> February, 2024 as a part of succession planning of Key Managerial Personnel.

As per the approval received by the shareholders through Postal Ballot on 9<sup>th</sup> March 2024, Mr. Arpit Patel (DIN: 00059914) was re-appointed as Independent Director of the Company for a further period of five years from 17<sup>th</sup> May 2024. The Company has received the necessary declaration from Mr. Arpit Patel that he continues to fulfil the criteria of independence as prescribed under the relevant provisions of the Act and the SEBI Listing Regulations.

## 21. FORMAL ANNUAL EVALUATION

Pursuant to the provisions of the Companies Act, 2013 and Regulation 17(10) of the SEBI (Listing Obligations and Disclosure Requirements) Regulations, 2015, the Board has carried out an annual evaluation of its own performance as well as that of its Committees and Individual Directors. The manner in which the evaluation has been carried out has been explained in the Corporate Governance Report.

## 22. APPOINTMENT AND REMUNERATION POLICY

The Board has, on the recommendation of the Nomination and Remuneration Committee, framed a policy for selection and appointment of Directors, Key Managerial Personnel and Senior Management and their remuneration. The Policy broadly lays down the guiding principles, philosophy and the basis for payment of remuneration to Executive and Non-Executive Directors, Key Managerial Personnel and Senior Management. The policy also provides the criteria for determining qualifications, positive attributes and Independence of Director and criteria for appointment and removal of Directors, Key Managerial Personnel / Senior Management and performance evaluation which are considered by the Nomination and Remuneration Committee / Board of Directors. The policy is available on the website of the Company at [https://www.arvind.com/sites/default/files/field\\_policy\\_file/Nomination%20and%20Remuneration%20Policy.pdf](https://www.arvind.com/sites/default/files/field_policy_file/Nomination%20and%20Remuneration%20Policy.pdf).

## 23. FAMILIARIZATION PROGRAM FOR THE INDEPENDENT DIRECTORS

In compliance with the requirements of SEBI (Listing Obligations and Disclosure Requirements) Regulations, 2015, the Company has put in place a familiarization programme for the Independent Directors to familiarize them with their role, rights and responsibility as Directors, the working of the Company, nature of the industry in which the Company operates, business model etc. The details of the familiarization programme are explained in the Corporate Governance Report and also available on the Company's website at [https://www.arvind.com/sites/default/files/field\\_policy\\_file/Directors%20Familiarization%20Programs%20Arvind%2023-24.pdf](https://www.arvind.com/sites/default/files/field_policy_file/Directors%20Familiarization%20Programs%20Arvind%2023-24.pdf)

## 24. DECLARATION OF INDEPENDENCE

The Company has received declarations from all the Independent Directors of the Company confirming that they meet the criteria of independence as prescribed under Section 149(6) of the Companies Act, 2013 and the SEBI (Listing Obligations and Disclosure Requirements) Regulations, 2015 and they have complied with the Code for Independent Directors as prescribed in Schedule IV to the Act.

## 25. BOARD AND COMMITTEE MEETINGS

A calendar of Meetings is prepared and circulated in advance to the Directors.

During the year under review, 4 meetings of the Board were held. The details of the Board and Committee meetings are

provided in the Corporate Governance Report forming part of this Report.

## 26. COMMITTEES OF BOARD:

With an objective of strengthen the governance standards and to comply with the applicable statutory provisions, the Board has constituted various committees. Details of such committees constituted by the Board are given in the Corporate Governance Report, which forms part of this Annual Report.

## 27. DIRECTORS' RESPONSIBILITY STATEMENT

Pursuant to Section 134(5) of the Companies Act, 2013, the Board of Directors, to the best of their knowledge and ability, confirm that:

- in preparation of the annual accounts for the financial year ended 31<sup>st</sup> March, 2024 the applicable accounting standards have been followed along with proper explanation relating to material departures, if any;
- they have selected such accounting policies and applied them consistently and made judgments and estimates that are reasonable and prudent so as to give a true and fair view of the state of affairs of the Company at the end of the financial year and of the profit and loss of the Company for that period;
- they have taken proper and sufficient care towards the maintenance of adequate accounting records in accordance with the provisions of this Act for safeguarding the assets of the Company and for preventing and detecting fraud and other irregularities;
- they have prepared the annual accounts on a going concern basis;
- they have laid down internal financial controls, which are adequate and are operating effectively;
- they have devised proper systems to ensure compliance with the provisions of all applicable laws and such systems are adequate and operating effectively.

## 28. RELATED PARTY TRANSACTIONS

All the related party transactions are entered on arm's length basis, in the ordinary course of business and are in compliance with the applicable provisions of the Companies Act, 2013 and the SEBI (Listing Obligations and Disclosure Requirements) Regulations, 2015. There are no materially significant related party transactions made by the Company with Promoters, Directors, Key Managerial

Personnel etc. which may have potential conflict with the interest of the Company at large or which warrants the approval of the shareholders. Accordingly, no transactions are being reported in Form AOC-2 in terms of Section 134 of the Act read with Rule 8 of the Companies (Accounts) Rules, 2014. However, the details of the transactions with Related Parties are provided in the Company's financial statements in accordance with the Accounting Standards.

All Related Party Transactions are presented to the Audit Committee and the Board. Omnibus approval is obtained for the transactions which are foreseen and repetitive in nature. A statement of all related party transactions is presented before the Audit Committee on a quarterly basis, specifying the nature, value and terms and conditions of the transactions.

The Policy on Related Party Transactions as approved by the Board is available on Company's website at [https://www.arvind.com/sites/default/files/field\\_policy\\_file/Related%20Party%20Transactions%20Policy%202022.pdf](https://www.arvind.com/sites/default/files/field_policy_file/Related%20Party%20Transactions%20Policy%202022.pdf)

## 29. SIGNIFICANT AND MATERIAL ORDERS PASSED BY THE REGULATORS OR COURTS

There are no significant material orders passed by the Regulators/ Courts which would impact the going concern status of the Company and its future operations.

## 30. AUDITORS

### • Statutory Auditors

M/s Deloitte Haskins & Sells LLP, Chartered Accountants, (ICAI Firm Registration No. 117366W/W-100018) were re-appointed as the Statutory Auditors of the Company at the Annual General Meeting of the Company held on 6<sup>th</sup> September, 2022 for a term of five consecutive years. The Auditors have confirmed that they are not disqualified from continuing as Auditors of the company. The Report given by the Auditors on the financial statements of the Company is part of the Annual Report. The Board has duly reviewed the Statutory Auditor's Report and the observations and comments, appearing in the report, are self-explanatory and do not call for any further explanation/clarification.

### • Cost Auditors

Kiran J. Mehta & Co., Cost Accountants, Ahmedabad (Firm Registration No. 000025) has carried out the cost audit for applicable businesses during the year. The Board of Directors has appointed them

as Cost Auditors for the financial year 2024-25. The remuneration payable to the Cost Auditors is required to be placed before the Members in a general meeting for their ratification. Accordingly, a Resolution seeking Members' ratification for the remuneration payable to Kiran J. Mehta & Co., Cost Auditors is included at item No. 5 of the notice convening the Annual General Meeting.

In accordance with the provisions of Section 148(1) of the Act, read with the Companies (Cost Records and Audit) Rules, 2014, the Company has maintained cost accounts and records.

### • Secretarial Auditors

Pursuant to the provisions of Section 204 of the Companies Act, 2013 and The Companies (Appointment and Remuneration of Managerial Personnel) Rules, 2014, the Company has appointed M/s. Hitesh Buch & Associates, a firm of Company Secretaries in practice, to conduct the Secretarial Audit of the Company for the financial year 2023-24.

The Secretarial Audit Report for the financial year ended 31<sup>st</sup> March, 2024, pursuant to Section 204 of the Companies Act, 2013 and Rule 9 of the Companies (Appointment and Remuneration of Managerial Personnel) Rules, 2014 and Regulation 24A of the SEBI (Listing Obligations and Disclosure Requirements) Regulations, 2015 is annexed herewith as "Annexure - C". The Secretarial Audit Report does not contain any qualifications, reservation or adverse remarks.

## 31. ENHANCING SHAREHOLDERS' VALUE

The Company believes that its Members are its most important stakeholders. Accordingly, the Company's operations are committed to the pursuit of achieving high levels of operating performance and cost competitiveness, consolidating and building for growth, enhancing the productive asset and resource base and nurturing overall corporate reputation. The Company is also committed to creating value for its other stakeholders by ensuring that its corporate actions positively impact the socio-economic and environmental dimensions and contribute to sustainable growth and development.

## 32. CORPORATE GOVERNANCE REPORT AND MANAGEMENT DISCUSSION & ANALYSIS

The Corporate Governance Report and Management Discussion & Analysis, which form part of this Report, together with the Certificate from the auditors of the

Company regarding compliance of conditions of Corporate Governance as stipulated in Schedule V of Regulation 34(3) of the SEBI (Listing Obligations and Disclosure Requirements) Regulations, 2015.

### 33. SECRETARIAL STANDARDS

During the year under review, the Company has complied with the provisions of Secretarial Standard-1 and Secretarial Standard - 2 issued by the Institute of Company Secretaries of India.

### 34. BUSINESS RESPONSIBILITY & SUSTAINABILITY REPORT

The Business Responsibility & Sustainability Report for the year ended 31<sup>st</sup> March, 2024 as stipulated under Regulation 34 of the SEBI (Listing Obligations and Disclosure Requirements) Regulations, 2015 is annexed which forms part of this Annual Report.

### 35. CONSERVATION OF ENERGY, TECHNOLOGY ABSORPTION AND FOREIGN EXCHANGE EARNINGS AND OUTGO

The information on conservation of energy, technology absorption and foreign exchange earnings and outgo stipulated under Section 134(3)(m) of the Companies Act, 2013 read with Rule 8 of The Companies (Accounts) Rules, 2014, is annexed herewith as "Annexure - D".

### 36. THE ANNUAL RETURN

Pursuant to Section 92(3) read with Section 134(3)(a) of the Act, the Annual Return as on March 31, 2024 is available on Company's website at: [https://www.arvind.com/sites/default/files/field\\_investor\\_updates\\_file/Draft%20Annual%20Return%202023-2024-new.pdf](https://www.arvind.com/sites/default/files/field_investor_updates_file/Draft%20Annual%20Return%202023-2024-new.pdf)

### 37. PARTICULARS OF EMPLOYEES

The information required pursuant to Section 197(12) of the Companies Act, 2013 read with Rule 5(2) and 5(3) of the Companies (Appointment and Remuneration of Managerial Personnel) Rules, 2014 in respect of employees of the Company, will be provided upon request. In terms of Section 136(1) of the Companies Act, 2013, the Report and Accounts are being sent to the Members and others entitled thereto, excluding the information on employees' particulars which is available for inspection by the Members at the Registered Office of the Company during business hours on working days of the Company up to the date of the ensuing Annual General Meeting. If any Member is interested in obtaining a copy thereof, such Member may write to the Company Secretary in this regard.

Disclosures pertaining to remuneration and other details as required under Section 197(12) of the Companies Act, 2013 read with Rule 5(1) of the Companies (Appointment and Remuneration of Managerial Personnel) Rules, 2014 are given in "Annexure - E" to this report.

### 38. DISCLOSURE AS PER SEXUAL HARASSMENT OF WOMEN AT WORKPLACE (PREVENTION, PROHIBITION AND REDRESSAL) ACT, 2013

The Company has zero tolerance for sexual harassment at workplace and has adopted a policy against sexual harassment in line with the provisions of Sexual Harassment of Women at Workplace (Prevention, Prohibition and Redressal) Act, 2013 and the rules framed thereunder.

Arvind Internal Complaints Committee (AICC) is formed and its details are declared across the organizations. All AICC members are trained by subject experts on handling the investigations and proceedings as defined in the policy

During the financial year 2023-24, no complaints were filed.

### 39. GENERAL

The Board of Directors state that no disclosure or reporting is required in respect of the following matters as there were no transactions or applicability pertaining to these matters during the year under review:

- i) Fraud reported by the Auditors to the Audit Committee or the Board of Directors of the Company.
- ii) Payment of remuneration or commission from any of its holding or subsidiary companies to the Managing Director/ Whole Time Director of the Company.
- iii) Voting rights which are not directly exercised by the employees in respect of shares for the subscription/ purchase of which loan was given by the Company (as there is no scheme pursuant to which such persons can beneficially hold shares as envisaged under section 67(3)(c) of the Companies Act, 2013).
- iv) Details of any application filed for corporate insolvency under Corporate Insolvency Resolution Process under the Insolvency and Bankruptcy Code, 2016.
- v) One time settlement of loan obtained from the banks or financial institutions.



#### 40. ACKNOWLEDGEMENTS

The Board expresses its sincere thanks to all the employees, customers, suppliers, investors, lenders, regulatory and government authorities and stock exchanges for their co-operation and support and look forward to their continued support in future.

By order of the Board

Place: Ahmedabad

Date: 6<sup>th</sup> May, 2024

**Sanjay Lalbhai**

Chairman and Managing Director

## Annexure A to the Directors' Report

### DISCLOSURES UNDER REGULATION 14 OF THE SEBI (SHARE BASED EMPLOYEE BENEFITS AND SWEAT EQUITY) REGULATIONS, 2021

The details of ESOS 2021 for the year ended 31<sup>st</sup> March, 2024 are as under:

	Scheme	ESOS 2021
1	Description:	
(a)	Date of shareholder's approval	18-Aug-2021
	Date of shareholder's approval on amendment	N.A.
(b)	Total number of shares approved under ESOP 2021	1,00,00,000
(c)	Vesting requirements	Options vest over a period of 1 to 5 years based on continued service and certain performance parameters.
(d)	Exercise price or pricing formula	<p>The exercise price shall be the Market Price for options to be granted under this scheme. However, it can be such other price as may be decided by the Board/Committee for grant of options not exceeding 0.5% of the paid up equity shares as on 31<sup>st</sup> March 2021 i.e. not exceeding 12,94,620 shares or such other price as may be required to be arrived in accordance with the applicable laws.</p> <p>Further, Board/Committee shall grant such options not exceeding 0.5% of paid up capital as mentioned above to employees in lieu of cash compensation based on achievement of key performance indicators and successful achievement of key performance criteria and such options shall not exceed 0.15% of the paid-up equity shares as on 31<sup>st</sup> March 2021 i.e. not exceeding 3,88,386 shares to any one employee. The Company sets the performance criteria for its employees on annual basis based on the prevailing opportunities and challenges faced by the company. Some of the key criteria that company has used for performance evaluation in recent past are Sales Growth, profitability, free cash flow generation and returns on invested capital.</p>
(e)	Maximum term of options granted	8 years from the date of grant
(f)	Source of shares	Primary
(g)	Variation of terms of options	None
2	Method used to account for ESOS	Fair Value Method
3	Where the Company opts for expensing of the options using the intrinsic value of the options, the difference between the employee compensation cost so computed and the employee compensation cost that shall have been recognized if it had used the fair value of the options shall be disclosed. The impact of this difference on the profits and EPS of the Company shall also be disclosed.	Not applicable
	(i) Difference between Intrinsic value and Fair value compensation cost	
	(ii) Impact on the Profits of the Company (₹)	
	(iii) Impact on Basic Earnings Per Share of the Company (₹)	
	(iv) Impact on Diluted Earnings Per Share of the Company (₹)	

	Scheme	ESOS 2021
4	Option movement during the year:	
(a)	Options Outstanding at the beginning of the year	3,58,000
(b)	Options granted during the year	8,00,000
(c)	Options forfeited / lapsed during the year	50,000
(d)	Options vested during the year	1,58,000
(e)	Options exercised during the year	1,33,000
(f)	Number of shares arising as a result of exercise of option	1,33,000
(g)	Money realized by exercise of options (₹)	23,59,375
(h)	Loan repaid by the Trust during the year from exercise price received	N.A.
(i)	Options Outstanding at the end of the year	10,25,000
(j)	Options Exercisable at the end of the year	1,25,000
5A	Weighted average exercise prices of options whose	
	Exercise price equals market price of stock	243.78
	Exercise price exceeds market price of stock	-
	Exercise price is less than market price of stock	₹ 10.00
5b	Weighted average fair value of options whose	
	Exercise price equals market price of stock	₹ 116.84
	Exercise price exceeds market price of stock	-
	Exercise price is less than market price of stock	₹ 88.18
6	Employee wise details of options granted to:	
(i)	Senior managerial personnel	Mr. Nigam Shah - 1,50,000 options. Mr. Susheel Kaul - 5,00,000 options.
(ii)	any other employee who receives a grant in any one year of options amounting to five per cent or more of options granted during that year;	Mr. Karan Ojha - 75,000 options. Mr. Venkatesh Babu - 75,000 options.
(iii)	identified employees who were granted options, during any one year, equal to or exceeding one per cent of the issued capital (excluding outstanding warrants and conversions) of the issuer at the time of grant.	None
7	A description of the method and significant assumptions used during the year to estimate the fair values of options, including following weighted average information:	
(i)	Share price (₹)	243.82
(ii)	Exercise price (₹)	214.55
(iii)	Expected volatility	46.16%
(iv)	Risk-free interest rate	7.07%
(v)	Any other inputs to the model	None
(vi)	Method used and the assumptions made to incorporate effects of expected early exercise	Binomial Option Pricing Model
(vii)	How expected volatility was determined, including an explanation of the extent of to which expected volatility was based on historical volatility	The daily volatility of the Company's stock price on stock exchanges over the expected life of the options has been considered.
(viii)	Whether any or how any other features of option grant were incorporated into the measurement of fair value, such as market condition.	None



## Annexure B to the Directors' Report

### ANNUAL REPORT ON CSR ACTIVITIES FOR FINANCIAL YEAR 2023-24

#### 1. Brief Outline on CSR Policy of the Company

Care for the society has been an intrinsic value for the promoters of the Lalbhai group. We strongly believe that a company can improve its own functioning by influencing the environment in which it operates. Our long tradition of contributing to the growth and development of the society led to the setting up of multiple institutions in the realm of educational, social and cultural domains in improving the lives of the people. Our ethos in the realm of Corporate Social Responsibility got culminated in Arvind Limited Policy on Corporate Social Responsibility (ALPCSR).

Our CSR Policy is and will always be synergetic to the broader areas that the Schedule VII of the Companies Act, 2013 has defined or will define from time to time.

The key points of the policy can be reached at our website through the given link: [https://www.arvind.com/sites/default/files/field\\_policy\\_file/CSR%20Policy%202019.pdf](https://www.arvind.com/sites/default/files/field_policy_file/CSR%20Policy%202019.pdf)

#### 2. Composition of the CSR Committee

The Arvind Limited has set up Corporate Social Responsibility Committee (CSR Committee) as per the requirement of the Companies Act. The members of the CSR Committee are:

Sl. No.	Name of Director	Designation/ Nature of Directorship	Number of meetings of CSR Committee held during the year	Number of meetings of CSR Committee attended during the year
1	Dr. Bakul Dholakia	Chairman (Independent Director)	2	2
2	Mr. Sanjay Lalbhai	Member (Chairman & Managing Director)	2	2
3	Mr. Punit Lalbhai	Member (Whole-time Director)	2	2
4	Mr. Jayesh Shah	Member (Whole time Director and Group CFO)	2	2

#### 3. Web-link where Composition of CSR committee, CSR Policy and CSR projects approved by the board are disclosed on the website of the company.

Composition of CSR Committee: <https://www.arvind.com/corporate-governance>

CSR Policy: [https://www.arvind.com/sites/default/files/field\\_policy\\_file/CSR%20Policy%202019.pdf](https://www.arvind.com/sites/default/files/field_policy_file/CSR%20Policy%202019.pdf)

CSR Projects: <https://www.arvind.com/corporate-social-responsibility>

#### 4. Details of Impact assessment of CSR projects carried out in pursuance of sub-rule (3) of rule 8 of the Companies (Corporate Social Responsibility Policy) Rules, 2014, if applicable.

Not applicable

5.
  - a) Average net profit of the Company as per sub-section (5) of section 135: ₹ 278.29 crores
  - b) Two percent of average net profit of the company as per sub-section (5) of section 135: ₹ 5.57 crores.
  - c) Surplus arising out of the CSR projects or programmes or activities of the previous financial years: NIL
  - d) Amount required to be set off for the financial year, if any: NIL
  - e) Total CSR obligation for the financial year [(b)+(c)+(d)]: ₹ 5.57 crores
6.
  - a) Amount spent on CSR Projects (both Ongoing Project and other than Ongoing project): ₹ 5.57 crores
  - b) Amount spent in Administrative Overheads: NIL
  - c) Amount spent on Impact Assessment, if applicable: NIL
  - d) Total amount spent for the Financial Year [(a)+(b)+(c)]: ₹ 5.57 crores
  - e) CSR amount spent or unspent for the financial year:



Total Amount Spent for the Financial Year. (in crores)	Amount Unspent (in ₹)				
	Total Amount transferred to Unspent CSR Account as per sub-section (6) of section 135.		Amount transferred to any fund specified under Schedule VII as per second proviso to sub-section (5) of section 135		
	Amount	Date of transfer	Name of the Fund	Amount	Date of transfer
5.57	NIL	-	NIL	-	-

f) Excess Amount for set off, if any:

Sl. No.	Particulars	Amount (in crores)
(1)	(2)	(3)
(i)	Two percent of average net profit of the company as per sub section (5) of section 135	5.57
(ii)	Total amount spent for the Financial Year	5.57
(iii)	Excess amount spent for the financial year [(ii)-(i)]	NIL
(iv)	Surplus arising out of the CSR projects or programmes or activities of the previous financial years, if any	NIL
(v)	Amount available for set off in succeeding financial years [(iii)-(iv)]	NIL

**7. Details of Unspent Corporate Social Responsibility amount for the preceding three financial years: NIL**

Sl. No.	Preceding Financial Year	Amount transferred to Unspent CSR Account under sub-section (6) of section 135 (in ₹)	Balance Amount in Unspent CSR Account under sub-section (6) of section 135 (in ₹)	Amount spent in the reporting Financial Year (in ₹)	Amount transferred to any fund specified under Schedule VII as per second proviso to sub-section (5) of section 135, if any		Amount remaining to be spent in succeeding financial years (in ₹)	Deficiency, if any
					Amount (in ₹)	Date of transfer		
1	20-21	Nil	Nil	Nil	Nil	Nil	Nil	Nil
2	21-22	Nil	Nil	Nil	Nil	Nil	Nil	Nil
3	22-23	Nil	Nil	Nil	Nil	Nil	Nil	Nil

**8. Whether any capital assets have been created or acquired through Corporate Social Responsibility amount spent in the Financial Year:**

☐ Yes ☒ No

No (No Capital Asset created during the financial year 2023-24)

If Yes, enter the number of Capital assets created/ acquired:

Furnish the details relating to such asset(s) so created or acquired through Corporate Social Responsibility amount spent in the Financial Year:

Sl. No.	Short particulars of the property or asset(s) (including complete address and location of the property)	Pincode of the property or as set(s)	Date of creation	Amount of CSR amount spent	Details of entity/ Authority/ beneficiary of the registered owner	
					CSR Registration Number, if applicable	Name
(1)	(2)	(3)	(4)	(5)	(6)	
Not applicable						

**9. Specify the reason(s), if the company has failed to spend two per cent of the average net profit as per sub-section (5) of section 135: Not Applicable**

Sd/-  
**Mr. Sanjay Lalbhai**  
 Chairman and Managing Director

Sd/-  
**Dr. Bakul Dholakia**  
 Chairman – CSR Committee

# Annexure C to the Directors' Report

## SECRETARIAL AUDIT REPORT FOR THE FINANCIAL YEAR ENDED 31<sup>ST</sup> MARCH, 2024

[Pursuant to section 204(1) of the Companies Act, 2013 and Rule 9 of the Companies (Appointment and Remuneration of Managerial Personnel) Rules, 2014]

To,  
The Members,  
**Arvind Limited**  
CIN: L17119GJ1931PLC000093  
Naroda Road  
Ahmedabad-380025

We have conducted the secretarial audit of the compliance of applicable statutory provisions and the adherence to good corporate practices by **Arvind Limited** (hereinafter called the Company). Secretarial Audit was conducted in a manner that provides us a reasonable basis for evaluating the corporate conducts / statutory compliances and expressing our opinion thereon.

Based on our verification of the Company's books, papers, minute books, forms and returns filed and other records maintained by the Company and also the information provided by the Company, its officers, agents and authorized representatives during the conduct of secretarial audit, we hereby report that in our opinion, the Company has, during the audit period covering the financial year ended on 31<sup>st</sup> March 2024 complied with the statutory provisions listed hereunder and also that the Company has proper Board-processes and compliance-mechanism in place to the extent, in the manner and subject to the reporting made hereinafter:

1. We have examined the books, papers, minute books, forms and returns filed and other records maintained by Arvind Limited ("the Company") for the financial year ended on 31<sup>st</sup> March 2024 according to the provisions of:
  - (i) The Companies Act, 2013 ("the Act") and the rules made thereunder;
  - (ii) The Securities Contracts (Regulation) Act, 1956 ('SCRA') and the rules made thereunder;
  - (iii) The Depositories Act, 1996 and the Regulations and Bye-laws framed thereunder;
  - (iv) Foreign Exchange Management Act, 1999 and the rules and regulations made thereunder to the extent of Foreign Direct Investment, Overseas Direct Investment and External Commercial Borrowings;
2. The following Regulations and Guidelines prescribed under the Securities and Exchange Board of India Act, 1992 ('SEBI Act'):
  - (i) The Securities and Exchange Board of India (Substantial Acquisition of Shares and Takeovers) Regulations, 2011;
  - (ii) The Securities and Exchange Board of India (Prohibition of Insider Trading) Regulations, 2015;
  - (iii) The Securities and Exchange Board of India (Issue of Capital and Disclosure Requirements) Regulations, 2018;
  - (iv) The Securities and Exchange Board of India (Share Based Employee Benefits and Sweat Equity) Regulations, 2021;
  - (v) The Securities and Exchange Board of India (Listing Obligations & Disclosure Requirements) Regulations, 2015;
  - (vi) The Securities and Exchange Board of India (Issue and Listing of Debt Securities) Regulations, 2008;
  - (vii) The Securities and Exchange Board of India (Registrars to Issue and Share Transfer Agents) Regulations, 1993 regarding the Companies Act and dealing with client; (Not Applicable as the Company is not registered as Registrar and Transfer Agents with SEBI)
  - (viii) The Securities and Exchange Board of India (Delisting of Equity Shares) Regulations, 2009; (Not applicable as the Company has not applied for delisting of Equity Shares during the financial year)
  - (ix) The Securities and Exchange Board of India (Buyback of Securities) Regulations, 1998 (Not Applicable as the Company has not bought back any of the securities during the financial year)
3. We have relied on the representation made by the Company and its Officers for systems and mechanism formed by the Company for compliances under other applicable Acts, Laws and Regulations as applicable to the Company.

4. The Company has identified and confirmed the following laws as specifically applicable to the Company:
- (i) Explosives Act, 1884
  - (ii) Electricity Act, 2003
  - (iii) Public Liability Insurance Act, 1991
  - (iv) Information Technology Act, 2000
  - (v) Essential Commodities Act, 1955
  - (vi) Textile Committee Act, 1963
  - (vii) Textile (Development & Regulation) Order, 2001
  - (viii) Textile (Consumer Protection) Regulations, 1988
5. We have also examined compliance with the applicable clauses of Secretarial Standards issued by The Institute of Company Secretaries of India and the Listing Agreement entered into by the Company with National Stock Exchange of India Limited and BSE Limited.

During the period under review the Company has complied with the provisions of the Act, Rules, Regulations, Guidelines, Standards, etc. mentioned above.

**We further report that**

The Board of Directors of the Company is duly constituted with proper balance of Executive Directors, Non-Executive Directors and Independent Directors. Adequate notice is given to all directors to schedule the Board Meetings, agenda and detailed notes on agenda were sent at least seven days in advance, and a system exists for seeking and obtaining further information and clarifications on the agenda items before the meeting and for meaningful participation at the meeting.

Majority decision is carried through, while the dissenting members' views are captured and recorded as part of the minutes.

**We further report that** there are adequate systems and processes in the Company commensurate with the size and operations of the Company to monitor and ensure compliance with applicable laws, rules, regulations and guidelines.

**We further report that**, during the audit period there were no events / actions having major bearing on the affairs of the Company in pursuance of the above referred laws, rules, regulations, guidelines, standards, etc.

**Hitesh D. Buch**

Proprietor

For, Hitesh Buch & Associates

FCS No.: 3145; C P No.: 8195

Peer Review Certi. No. 1265/2021

UDIN: F003145F000314159

Ahmedabad, 6<sup>th</sup> May 2024

This Report is to be read with our letter of even date which is annexed as **Annexure** and forms an integral part of this report

To,  
The Members,  
Arvind Limited  
CIN: L17119GJ1931PLC000093  
Naroda Road  
Ahmedabad-380025

Our report of even date is to be read along with this letter.

1. Maintenance of secretarial records is the responsibility of the management of the Company. Our responsibility is to express an opinion on these secretarial records based on our audit.
2. We have followed the audit practices and processes as were appropriate to obtain reasonable assurance about the correctness of the contents of the secretarial records. The verification was done on the test basis to ensure that correct facts are reflected in the secretarial records. We believe that the processes and practices we followed provide a reasonable basis for our opinion.
3. We have not verified the correctness and appropriateness of financial records and books of accounts of the Company.
4. Wherever required, we have obtained the management representation about the compliance of laws, rules and regulations and happening of events etc.
5. The compliance of the provisions of corporate and other applicable laws, rules, regulations and standards is the responsibility of management. Our examination was limited to the verification of procedures on test basis.
6. The Secretarial Audit Report is neither an assurance as to the future viability of the Company nor of the efficacy or effectiveness with which the management has conducted the affairs of the Company.

Ahmedabad, 6<sup>th</sup> May 2024

Sd/-  
**Hitesh D. Buch**  
Proprietor  
For, Hitesh Buch & Associates  
FCS No.: 3145; C P No.: 8195  
Peer Review Certi. No. 1265/2021  
UDIN: F003145F000314159



## Annexure D to the Directors' Report

Information on Conservation of Energy, Technology Absorption and Foreign Exchange Earnings and Outgo stipulated under Section 134(3)(m) of the Companies Act, 2013 read with Rule 8 of the Companies (Accounts) Rules, 2014.

### (A) CONSERVATION OF ENERGY:

#### 1. The Steps taken on Conservation of Energy:

All units have adopted a variety of strategies to conserve energy. The primary focus is on assessing current system parameters and then making enhancements. There is also a significant emphasis on optimizing the operation of different equipment, which will contribute to energy savings. As a result of the energy conservation measures implemented, the Company successfully achieved the following savings in electricity and costs:

Division	Energy savings (KWH)	Cost Saving (₹ in lacs)
Denim	61,779	5.89
Khatrej	5,58,784	45.3
Intex	65,184	0.70
Ankur	6,67,162	42.83
<b>Total</b>	<b>13,52,909</b>	<b>94.72</b>

#### 2. Steps taken by Company for utilizing alternate energy solutions

Several energy efficiency improvements were implemented across various textile units. At the Denim unit, measures included installing a condensate recovery system and energy-efficient pumps and motors, resulting in significant energy savings. LED lighting upgrades and fan blade adjustments were made at Arvind Intex Unit, yielding substantial annual energy savings. Ankur Textiles achieved notable energy conservation by replacing conventional lighting with LED, reusing water, and generating solar energy. Khatraj-Santej Units focused on reducing energy loss by stopping certain operations, replacing metal halide lamps with LEDs, installing auto drains in air dryers, and using variable frequency drives in boilers, leading to notable financial and energy savings.

#### 3. Capital Investment on Energy Conservation equipment:

The total capital investment made on energy efficiency improvement measures across various textile units amounted to ₹90.60 lakhs.

### (B) TECHNOLOGY ABSORPTION

#### 1. Efforts made and benefits derived towards Technology Absorption:

Denim, Woven & Knits Division:

##### A. NEW PRODUCT DEVELOPMENT

##### 1. New Generation Women's stretch

Launched a new genre of women's stretch in denim with the technical input from Turkish Consultant. It is an advanced version of women's stretch. It contains exotic yarn, fabric construction and dyeing technique.

##### 2. New Indigo Shade cast

It is combination of three different oxidative colors which results into unique shade cast and wash down effect. The very strong cast along with indigo demonstrate a differentiated category of denim fabrics.

**3. Indigo Moleskin**

It is a hybrid denim made by amalgamation of denim and conventional woven technology. This is an exclusive fabric which is a denim by color but a traditional moleskin fabric by look and feel.

**4. Tencel Blended Denim 2.0**

An optimised blend of tencel and cotton is developed which takes care of authentic denim look as well as having softness of Tencel in it.

**5. Bi-Stretch: Non-Iron Shirt**

The product has 360 degree stretch that adapts the body movement of wearer. It has flexibility and iron-free quality.

**6. Digital print- New Technology**

Use of special dyestuff instead of conventional reactive color makes the technology user friendly and more robust. Branded as Magique and Mystique print. A perfect embroidery like effect is achieved through Magique print technique.

**7. Sulphur dyeing- customised color**

The customised shade in Sulphur is achieved by mixing of two or more different sulphur dye stuffs and applied on yarn through unique dyeing technique.

**8. Multifunction finish in Knit**

The multifunction finish provides enhance of wicking, cooling and breathability properties to knitted fabric.

**B. PROCESS IMPROVEMENT**

**1. Blooming Blue**

The main objective is to have fresh blue shade even in super bleached fabric and also maintaining the activity of warp and weft in bleached wash. The special treatment of yarn during dyeing, results into blooming Indigo shade in super bleached fabric.

**2. PUREPRESS™ cotton**

It helps with anti-wrinkle and formaldehyde free garment press technology. Also, it helps to improve strength of woven and/or knit fabric, abrasion resistance and prevent from yellowing of shade (mostly whites), shade change and/or odour.

**3. Econtrol® process**

It is a simple, quick and economical continuous dyeing process. It improves penetration of dye in densely weave fabric. The process has humidity control, low temperature fixation, prevent urea and fumes and reduce migration of dye bath. Ideal process for fast change technology.

**4. Stabilizer**

It is an auxiliary used during dyeing process to stabilize dye bath. Mainly it is used when two chemicals of different ionic nature have to be used in one bath to get the desired results. The said stabilizer is used for product having structures like checks, stripes etc.

**5. Tetra Blend Yarn**

The yarn is having more than two fibres having different diameter, different length; blended together, to get desired traits and aesthetics. The newly developed yarn processing methods and chemicals used during processing helps to support tetra blend.

#### 6. Dyed yarn package: Sulphur dyes

Sulphur dyes are oxidative class of dyes so it is preferable to dye in sheet or rope form universally. The process is developed to dye yarn in package form with the sulphur dyestuff.

#### 7. Dyeing process of Cotton/Polyester blends in single bath

Cotton fiber after esterification, polyester/cotton blended fabric is dyed in a single bath using dispersion dye. The techniques save energy and time, shorten the dyeing process, shorten the dyeing cycle and lessen environmental impact.

#### 8. Wet peach finish for synthetic fabric

The knitted synthetic fabric is undergone mechanical forces that creates peach effect on fabric. The process gives a fabric a nice, soft feel and makes it more comfortable to wear.

#### 9. Polyamide active wear fabric

Active wear category, knitted garment with polyamide content is preferable choice for athletes due to light weight and breathable along with good moisture management and comfort. The finishing process is developed for the polyamide fabric.

### C. SUSTAINABILITY

#### 1. Most Sustainable Denim

The sulphur dye stuff used in dyeing is from renewable bio-mass. The dyeing happened in foam dyeing range, yarn is made with organic cotton, woven in selvedge loom and finished in most sustainable way.

#### 2. Eco Advance Dyeing

It saves around 50% of water used during indigo dyeing. It also imparts a unique shade cast and superior wash down effect due to ring dyeing.

#### 3. Circulose:

It is a chemically recycled viscose fiber from textile waste.

### Composite Division:

#### New Product Development (In-house):

- Expanded list of rail coach parts to include pultruded components for Roof Skirt and Side Skirt applications. These include development of proprietary resin systems which adhere to EN-45545 HL-2 /R7 as per railway standards, and intricate profile design that required advanced pultrusion capabilities.
- Pultruded and molded FRP products with anti-static properties rated less than  $10^9$  ohm as per ISO-80079-36, through in-house materials and process improvement
- Pultruded Fan Baldes with pigmented resin system to meet targeted aesthetics, while preserving the mechanical properties and other performance parameters
- Small diameter 16mm FRP sleeve with ASTM D 3917 tolerances

#### Process improvements :

- Reducing the styrene level on Pultrusion shop-floor by 30% overall and 60% around the close proximity of machines using fume suction tower with suction pump
- Automatic right angle cutting for in-line first time right cutting of pultrusion profiles



## 2. Information regarding technology imported during the three years:

Technology imported / Acquired	1. Tearing line for textile waste from Perfect Engg. Corp.
	2. Pilot plant for spinning
	3. 20 TPH Biomass agro bass Boiler-make Thermax
	4. Digital Pigment printing by Kornit Digital Ltd for Emboss digital print/Normal pigment print/Mystic Print/3D print/magic print
	5. De-oiling Technology for Knit-Active wear
Year of Import	1. 2022-23
	2. 2023-24
	3. 2023-24
Has technology been fully absorbed?	1. The facility had been utilized partially, technical challenges are addressed. Bulk trials planned.
	2. The facility has been fully utilized by the Company.
	3. The facility has been fully utilized by the Company.
	4. This technology is fully functioning and catering bulk order successfully.
	5. This technology is fully functioning and catering bulk order successfully.

## 3. Expenditure on Research and Development :

	₹ in crores	
Particulars	Year ended March 31, 2024	Year ended March 31, 2023
Naroda Centre	3.8	5.4
Santej Centre	9.7	11.4
Pune Centre	1.7	1.4
Total	15.3	18.2

## (C) FOREIGN EXCHANGE EARNINGS AND OUTGO:

Total Foreign Exchange used and earned:

	₹ in crores	
Particulars	2023-24	2022-23
Total foreign exchange used	417.47	400.33
Total foreign exchange earned	2,752.88	3,225.35



## Annexure E to Directors' Report

Statement of Particulars under section 197(12) of the Companies Act, 2013 read with Rule 5(1) of the Companies(Appointment and Remuneration of Managerial Personnel)Rules, 2014.

S.No.	Particulars	Status		
			Number of Times	
i)	The ratio of the remuneration of each director to median remuneration of the employees of the company for F Y 2023-24	Directors	If Total remuneration of the director is considered	If total remuneration of the Director excluding Variable pay and commission is considered
		Mr. Sanjay Lalbhai	148.03	63.04
		Mr. Punit Lalbhai	97.17	35.96
		Mr. Kulin Lalbhai	97.26	35.98
		Mr. Jayesh Shah	99.95	41.92
		Dr. Bakul Dholakia	2.17	0.82
		Mr. Arpit Patel	2.83	0.68
		Mr. Dileep Choksi	1.90	0.56
		Mr. Nilesh Shah	1.90	0.56
		Ms.Ismet Khambatta	1.63	0.47
ii)	The percentage increase in remuneration of each director, Chief Financial Officer, Chief Executive Officer, Company Secretary or Manager, if any, in the financial year	Directors		%
		Chairman and Managing Director		
		Mr. Sanjay Lalbhai		-2%
		Executive Directors		
		Mr. Punit Lalbhai		12%
		Mr. Kulin Lalbhai		12%
		Mr. Jayesh Shah		0%
		Independent Directors		
		Mr. Arpit Patel		78%
		Dr. Bakul Dholakia		23%
		Mr. Dileep Choksi		15%
		Mr. Nilesh Shah		19%
		Ms. Ismet Khambatta^		NA
		Chief Financial Officer		
		Mr. Nigam Shah#		NA
		Company Secretary		
		Mr. Krunal Bhatt*		NA
		Mr. R. V. Bhimani**		NA

<sup>^</sup>Ms.Ismet Khambatta has been appointed as an Independent Director w.e.f. 1<sup>st</sup> August, 2022

<sup>#</sup>Mr.Nigam Shah has been appointed as Chief Financial Officer w.e.f. 1<sup>st</sup> February, 2024

<sup>\*</sup>Mr. Krunal Bhatt has been appointed as Company Secretary w.e.f. 1<sup>st</sup> February 2024

<sup>\*\*</sup>Mr. R.V. Bhimani ceased to be a company secretary w.e.f. 1<sup>st</sup> February, 2024.



S.No.	Particulars	Status
iii)	The percentage increase in the median remuneration of employees in the financial year	8.00%
iv)	The number of permanent employees on the rolls of company	24599
v)	Average percentile increase already made in the salaries of employees other than the managerial personnel in the last financial year and its comparison with the percentile increase in the managerial remuneration and justification thereof and point out if there are any exceptional circumstances for increase in the managerial remuneration	Average increase for Managerial Personnels was 4.78 % and for other employees were about 6.73%. There is no exceptional increase in remuneration of Managerial Personnels.
vi)	Affirmation that the remuneration is as per the remuneration policy of the company	It is affirmed that the remuneration is as per the Remuneration Policy of the Company.

# Corporate Governance Report

Your Directors present the Company's Report on Corporate Governance for the year ended on 31<sup>st</sup> March, 2024.

## 1. COMPANY'S PHILOSOPHY ON CODE OF GOVERNANCE

Corporate Governance at Arvind Limited ("Arvind") is a value-based framework to manage our Company's affairs in a fair and transparent manner. As a responsible corporation, we use this framework to maintain accountability in all our affairs and employ democratic and open processes. We have evolved guidelines and best practices over the years to ensure timely and accurate disclosure of information regarding our financials, performance, leadership and governance of the Company.

**Our corporate governance philosophy is based on the following principles:**

- Satisfy the spirit of the law and not merely the letter of the law. Corporate Governance standards should go beyond the law.
- Be transparent and maintain a high degree of disclosure levels.
- Make a clear distinction between personal conveniences and corporate resources.
- Communicate externally, in a truthful manner, about how the Company runs internally.
- Have a simple and transparent corporate structure driven solely by business needs.
- The Management is the trustee of the shareholders' capital and not the owner.

The Board of Directors ('the Board') is at the core of our corporate governance practice and oversees how the Management serves and protects the long-term interests of all our stakeholders. We believe that an active, well-informed and independent Board is necessary to ensure the highest standards of Corporate Governance. The majority of our Board, 5 out of 9, are independent members. Given below is the report on Corporate Governance at Arvind.

## 2. BOARD OF DIRECTORS

### (i) Composition of the Board:

The Board has 9 Directors, comprising of Chairman and Managing Director, Whole Time Director and Group Chief Financial Officer, 1 Vice Chairman and Executive Director, 1 Executive Director and 5 Non-Executive Directors. The Non-Executive Directors who are also Independent Directors are the leading professionals from varied fields who lay their independent judgments in the Board's discussions and deliberations.

The following is the Composition of the Board as at 31st March 2024:

Sr. No.	Name of Director	Executive/ Non-Executive/ Independent Director	No. of Directorships held (Including Arvind Ltd.)*	Committee(s) position (Including Arvind Ltd.)**	
				Member	Chairman
1	Mr. Sanjay Lalbhai	Chairman & Managing Director	5	2	1
2	Mr. Punit Lalbhai	Vice Chairman and Executive Director	8	1	1
3	Mr. Kulin Lalbhai	Executive Director	7	2	1
4	Mr. Jayesh Shah	Executive Director and Group Chief Financial Officer	10	2	0
5	Dr. Bakul Dholakia	Independent Director	3	4	1
6	Mr. Arpit Patel	Independent Director	4	5	3
7	Mr. Dileep Choksi	Independent Director	11	8	3
8	Mr. Nilesh Shah	Independent Director	4	3	0
9	Ms. Ismet Khambatta	Independent Director	4	0	0

\*All the Companies have been considered excluding Companies incorporated under Section 8 of the Companies Act, 2013 (earlier Section 25 of the Companies Act, 1956) and Companies incorporated outside India.



\*\*Only Audit Committee and Stakeholders' Relationship Committee have been considered as per Regulation 26 of the SEBI (LODR) Regulations, 2015.

**Names of the Listed Entities where the person is a Director and the category of Directorship:**

Sr. No.	Name of Director	Name of Listed Company	Category of Directorship
1	Mr. Sanjay Lalbhai	The Anup Engineering Limited	Chairman and Non-Executive Director
		Arvind SmartSpaces Limited	Chairman and Non-Executive Director
		Arvind Fashions Limited	Chairman and Non-Executive Director
2	Mr. Punit Lalbhai	The Anup Engineering Limited	Vice Chairman and Non-Executive Director
		Arvind Fashions Limited	Non-Executive Director
		Deepak Nitrite Limited	Non-Executive Independent Director
3	Mr. Kulin Lalbhai	Zydus Wellness Limited	Non-Executive Independent Director
		Arvind SmartSpaces Limited	Non-Executive Director
		Arvind Fashions Limited	Non-Executive Director
4	Mr. Jayesh Shah	-	-
5	Dr. Bakul Dholakia	Gujarat State Petronet Limited	Non-Executive Independent Director
		Ashima Limited	Non-Executive Independent Director
6	Mr. Arpit Patel	The Anup Engineering Limited	Non-Executive Independent Director
		Johnson Controls-Hitachi Air Conditioning India Ltd	Non-Executive Independent Director
7	Mr. Dileep Choksi	Deepak Nitrite Limited	Non-Executive Independent Director
		AIA Engineering Limited	Non-Executive Independent Director
		Swaraj Engines Limited	Non-Executive Independent Director
		ICICI Prudential Life Insurance Company Limited	Non-Executive Independent Director
8	Mr. Nilesh Shah	Arvind Fashions Limited	Non-Executive Independent Director
9	Ms. Ismet Khambatta	-	-

**(ii) Key Board Qualifications, Expertise and Attributes:**

Name of the Director	The skills / expertise / competencies identified for the effective functioning of the Company and are currently available with the Board
Mr. Sanjay Lalbhai	<ul style="list-style-type: none"> <li>Strategic thinking.</li> <li>Track-record of spotting disruptive opportunities ahead of time.</li> <li>Ability to take calibrated risks.</li> <li>Sales and marketing including an understanding of consumer markets in India, US and Europe.</li> <li>International business experience covering operations in new geographies.</li> <li>Innovation management to ensure continuing relevance of Company's offerings under changing market conditions.</li> <li>Manufacturing and supply chain management skills including running production facilities.</li> </ul>
Mr. Punit Lalbhai	<ul style="list-style-type: none"> <li>Expertise in new materials and sustainable technologies.</li> <li>Sales and marketing including an understanding of consumer markets in India, US and Europe.</li> <li>International business experience covering operations in new geographies.</li> <li>Innovation management to ensure continuing relevance of Company's offerings under changing market conditions.</li> </ul>



Name of the Director	The skills / expertise / competencies identified for the effective functioning of the Company and are currently available with the Board
Mr. Kulin Lalbhai	<ul style="list-style-type: none"> <li>Expert in retail technologies and digital transformation.</li> <li>Sales and marketing including an understanding of consumer markets in India, US and Europe.</li> <li>International business experience covering operations in new geographies.</li> <li>Innovation management to ensure continuing relevance of Company's offerings under changing market conditions.</li> </ul>
Mr. Jayesh Shah	<ul style="list-style-type: none"> <li>General management and financial management skills including mergers and acquisitions, legal and regulatory management, industrial relations and overall stakeholder management.</li> </ul>
Dr. Bakul Dholakia	<ul style="list-style-type: none"> <li>Expertise in micro and macro – economy, General management and financial management skills including mergers and acquisitions, legal and regulatory management, industrial relations and overall stakeholder management.</li> </ul>
Mr. Dileep Choksi	<ul style="list-style-type: none"> <li>General management and financial management skills including mergers and acquisitions, legal and regulatory management, industrial relations and overall stakeholder management.</li> </ul>
Mr. Nilesh Shah	<ul style="list-style-type: none"> <li>Expertise in macro-economy.</li> <li>Shareholder value creation.</li> <li>General management and financial management skills including mergers and acquisitions, legal and regulatory management.</li> </ul>
Mr. Arpit Patel	<ul style="list-style-type: none"> <li>General management and financial management skills including mergers and acquisitions, legal and regulatory management, industrial relations and overall stakeholder management.</li> </ul>
Ms. Ismet Khambatta	<ul style="list-style-type: none"> <li>Proficiency in architecture, urban and furniture design and education.</li> </ul>

### (iii) Board Agenda:

The annual calendar of Board and Committee Meetings is agreed upon at the beginning of each year. Meetings are governed by a structured Agenda and a Board Member may bring up any matter for consideration of the meeting in consultation with the Chairman. Agenda papers are generally circulated to the Board Members at least 7 working days in advance. In addition, for any business exigencies the resolutions are passed by circulation and later placed at the subsequent Board or Committee Meeting for ratification/ approval. Detailed presentations are made at the meetings on all major issues to enable the Board to take informed decisions.

#### Invitees & Proceedings:

Apart from the Board Members, the Company Secretary, the Heads of Manufacturing and Marketing are invited to attend all the Board Meetings. Other senior management executives are called as and when necessary, to provide additional inputs for the matters being discussed by the Board. The CFO makes presentation on the quarterly and annual operating & financial performance and on annual operating & capex budget. The Managing Director and other senior executives make presentations on capex proposals & progress, operational health & safety and other business issues.

#### Support and Role of Company Secretary:

The Company Secretary is responsible for convening the Board and Committee meetings, preparation and distribution of agenda and other documents and recording of the minutes of the meetings. He acts as interface between the Board and the Management and provides required assistance to the Board and the Management.

### (iv) Meetings and Attendance:

During the year, the Board of Directors met 4 times on 18<sup>th</sup> May 2023, 27<sup>th</sup> July 2023, 31<sup>st</sup> October, 2023 and 30<sup>th</sup> January, 2024. The gap between two Board Meetings was within the maximum time gap prescribed under the Companies Act, 2013, the SEBI (LODR) Regulations, 2015 and Circulars issued by Ministry of Corporate Affairs and SEBI. The Attendance of Directors at these Board Meetings and at the last Annual General Meeting was as under:



Sr. No.	Name of Director	Number of Board Meetings held during the period when the Director was on the Board	Number of Board Meetings attended	Whether present at the previous AGM
1	Mr. Sanjay Lalbhai	4	4	Yes
2	Mr. Punit Lalbhai	4	4	Yes
3	Mr. Kulin Lalbhai	4	3	Yes
4	Mr. Jayesh Shah	4	4	Yes
5	Dr. Bakul Dholakia	4	4	Yes
6	Mr. Arpit Patel	4	4	Yes
7	Mr. Dileep Choksi	4	3	Yes
8	Mr. Nilesh Shah	4	3	Yes
9	Ms. Ismet Khambatta	4	4	Yes

**(v) Independent Directors:**

Independent Directors play an important role in the governance processes of the Board. They bring their expertise and experience on the deliberations of the Board. This enriches the decision making process at the Board with different points of view and experiences and prevents conflict of interest in the decision making process.

None of the Independent Directors serves as “Independent Director” in more than seven listed companies. No person has been appointed or continuing as an Alternate Director for an Independent Director of the Company.

Based on the disclosures received from all the Independent Directors and also in the opinion of the Board, the Independent Directors fulfil the conditions specified in SEBI (LODR) Regulations, 2015 and are independent of the management.

During the year under review, the Independent Directors met on 29<sup>th</sup> February 2024, interalia:

- To review the performance of the Non-Independent Directors (Executive Directors);
- To review the performance of the Board of the Company as a whole;
- To review the performance of Chairman of the Company taking into account the views of Executive Directors on the same;
- To assess the quality, quantity and timeliness of flow of information between the Company's management and the Board.

They expressed satisfaction at the robustness of the evaluation process, the Board's freedom to express views on the business transacted at the Meetings and the openness with which the Management discussed various subject matters on the agenda of meetings.

**(vi) Disclosure of relationships between the Directors inter-se:**

Except between Mr. Sanjay Lalbhai (Chairman & Managing Director) and his two sons viz. Mr. Punit Lalbhai (Vice Chairman and Executive Director) and Mr. Kulin Lalbhai (Executive Director), there is no relationship between the Directors inter-se.

**(vii) Number of shares and convertible instruments held by Non-Executive Directors as on 31st March, 2024:**

Name	Category	No. of equity shares held
Dr. Bakul Dholakia	Non-Executive Independent Director	27700
Mr. Arpit Patel	Non-Executive Independent Director	-
Mr. Dileep Chokshi	Non-Executive Independent Director	-
Mr. Nilesh Shah	Non-Executive Independent Director	211
Ms. Ismet Khambatta	Non-Executive Independent Director	-

During the year under review, the Company has not issued any Convertible Instruments.

**(viii) Familiarisation Programme for Independent Director:**

On appointment of an individual as Director, the Company issues a formal Letter of Appointment to the concerned director, setting out in detail, the terms of appointment, duties and responsibilities. Each newly appointed Independent Director is taken through a formal Familiarisation Program including the presentation from the Chairman & Managing Director providing information relating to the Company, Denim/ Shirts/ Branded Garments Business Divisions, industry, business model of the Company, geographies in which Company operates, etc. The programme also provides awareness of the Independent Directors on their roles, rights, responsibilities towards the Company. Further, the Familiarisation Programme also provides information relating to the financial performance of the Company and budget and control process of the Company.

The details of Familiarisation Program imparted to Independent Directors is also posted on the Company's Website at

[https://www.arvind.com/sites/default/files/field\\_policy\\_file/Directors%20Familiarization%20Programs%20Arvind%2023-24.pdf](https://www.arvind.com/sites/default/files/field_policy_file/Directors%20Familiarization%20Programs%20Arvind%2023-24.pdf)

**(ix) Code of Conduct for Directors and Senior Management Personnel:**

In terms of provisions of the SEBI (LODR) Regulations, 2015, the Board of Directors of the Company has laid down a Code of Conduct for all Board Members and Senior Management Personnel of the Company. The said Code of Conduct has been posted on the website of the Company. The Board Members and Senior Management Personnel of the Company have affirmed compliance with the Code. The Chairman & Managing Director of the Company has given a declaration to the Company that all the Board Members and Senior Management Personnel of the Company have affirmed compliance with the Code.

**(x) Prohibition of Insider Trading Code:**

The codes viz. "Code of Conduct for Prohibition of Insider Trading" and the "Code of Practices & Procedures for Fair Disclosure of Unpublished Price Sensitive Information" allows the formulation of a trading plan subject to certain conditions and requires pre-clearance for dealing in the Company's shares. It also prohibits the purchase or sale of Company's shares by the Designated Persons, while in possession of unpublished price sensitive information in relation to the Company and during the period when the Trading Window is closed.

**(xi) Committees of the Board:**

The Board of Directors has constituted 7 Committees of the Board viz.

- Audit Committee
- Nomination and Remuneration Committee
- Stakeholders' Relationship Committee
- Risk Management Committee
- Corporate Social Responsibility Committee
- Environment, Sustainability and Governance Committee
- Management Committee

The Board determines the terms of reference of these Committees from time to time. Meetings of these Committees are convened by the respective Committee Chairman/ Company Secretary. At each Board Meeting, minutes of these Committees are placed before the Directors for their perusal and noting.

### 3. AUDIT COMMITTEE

The Audit Committee of the Company comprises of 5 members out of which 4 members are Non-Executive Independent Directors. The Committee members are professionals having requisite experience in the fields of Finance and Accounts, Banking and Management.

#### (i) Terms of reference of the committee:

1. Oversight of the Company's financial reporting process and the disclosure of its financial information to ensure that the financial statements are correct, sufficient and credible;
2. Recommendation for appointment, remuneration and terms of appointment of auditors of the Company;
3. Approval of payment to Auditors for any other services rendered by the Auditors of the Company;
4. Reviewing, with the management, the annual financial statements and auditor's report thereon before submission to the Board for approval, with particular reference to:
  - a) Matters required to be included in the Director's Responsibility Statement to be included in the Board's report in terms of clause (c) of Sub-section 3 of Section 134 of the Companies Act, 2013;
  - b) Changes, if any, in accounting policies and practices and reasons thereto;
  - c) Major accounting entries involving estimates based on the exercise of judgment by management;
  - d) Significant adjustments made in the financial statements arising out of audit findings;
  - e) Compliance with listing and other legal requirements relating to financial statements;
  - f) Disclosure of any related party transactions; and
  - g) Modified opinion(s) in the draft audit report.
5. Reviewing, with the management, the quarterly financial results before submission to the Board for approval;
6. Reviewing, with the management, the statement of uses/ application of funds raised through an issue (public issue, rights issue, preferential issue, etc.), the statement of funds utilized for purposes other than those stated in the offer document/ prospectus/ notice and the report submitted by the monitoring agency monitoring the utilisation of proceeds of a public issue or rights issue or preferential issue or qualified Institutional placement, and making appropriate recommendations to the Board to take up steps in this matter;
7. Reviewing and monitoring the auditor's independence and performance and effectiveness of audit process;
8. Approval or any subsequent modification of transactions of our Company with related parties;
9. Scrutiny of inter-corporate loans and investments;
10. Valuation of undertakings or assets of our Company, wherever it is necessary;
11. Evaluation of internal financial controls and risk management systems;
12. Reviewing, with the management, performance of statutory and internal auditors, adequacy of the internal control systems;



13. Reviewing the adequacy of internal audit function, if any, including the structure of the internal audit department, staffing and seniority of the official heading the department, reporting structure coverage and frequency of internal audit;
14. Discussion with internal auditors of any significant findings and follow up there on;
15. Reviewing the findings of any internal investigations by the internal auditors into matters where there is suspected fraud or irregularity or a failure of internal control systems of a material nature and reporting the matter to the Board;
16. Discussion with statutory auditors before the audit commences, about the nature and scope of audit as well as post-audit discussion to ascertain any area of concern;
17. To look into the reasons for substantial defaults in the payment to the depositors, debenture holders, shareholders (in case of non-payment of declared dividends) and creditors;
18. To review the functioning of the whistle blower mechanism;
19. Approval of the appointment of the CFO of the Company (i.e., the whole-time Finance Director or any other person heading the finance function or discharging that function) after assessing the qualifications, experience and background, etc. of the candidate;
20. To review the utilization of loans and/ or advances from/ investment by the holding company in the subsidiary exceeding rupees 100 crore or 10% of the asset size of the subsidiary, whichever is lower including existing loans/ advances/ investments existing as on the date of coming into force of this provision;
21. To review the compliance with the provisions of Regulation 9A of Securities and Exchange Board of India (Prohibition of Insider Trading) Regulations, 2015 at least once in a financial year and to verify that the systems for internal control are adequate and are operating effectively;
22. Consider and comment on rationale, cost-benefits and impact of schemes involving merger, demerger, amalgamation etc., on the listed entity and its shareholders; and
23. To carry out any other function as mentioned in the terms of reference of the Audit Committee.

**Audit Committee shall mandatorily review the following information:**

1. Management discussion and analysis of financial condition and results of operations;
2. Management letters/ letters of internal control weaknesses issued by the statutory auditors of our Company;
3. Internal audit reports relating to internal control weaknesses;
4. The appointment, removal and terms of remuneration of the chief internal auditor shall be subject to review by the audit committee;
5. Statement of deviations:
  - a) quarterly statement of deviation(s) including report of monitoring agency, if applicable, submitted to the stock exchanges in terms of sub-regulation (1) of Regulation 32 of the Securities and Exchange Board of India (Listing Obligations and Disclosure Requirements) Regulations, 2015; and
  - b) annual statement of funds utilized for purposes other than those stated in the offer document/ prospectus/ notice in terms of Sub-Regulation (7) of Regulation 32 of the Securities and Exchange Board of India (Listing Obligations and Disclosure Requirements) Regulations, 2015.



**(ii) The Composition of the Committee as at 31st March 2024 and the details of Members participation at the Meetings of the Committee are as under:**

During the year, 4 Audit Committee Meetings were held on 18<sup>th</sup> May 2023, 27<sup>th</sup> July 2023, 31<sup>st</sup> August 2023 and 29<sup>th</sup> January 2024. The Attendance of Members at meetings were as under:

Sr. No.	Name of Member	Position	Number of Meetings held during the period when the Member was on the Board	Number of Meetings attended
1	Mr. Arpit Patel	Chairman	4	4
2	Mr. Dileep Choksi	Member	4	3
3	Mr. Jayesh Shah	Member	4	4
4	Dr. Bakul Dholakia	Member	4	4
5	Mr. Nilesh Shah	Member	4	3

The representatives of Internal and Statutory Auditors are invitees to Audit Committee meetings and the Company Secretary acts as the Secretary of the Audit Committee.

#### **4. NOMINATION AND REMUNERATION COMMITTEE**

The Nomination and Remuneration Committee of the Company comprises of 4 Directors, all of whom are Non-Executive Independent Directors.

**(i) Terms of reference of the committee:**

1. Formulation of the criteria for determining qualifications, positive attributes and independence of a director and recommend to the Board a policy relating to the remuneration of the directors, key managerial personnel and other employees;
- 1A. For every appointment of an independent director, the Nomination and Remuneration Committee shall evaluate the balance of skills, knowledge and experience on the Board and on the basis of such evaluation, prepare a description of the role and capabilities required of an independent director. The person recommended to the Board for appointment as an independent director shall have the capabilities identified in such description. For the purpose of identifying suitable candidates, the Committee may:
  - (i) use the services of external agencies, if required;
  - (ii) consider candidates from a wide range of backgrounds, having due regard to diversity; and
  - (iii) consider the time commitments of the candidates
2. Formulation of criteria for evaluation of independent directors and the Board;
3. Devising a policy on Board diversity;
4. Identify persons who qualify to become directors or who may be appointed in senior management in accordance with the criteria laid down, recommend to the Board their appointment and removal;
5. Specify the manner for effective evaluation of performance of Board, its committees and individual directors to be carried out either by the Board, by the Nomination and Remuneration Committee or by an independent external agency and review its implementation and compliance;

6. Whether to extend or continue the term of appointment of the independent director, on the basis of the report of performance evaluation of independent directors; and
7. Recommend to the board, all remuneration, in whatever form, payable to senior management.

**(ii) The Composition of the Committee as at 31st March 2024 and the details of Members participation at the Meetings of the Committee are as under:**

During the year, 3 Nomination and Remuneration Committee Meetings were held on 18<sup>th</sup> May 2023, 27<sup>th</sup> July 2023 and 29<sup>th</sup> January 2024. The Attendance of Members at meetings were as under:

Sr. No.	Name of Member	Position	Number of Meetings held during the period when the Member was on the Board	Number of Meetings attended
1	Dr. Bakul Dholakia	Chairman	3	3
2	Mr. Dileep Choksi	Member	3	2
3	Mr. Nilesh Shah	Member	3	2
4	Ms. Ismet Khambatta*	Member	2	2

\* Ms. Ismet Khambatta was appointed as member of the Committee on 18<sup>th</sup> May 2023.

**(iii) Evaluation of the Board's Performance:**

The Board has adopted a formal mechanism for evaluating its performance as well as that of its Committees and individual Directors. The exercise was carried out through a structured evaluation process covering various aspects of the Board's functioning such as composition of the Board & Committees, experience & competencies, performance of specific duties & obligations, governance issues etc. Separate exercise was carried out to evaluate the performance of individual Directors including the Board Chairman who were evaluated on parameters such as attendance, contribution at the meetings and otherwise, independent judgement, safeguarding of minority shareholders interest etc.

The evaluation of the Independent Directors was carried out by the entire Board and that of the Chairman and the Non-Independent Directors were carried out by the Independent Directors.

The Directors were satisfied with the evaluation results, which reflected the overall engagement of the Board and its Committees with the Company.

**(iv) Remuneration of Directors:**

Remuneration of Executive Directors is recommended by the Nomination and Remuneration Committee and approved by the Board of Directors and the Shareholders of the Company.

The remuneration of Non-Executive Directors is determined by the Board and is also approved by the Shareholders in General Meeting. Non-Executive Directors are paid Sitting Fees of ₹ 50,000/- for every meeting of Board of Directors and ₹ 20,000/- for every meeting of Committee attended by them. Apart from this, Non-Executive Directors [other than Managing Director and Whole Time Director(s)] are entitled for commission within the limit of 1% of the net profits of the Company per annum.



Details of remuneration to all Directors for the Financial Year 2023-24 are as under:

Sr. No.	Name of Director	Salary (₹)	Perquisites & Allowances (₹)	Retirement & Leave Benefits (₹)	Sitting Fees (₹)	Commission/ Bonus (₹)	Stock Option
1	Mr. Sanjay Lalbhai	1,04,16,000	2,08,32,000	21,92,257	--	4,70,00,000	--
2	Mr. Punit Lalbhai	55,92,000	1,67,76,000	12,11,854	--	3,05,00,000	--
3	Mr. Kulin Lalbhai	55,92,000	1,67,76,000	12,11,854	--	3,05,00,000	--
4	Mr. Jayesh Shah	76,44,000	1,51,77,600	16,29,025	--	3,05,00,000	--
5	Dr. Bakul Dholakia	--	--	--	4,60,000	7,50,000	--
6	Mr. Arpit Patel	--	--	--	3,80,000	12,00,000	--
7	Mr. Dileep Choksi	--	--	--	3,10,000	7,50,000	--
8	Mr. Nilesh Shah	--	--	--	3,10,000	7,50,000	--
9	Ms. Ismet Khambatta	--	--	--	2,60,000	6,50,000	--

None of the Directors of the Company/ Key Managerial Personnel had any pecuniary relationship with the Company during the year.

Stock Option details, if any and whether issued at a discount as well as the period over which accrued and over which exercisable:

The details of stock options granted to the eligible employees and directors under Employee Stock Option Scheme 2021 (ESOP-2021) are provided in the Directors' Report of the Company.

Please refer Point No. 7 - Employee Stock Option Scheme in Directors' Report

## 5. STAKEHOLDERS' RELATIONSHIP COMMITTEE

The Stakeholders' Relationship Committee has 3 Members comprising of 1 Non-Executive Independent Director and 2 Executive Directors. Dr. Bakul Dholakia, Non Executive Independent Director, acts as the Chairman of the Committee.

### (i) Terms of reference of the Committee:

1. Resolve the grievances of the security holders of the Company including complaints related to transfer/transmission of shares, non-receipt of annual report, non-receipt of declared dividends, issue of new/duplicate certificates, general meetings etc.;
2. Review of measures taken for effective exercise of voting rights by shareholders;
3. Review of adherence to the service standards adopted by the Company in respect of various services being rendered by the Registrar & Share Transfer Agent; and
4. Review of the various measures and initiatives taken by the listed entity for reducing the quantum of unclaimed dividends and ensuring timely receipt of dividend warrants/annual reports/statutory notices by the shareholders of the Company.



(ii) **The Composition of the Committee as at 31st March 2024 and the details of Members participation at the Meetings of the Committee are as under:**

During the year, 1 Stakeholders' Relationship Committee Meeting was held on 31<sup>st</sup> October 2023. The Attendance of Members at meetings were under:

Sr. No.	Name of Member	Position	Number of Meetings held during the year	Number of Meetings attended
1	Dr. Bakul Dholakia	Chairman	1	1
2	Mr. Sanjay Lalbhai	Member	1	1
3	Mr. Jayesh Shah	Member	1	1

(iii) **Name and Designation of Compliance Officer:**

Mr. Krunal Bhatt

Company Secretary

(iv) **Details of Complaints/ Queries received and redressed during 01st April 2023 to 31st March 2024 are as follows:**

Number of shareholders' complaints pending at the beginning of the year	Number of shareholders' complaints received during the year	Number of shareholders' complaints redressed during the year	Number of shareholders' complaints pending at the end of the year
0	16	16	0

All the complaints/ queries have been redressed to the satisfaction of the complainants and no complaint/ query was pending at the end of the year.

## 6. RISK MANAGEMENT COMMITTEE

The Risk Management Committee has 6 Members comprising of 2 Executive Directors and 4 Non-Executive Independent Directors.

(i) **Terms of reference of the Committee:**

- To formulate a detailed risk management policy which shall include:
  - A framework for identification of internal and external risks specifically faced by the listed entity, in particular including financial, operational, sectoral, sustainability (particularly, ESG related risks), information, cyber security risks or any other risk as may be determined by the Committee.
  - Measures for risk mitigation including systems and processes for internal control of identified risks.
  - Business continuity plan.
- To ensure that appropriate methodology, processes and systems are in place to monitor and evaluate risks associated with the business of the Company;
- To monitor and oversee implementation of the risk management policy, including evaluating the adequacy of risk management systems;
- To periodically review the risk management policy, at least once in two years, including by considering the changing industry dynamics and evolving complexity;

5. To keep the board of directors informed about the nature and content of its discussions, recommendations and actions to be taken;
6. The appointment, removal and terms of remuneration of the Chief Risk Officer (if any) shall be subject to review by the Risk Management Committee.

**(ii) The Composition of the Committee as at 31st March 2024 and the details of Members participation at the Meetings of the Committee are as under:**

During the year, 2 Risk Management Committee Meetings were held on 17<sup>th</sup> July 2023 and 09<sup>th</sup> January 2024. The Attendance of Members at meetings were as under:

Sr. No.	Name of Member	Position	Number of Meetings held during the year	Number of Meetings attended
1	Mr. Arpit Patel	Chairman	2	2
2	Mr. Dileep Choksi	Member	2	2
3	Dr. Bakul Dholakia	Member	2	2
4	Mr. Jayesh Shah	Member	2	2
5	Mr. Nilesh Shah	Member	2	2
6	Mr. Punit Lalbhai	Member	2	1

## 7. CORPORATE SOCIAL RESPONSIBILITY COMMITTEE

The Corporate Social Responsibility Committee has 4 Members comprising of 1 Non-Executive Independent Director and 3 Executive Directors.

**(i) Terms of reference of the Committee:**

1. Formulate and recommend to the Board, a Corporate Social Responsibility Policy which shall indicate the activities to be undertaken by the company as specified in Schedule VII of the Companies Act, 2013;
2. To finalise a list of CSR projects or programs or initiatives proposed to be undertaken periodically including the modalities for their execution / implementation schedules and to review the same from time to time in accordance with requirements of Section 135 of the Companies Act, 2013;
3. Recommend the amount of expenditure to be incurred on the activities referred to in clause (a);
4. Monitor the Corporate Social Responsibility Policy of the company from time to time;
5. Review the CSR Report and other disclosures on CSR matters for the approval of the Board for their inclusion in the Board Report.

**(ii) Composition of the CSR Committee as at 31st March 2024 and the details of Members participation at the Meetings of the Committee are as under:**

During the year, 2 Corporate Social Responsibility Committee Meetings were held on 18<sup>th</sup> May 2023 and 27<sup>th</sup> July 2023. The Attendance of Members at meeting were under:

Sr. No.	Name of Member	Position	Number of Meetings held during the year	Number of Meetings attended
1.	Dr. Bakul Dholakia	Chairman	2	2
2.	Mr. Sanjay Lalbhai	Member	2	2
3.	Mr. Punit Lalbhai	Member	2	2
4.	Mr. Jayesh Shah	Member	2	2

## 8. MANAGEMENT COMMITTEE

The Management Committee consists of 4 Directors, all of whom are Executive Directors.

### (i) Role:

The Management Committee's primary role is to look after the day-to-day business activities of the Company within Board approved direction/ framework. The Committee meets frequently, as and when need arises, to transact matters within the purview of its terms of reference.

### (ii) The Composition of the Committee as at 31st March 2024 and the details of Members participation at the Meetings of the Committee are as under:

During the year, 16 Management Committee Meetings were held on various dates. The Attendance of Members at meetings were as under:

Sr. No.	Name of Member	Position	Number of Meetings held during the year	Number of Meetings attended
1	Mr. Sanjay Lalbhai	Member	16	11
2	Mr. Punit Lalbhai	Member	16	13
3	Mr. Kulin Lalbhai	Member	16	13
4	Mr. Jayesh Shah	Member	16	16

## 9. ENVIRONMENT, SOCIAL AND GOVERNANCE COMMITTEE

The Environment, Social and Governance Committee has 3 Members comprising of 1 Non-Executive Independent Director and 2 Executive Directors.

### (i) Purpose:

The purpose of the Environment, Social and Governance Committee (the "Committee") of the Board of Directors (the "Board") of Arvind Limited (the "Company") shall be to assist the Board and the Company in fulfilling the ambitions committed in the ESG vision of the company. The Committee has overall responsibility for (i) Endorsing the ESG vision and goals set out on an ongoing basis (ii) monitoring the progress against the stated vision and goals (iii) reviewing any statutory performance obligations on Sustainability/ESG. The purpose and responsibilities of the Committee shall include such other items/matters prescribed under applicable law or prescribed by the Board in compliance with applicable law from time to time. The Committee is also responsible for reporting progress of various initiatives and in making appropriate disclosures on a periodic basis.

### (ii) Responsibilities and Authority

- The Committee shall guide the creation of the ESG Vision & Ambitions of the company and continuously take into updates on the ESG vision and goals thereon.
- The Committee shall review implementation of the ESG measures. The Committee may form and delegate authority to sub-committees as and when appropriate.
- The Committee shall ensure that the Company is taking the appropriate measures to undertake and implement actions to further its ESG vision and ambitions. The Committee shall have access to any internal information necessary to fulfil its role in this regard.
- The Committee shall have the authority to obtain advice and assistance from internal or external experts or advisors.

**(iii) Composition of the Committee as at 31st March 2024 and the details of Members participation at the Meetings of the Committee are as under:**

During the year, 2 Environment, Social and Governance Committee Meetings were held on 17<sup>th</sup> July 2023 and 09<sup>th</sup> January 2024. The Attendance of Members at meetings were as:

Sr. No.	Name of Member	Position	Number of Meetings held during the year	Number of Meetings attended
1.	Mr. Punit Lalbhai	Chairman	2	1
2.	Mr. Arpit Patel	Member	2	2
3.	Mr. Jayesh Shah	Member	2	2

**10. SENIOR MANAGEMENT:**

The following are the names and designation of Senior Management Personnel of the Company as on 31<sup>st</sup> March, 2024:

Sr. no.	Name	Designation
1	Mr. Susheel Kaul	President and CEO - Textiles & Apparels
2	Mr. Ashish Kumar	President & CEO - AMD & Essentials
3	Mr. Nigam Shah	Chief Financial Officer
4	Mr. Rachna Mehra	Chief Human Resource Officer
5	Mr. Jagdish Dalal	CEO - Corporate Affairs
6	Mr. Krunal Bhatt	Company Secretary

**Changes in senior management made during the year:**

- Mr. Nigam Shah was appointed as Chief Financial Officer w.e.f. 01<sup>st</sup> February, 2024.
- Mr. Krunal Bhatt was appointed as Company Secretary w.e.f. 01<sup>st</sup> February, 2024.
- Mr. Jayesh Shah, Director & Group CFO resigned as CFO w.e.f. 01<sup>st</sup> February, 2024.
- Mr. R.V. Bhimani resigned as Company Secretary w.e.f. 01<sup>st</sup> February, 2024.

**11. INFORMATION ON GENERAL BODY MEETINGS**

**(i) The last 3 Annual General Meetings of the Company were held as under:**

Date	Time	Venue
05 <sup>th</sup> August, 2023	11:00 AM	The Registered Office was the deemed venue of the meeting as the meeting was held through Video Conference (VC)/Other Audio Visual Means (OAVM)
06 <sup>th</sup> September, 2022	11:00 AM	The Registered Office was the deemed venue of the meeting as the meeting was held through Video Conference (VC)/Other Audio Visual Means (OAVM)
18 <sup>th</sup> August, 2021	11:00 AM	The Registered Office was the deemed venue of the meeting as the meeting was held through Video Conference (VC)/Other Audio Visual Means (OAVM)

**(ii) Special Resolutions passed in the last 3 Annual General Meetings:**

2022-23

NIL



**2021-22**

1. Special Resolution for appointment of Ms. Ismet Khambatta (DIN: 00030325), as an Independent Director of the Company to hold office for a term of five consecutive years upto July 31, 2027 on the Board of the Company.

**2020-21**

1. Special Resolution for payment of commission to Non-Executive Directors for a period of 5 years from 01<sup>st</sup> April 2021 to 31<sup>st</sup> March 2026 under provision of Section 197 and 198 of the Companies Act, 2013.
2. Special Resolution for approval of offer or invitation to subscribe to Non-Convertible Debentures on private placement basis upto ₹ 200 crores.
3. Special Resolution to create, offer, issue and allot stock options to eligible employees of the company exercisable into not more than 1,00,00,000 equity shares under the Employee Stock Option Scheme.
4. Special Resolution to create, offer, issue and allot stock options to eligible employees of the holding and subsidiary companies exercisable into not more than 1,00,00,000 equity shares under the Employee Stock Option Scheme.

**(iii) Extraordinary General Meeting (EGM):**

During the last 3 years, there was no Extra Ordinary General Meeting held.

**(iv) Details of Resolutions passed through Postal Ballot, the person who conducted the Postal Ballot Exercise and details of the voting pattern:**

- The Company had sought approval of the shareholders through notice of Postal Ballot dated 30<sup>th</sup> January, 2024 seeking approval of the members to approve the re-appointment of Mr. Arpit Kantilal Patel as an Independent Director of the Company. The aforesaid resolution was duly passed and the results of postal ballot/e-voting were announced on 11<sup>th</sup> February, 2024. Mr. Hitesh Buch, Proprietor of M/s. Hitesh Buch & Associates, Practicing Company Secretaries, was appointed as the Scrutinizer to scrutinize the postal ballot and remote e-voting process in a fair and transparent manner.

Item No. of the Notice and type of Resolution	Mode of Voting	In favour of the resolution		Against the resolution		Abstained/ Invalid
		No. of Shares/ votes	%	No. of Shares/ votes	%	No. of Shares/ votes
Item No. 1 Special Resolution: Re-appointment of Mr. Arpit Kantilal Patel as an Independent Director of the Company	Postal Ballot through Remote e-voting	178234285	99.7347	474068	0.2653	N.A.
	Physical postal ballot	N.A.	N.A.	N.A.	N.A.	N.A.
<b>Total</b>		<b>178234285</b>	<b>99.7347</b>	<b>474068</b>	<b>0.2653</b>	<b>N.A.</b>

The postal ballot was conducted in accordance with the provisions contained in Sections 108, 110 and other applicable provisions, if any, of the Companies Act, 2013 ("the Act"), read together with Rule 20 & 22 of the Companies (Management and Administration) Rules, 2014 ("Rules") as amended from time to time and SEBI (Listing Obligations and Disclosure Requirements) Regulations 2015 ("Listing Regulations") and General Circular No. 14/2020 dated April 8, 2020, latest amended by General Circular No. 09/2023 dated 25<sup>th</sup> September, 2023 issued by the Ministry of Corporate Affairs ("MCA Circulars"), Secretarial Standard on General Meetings (SS-2) issued by the Institute of Company Secretaries of India and other applicable laws and regulations, as amended from time to time (including any statutory modification(s) or re-enactment thereof for the time being in force). The shareholders were provided the facility to vote through e-voting. The postal ballot notice was sent to shareholders in electronic form to the email addresses, where available. The Company also published a notice in the newspapers in accordance with the requirements under the Companies Act, 2013. Shareholders holding equity shares as on

the cut-off date casted their votes through e-voting during the voting period fixed for this purpose. After completion of scrutiny of votes, the scrutinizer submitted his report to the Chairman and the results of voting by postal ballot were announced within 48 hours of conclusion of the voting period. The results were displayed on the website of the Company ([www.arvind.com](http://www.arvind.com)), and communicated to the Stock Exchanges, Depositories, and Registrar and Share Transfer Agents. The resolution was passed by the requisite majority and were deemed to have been passed on the last date specified for e-voting.

## 12. MEANS OF COMMUNICATION

- (i) The quarterly, half-yearly and yearly Financial Results are published in the Financial Express - All India Editions and Financial Express - Gujarati Edition of Ahmedabad and are also posted on the Company's website at [www.arvind.com](http://www.arvind.com).
- (ii) Information released to the press at the time of declaration of results is also sent to all Stock Exchanges where the shares of the Company are listed for the benefit of investors. Moreover, the Company's website hosts a special page giving information which investors usually seek.
- (iii) Presentations made to institutional investors/analysts are posted on the Company's website at [www.arvind.com](http://www.arvind.com).

## 13. GENERAL SHAREHOLDER INFORMATION

### (i) Annual General Meeting:

Date	01 <sup>st</sup> August, 2024
Time	3:30 P.M.
Mode	Video Conferencing or through Other Audio Visual Means

### (ii) Financial Calendar (Tentative):

The Financial Year of the Company is for a period of 12 months from 1<sup>st</sup> April to 31<sup>st</sup> March.

First quarter results	: Last week of July, 2024
Second quarter results	: Last week of October, 2024
Third quarter results	: Last week of January, 2025
Fourth quarter results / Year end results	: Second week of May, 2025

### (iii) Record Date for Dividend Payment: 19<sup>th</sup> July, 2024

### (iv) Dividend Payment Date: Dividend shall be paid within 30 days of the AGM date.

### (v) Listing on Stock Exchanges:

#### a) Equity Shares

Sr. No.	Name of the Stock Exchange	Code	Address
1	BSE Ltd.	500101	Phiroze Jeejeebhoy Towers, Dalal Street, Mumbai - 400001
2	National Stock Exchange of India Ltd.	ARVIND	Exchange Plaza, C-1, Block G, Bandra Kurla Complex, Bandra (E), Mumbai - 400051

#### b) Non-Convertible Debentures

None

Scrip Code: Not Applicable

Debenture Trustee: Not Applicable

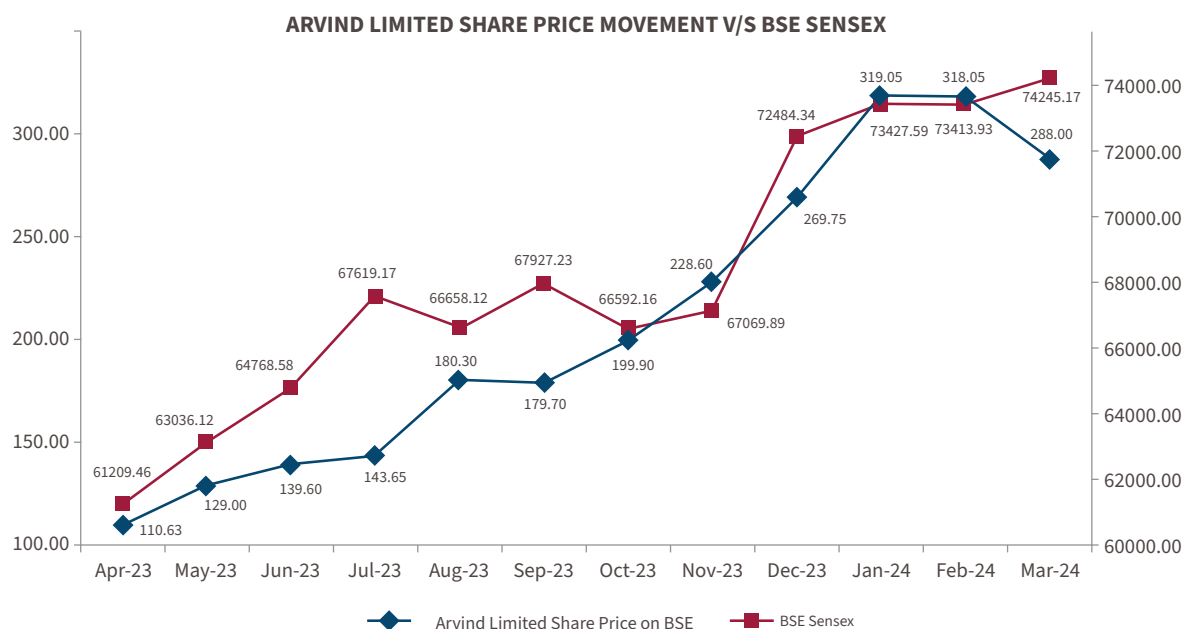
The Company has paid Annual Listing Fees for the year 2023-2024 to the above Stock Exchanges.

**(vi) Market Price Data:**

The market price data and volume of the company's share traded in the BSE Limited and the National Stock Exchange of India Limited during the Financial Year 2023-24 were as under:

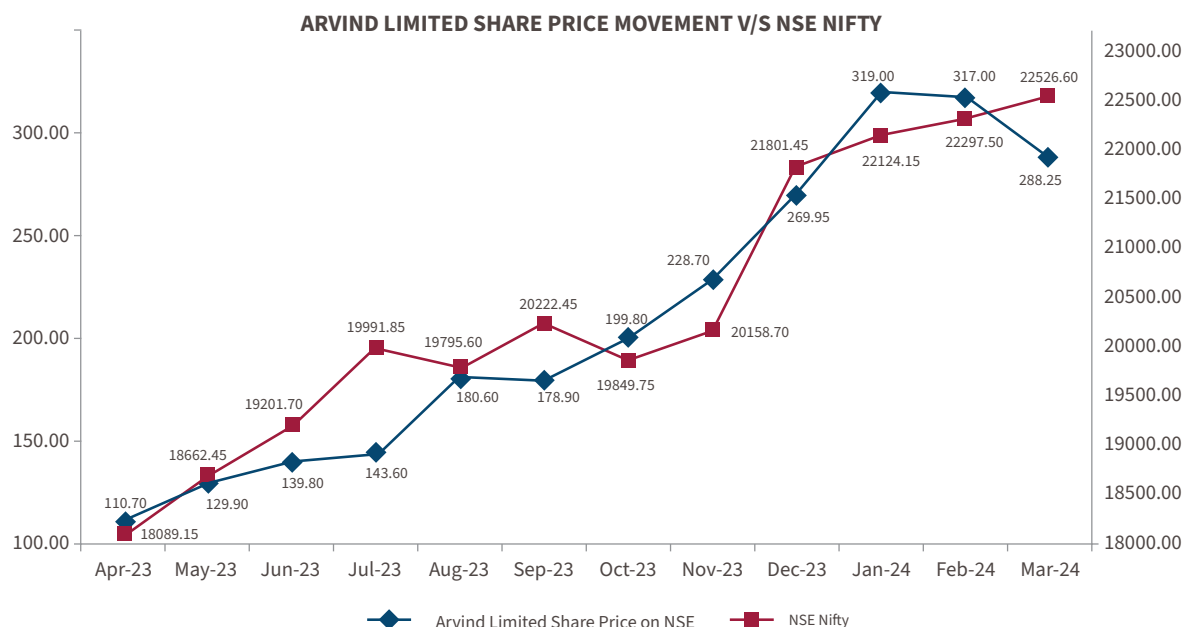
Month	Share Price on BSE		BSE Sensex		Volume No. of Shares	Share Price on NSE		NSE (NIFTY)		Volume No. of Shares
	High (₹)	Low (₹)	High	Low		High (₹)	Low (₹)	High	Low	
Apr-23	110.63	85.40	23,73,163	61209.46	58793.08	110.70	85.50	3,05,95,912	18089.15	17312.75
May-23	129.00	105.00	37,51,809	63036.12	61002.17	129.90	105.00	4,76,17,918	18662.45	18042.40
Jun-23	139.60	123.00	18,77,208	64768.58	62359.14	139.80	123.10	2,60,67,347	19201.70	18464.55
Jul-23	143.65	124.70	18,98,660	67619.17	64836.16	143.60	124.65	2,76,06,860	19991.85	19234.40
Aug-23	180.30	133.00	27,37,421	66658.12	64723.63	180.60	132.35	4,31,49,366	19795.60	19223.65
Sep-23	179.70	155.00	16,98,221	67927.23	64818.37	178.90	155.50	2,03,71,242	20222.45	19255.70
Oct-23	199.90	163.80	21,98,400	66592.16	63092.98	199.80	163.55	3,85,06,162	19849.75	18837.85
Nov-23	228.60	185.55	35,20,336	67069.89	63550.46	228.70	185.70	5,45,58,852	20158.70	18973.70
Dec-23	269.75	221.55	22,88,009	72484.34	67149.07	269.95	221.40	2,41,83,421	21801.45	20183.70
Jan-24	319.05	245.50	16,92,337	73427.59	70001.60	319.00	245.00	2,12,09,220	22124.15	21137.20
Feb-24	318.05	252.25	8,20,889	73413.93	70809.84	317.00	266.90	123,32,509	22297.50	21530.20
Mar-24	288.00	236.05	8,60,794	74245.17	71674.42	288.25	239.50	1,47,05,096	22526.60	21710.20

Performance in comparison to broad-based indices viz. BSE Sensex





Performance in comparison to broad-based indices viz. NSE Index



**(vii) Registrar and Transfer Agent:**

Link Intime India Private Limited  
 5<sup>th</sup> Floor, 506 to 508, Amarnath Business Centre-1 (abc-1),  
 Beside Gala Business Centre (GBC), Near St. Xavier's College Corner,  
 Off. C. G. Road, Ellisbridge, Ahmedabad-380006.  
 Phone Nos. 079-26465179/86/87  
 Fax No. 079-26465179  
 E-mail: [ahmedabad@linkintime.co.in](mailto:ahmedabad@linkintime.co.in)

**(viii) Share Transfer System:**

**(A) Delegation of Share Transfer Formalities:**

As mandated by SEBI, securities of the Company can be transferred / traded only in dematerialised form. Shareholders holding shares in physical form are advised to avail the facility of dematerialisation. During the year, the Company obtained, a certificate from a Company Secretary in Practice, certifying that all certificates for transfer, transmission, transposition, sub-division, consolidation, renewal, exchange and deletion of names were issued as required under Regulation 40(9) of the SEBI (LODR) Regulations 2015. The certificate was duly filed with the Stock Exchanges. The Stakeholders Relationship Committee meets as and when required to, inter alia, consider the issue of duplicate share certificates and attend to Shareholders' grievances, etc.

**(B) Share Transfer Details for the period from 01st April 2023 to 31st March 2024:**

Transactions	Physical
Number of Transfers	Nil
Average Number of Transfers per month	Nil
Number of Shares Transferred	Nil
Average Number of Shares Transferred per month	Nil
No. of Pending Share Transfers	Nil



**(C) Investors' Grievances:**

The Registrar and Transfer Agent under the supervision of the Secretarial Department of the Company look after investors' grievances. Link Intime India Private Limited is responsible for redressal of Investors' Grievances. The Company Secretary of the Company has been appointed as the Compliance Officer for this purpose. At each meeting of the Stakeholders' Relationship Committee, all matters pertaining to investors including their grievances and redressal are reported.

**(D) Category wise shareholding as on 31st March 2024:**

Sr. No.	Category	No. of shares held	% of shareholding
1	Promoters and Promoter Group	107621498	41.13
2	Mutual Funds	36417326	13.92
3	Financial Institutions, Banks, Insurance Companies & Central/State Government	722160	0.28
4	Foreign Portfolio Investors, Foreign Institutional Investors, NRIs, Foreign Banks, Foreign Nationals	42184526	16.12
5	NBFCs registered with RBI	19520	0.01
6	Alternative Investment Fund	1587683	0.61
7	Bodies Corporate	9974817	3.81
8	Individuals	54093126	20.68
9	IEPF	1308654	0.50
10	Trusts	4172079	1.59
11	Hindu Undivided Family	3515269	1.34
12	Clearing Members	10916	0.00
13	Overseas Bodies Corporate	2900	0.00
	<b>Total</b>	<b>261630474</b>	<b>100.00</b>

**(ix) Distribution of shareholding as on 31st March 2024:**

Sr. No.	Shares Range			Number of Shareholders	Total Shares for the Range	% of Issued Capital
1	1	to	500	189592	15790555	6.0354
2	501	to	1000	7021	5521453	2.1104
3	1001	to	2000	3381	5061261	1.9345
4	2001	to	3000	1104	2802787	1.0713
5	3001	to	4000	531	1906362	0.7286
6	4001	to	5000	430	2027016	0.7748
7	5001	to	10000	603	4464197	1.7063
8	10001	to	*****	651	224056843	85.6387
	<b>Total</b>			<b>203313</b>	<b>261630474</b>	<b>100</b>

**(x) Dematerialisation of shares and liquidity:**

The Company's shares are available for dematerialisation on both the Depositories viz. National Securities Depository Limited (NSDL) and Central Depository Services (India) Limited (CDSL). Shares of the Company are compulsorily to be delivered in the demat form on Stock Exchanges by all investors. As on 31<sup>st</sup> March 2024, 26,01,63,599 shares representing 99.44% of the issued capital have been dematerialised by investors and bulk of transfers take place in the demat form.

**Demat ISIN:**

Equity Shares fully paid: INE034A01011

(xi) **Outstanding GDRs / ADRs / Warrants or any convertible instruments and conversion date and likely impact on equity:** Not Applicable

(xii) **Commodity price risk or foreign exchange risk and hedging activities:**

Commodity - "Raw Cotton Lint"

1. **Risk Management Policy - Risks faced by the Company in Cotton sourcing & supply chain falls under 3 broad categories:**

(a) **Outright Price Risk on Cotton inventory (bought or yet to be bought):**

When the Company is long Cotton, it is exposed to outright price risk of a fall in market prices for that part of Cotton inventory that is not squared off by short position on the fabric side. On the other hand, if the Company is short Cotton, it is exposed to outright price risk of a hike in market prices.

To map & mitigate the outright price risk scenario, 'mark to market' valuation of inventory is being done on a weekly basis. At any point in time, we maintain Cotton inventory enough to last - not less than 15 days for all domestically sourced Cotton categories and 60 days of inventory for all import Cotton categories. If we are net long on Cotton and if the mark to market price of a benchmark Cotton category falls more than 5% in valuation, we might hedge our position through futures hedging strategy (either on MCX and/or ICE futures) to mitigate the fall in market.

To aid risk mitigation strategies in the above mentioned circumstances, the Company does a rigorous analysis of data to help us in price view formation:

- (i) Fundamental analysis of the market - pertaining to Supply & Demand analysis of Cotton in Indian market and relevant overseas origins;
- (ii) Structural analysis of market - wherein the Company tracks the investment positions of speculators, hedge funds & trade participants in the ICE futures market.

(b) **Supply Chain and Operational Risks:**

Indian Cotton season lasts from 1<sup>st</sup> October of a given year to 30<sup>th</sup> September of the following year. In India, prime quality of Cotton needed for Denim and Shirting business is available in sufficient quantities between December and April months. During these months, the Company builds inventory for those quality sensitive categories - whose availability is less post April. The Company employs similar strategy for sourcing Contamination Free Cotton categories as well. Counterparty credit risk exposure & liabilities are also tracked on a weekly basis through coordination with F&A department.

(c) **Forex Risk:**

For Cotton imports, the Company has to make payment in USD terms; therefore, the Company is exposed to the risk of depreciation in the local currency. Since the Company is a net exporting company, Forex hedge management is done centrally by the FX Desk based out of Mumbai.

2. **Exposure of the Company to Commodity i.e. Raw Cotton Lint is as follows:**

Exposure in Quantity - **16802 MT** (As on 31<sup>st</sup> March 2024)

Exposure in INR – **288 Cr.** (As on 31<sup>st</sup> March 2024)

**(xiii) Plant Locations:**

- Lifestyle Fabrics - Denim, Arvind Limited, Naroda Road, Ahmedabad - 380025, Gujarat, India
- Lifestyle Fabrics - Voiles, Ankur Textiles, Outside Raipur Gate, Ahmedabad - 380022, Gujarat, India
- Lifestyle Fabrics - Shirting, Khakis and Knitwear, Arvind Limited, PO Khatrej, Taluka Kalol, Dist. Gandhinagar - 382721, Gujarat, India
- Lifestyle Apparel - Knits, Arvind Limited, PO Khatrej, Taluka Kalol, Dist. Gandhinagar - 382721, Gujarat, India
- Lifestyle Apparel - Jeans, Arvind Limited, #26/2, 27/2, Kenchenahalli, Mysore Road, Near Bangalore University, Bangalore - 560059, Karnataka, India
- Lifestyle Apparel - Shirts, Arvind Limited, #63/9, Dodd Thogur Village, Electronic City, Hosur Road, Bangalore - 560100, Karnataka, India
- Arvind Limited (Division Arvind Intex), Rajpur Road, Gomtipur, Ahmedabad - 380021, Gujarat, India
- Arvind Polycot, Khatrej, Taluka Kalol, Dist. Gandhinagar - 382721, Gujarat, India
- Arvind Cotspin, D-64, MIDC, Gokul Shirgaon, Tal. Karveer, Kolhapur - 416234, Maharashtra, India

**(xiv) Unclaimed Dividend:**

- Unclaimed dividends upto and including the financial years 1993-94 have been transferred to the General Revenue Account of the Central Government. Shareholders who have not encashed their dividend warrants relating to any financial year upto 1993-94 are requested to claim the amounts from the Registrar of Companies, Gujarat, ROC Bhavan, Near Ankur Bus Stand, Naranpura, Ahmedabad - 380013 in the prescribed form. Investors may write to the Secretarial Department of the Company or the Registrars and Transfer Agent for a copy of the form.
- Dividends on equity shares for the financial years 1994-95 to 1997-98, 2004-05, 2005-06, 2011-12 to 2015-16 remaining unclaimed for 7 years from their due dates have been transferred by the Company to the Investor Education and Protection Fund (IEPF) established by the Central Government.
- The Company did not declare any dividends on equity shares for the financial years 1998-99 to 2003-04, 2006-07 to 2010-11, 2019-2020 to 2021-22.
- The dividends on equity shares for the following years remaining unclaimed for 7 years from the dates of declaration are required to be transferred by the Company to IEPF and the various dates for transfer of such amounts are as under:

Financial Year	Date of Declaration	Due for transfer to IEPF*
2016-17	4 <sup>th</sup> August 2017	9 <sup>th</sup> September 2024
2017-18	30 <sup>th</sup> August 2018	5 <sup>th</sup> October 2025
2018-19	6 <sup>th</sup> August 2019	11 <sup>th</sup> September 2026
2019-20	Not Declared	Not Applicable
2020-21	Not Declared	Not Applicable
2021-22	Not Declared	Not Applicable
2022-23	5 <sup>th</sup> August 2023	10 <sup>th</sup> September 2030

\* Actual dates of transfer to IEPF may vary.

**(xv) Nomination Facility:**

Shareholders holding shares in physical form and desirous of making a nomination in respect of their shareholding in the Company, as permitted under Section 72 of the Companies Act, 2013 are requested to submit the prescribed Form SH-13 for this purpose. Shareholders may write to the Secretarial Department of the Company for a copy of the Form.

**(xvi) List of all Credit Ratings obtained by the entity:**

Credit Ratings obtained by the Company during the year are available on Company's website at [www.arvind.com](http://www.arvind.com).

**(xvii) Address for correspondence:**

Shareholders may correspond with the Company at the Registered Office of the Company or at the office of Registrar and Transfer Agent of the Company:

**Arvind Limited**

Secretarial Department  
Naroda Road, Ahmedabad - 380025  
Phone Nos: 079-68268000/68268108-09  
E-mail: [investor@arvind.in](mailto:investor@arvind.in)  
Website: [www.arvind.com](http://www.arvind.com)

**Link Intime India Private Limited**

5<sup>th</sup> Floor, 506 to 508, Amarnath Business Centre-1 (abc-1)  
Beside Gala Business Centre (GBC), Near St. Xavier's College Corner  
Off. C. G. Road, Ellisbridge, Ahmedabad - 380006  
Phone No. 079-26465179/86/87  
Fax No. 079-26465179  
E-mail: [ahmedabad@linkintime.co.in](mailto:ahmedabad@linkintime.co.in)  
Website: [www.linkintime.co.in](http://www.linkintime.co.in)

**13. OTHER DISCLOSURES:**

- (i) There are no materially significant transactions with the related parties viz. promoters, directors or the management or their relatives or subsidiaries etc. that had potential conflict with the Company's interest. Suitable disclosure as required by the Indian Accounting Standard (Ind AS 24) has been made in the Annual Report. The Related Party Transactions Policy as approved by the Board is uploaded on the Company's Website at [https://www.arvind.com/sites/default/files/field\\_policy\\_file/Related%20Party%20Transactions%20Policy%202022.pdf](https://www.arvind.com/sites/default/files/field_policy_file/Related%20Party%20Transactions%20Policy%202022.pdf).
- (ii) Transactions with related parties are disclosed in detail in Note No. 35 in "Notes forming part of the Accounts" annexed to the financial statements for the year. There were no related party transactions having potential conflict with the interest of the Company at large.
- (iii) Loans and advances in the nature of loans to firms/companies in which directors are interested by the company and its subsidiaries is NIL.
- (iv) There are no pecuniary relationships or transactions of Non-Executive Directors vis-à-vis the Company which has potential conflict with the interests of the company at large.
- (v) There are no material subsidiaries of the company during the year 2023-24.
- (vi) No strictures or penalties have been imposed on the Company by the Stock Exchanges or by the Securities Exchange Board of India (SEBI) or by any statutory authority on any matters related to capital markets during the last three years.
- (vii) The Company has formed the policy for determining material subsidiary as required by Regulation 16 of the SEBI (LODR) Regulations, 2015 and the same is disclosed on the Company's website. The web link is [https://www.arvind.com/sites/default/files/field\\_policy\\_file/Policy%20on%20Material%20Subsidiaries.pdf](https://www.arvind.com/sites/default/files/field_policy_file/Policy%20on%20Material%20Subsidiaries.pdf).

The Audited Annual Financial Statements of Subsidiary Companies are tabled at the Audit Committee and Board Meetings.

Copies of the Minutes of the Audit Committee / Board Meetings of Subsidiary Companies are given to all the Directors and are tabled at the subsequent Board Meetings.



**(viii) Vigil Mechanism:**

In staying true to our values of Strength, Performance and Passion and in line with our vision of being one of the most respected companies in India, the Company is committed to the high standards of Corporate Governance and stakeholder's responsibility.

The Company has a Whistleblower Policy (WB Policy) that provides a framework and avenue for all directors, employees, business associates and other stakeholders which are a part of the business ecosystem of the Company for reporting, in good faith, instances of unethical/ improper conduct in the Company and commitment in adhering to the standards of ethical, moral and fair business practices, if any. The WB Policy ensures that strict confidentiality is maintained whilst dealing with concerns and also that no discrimination will be meted out to any person for a genuinely raised concern.

Pursuant thereto, a dedicated helpline "Arvind Ethics Helpline" has been set up which is managed by an independent professional organization.

The Ethics Helpline can be contacted to report any suspected or confirmed incident of fraud / misconduct on:

Website for Complaints: [www.in.kpmg.com/ethicshelpline/Arvind](http://www.in.kpmg.com/ethicshelpline/Arvind)  
Toll Free No.: 1800 200 8301

Dedicated Email ID: [arvind@ethicshelpline.in](mailto:arvind@ethicshelpline.in)

Whistle blower Committee has been constituted which looks into the complaints raised. The Committee reports to the Audit Committee and the Board.

No personnel have been denied access to the Chairman of the Audit Committee for making complaint on any integrity issue.

- (ix) The minimum information to be placed before the Board of Directors as specified in Part A of Schedule II of Listing Regulations is complied with to the extent possible.

**(x) Certification from Company Secretary in Practice**

Mr. Hitesh Buch, Proprietor of M/s. Hitesh Buch & Associates, Practicing Company Secretaries, has issued a certificate as required under the SEBI (LODR) Regulations, 2015, confirming that none of the directors on the Board of the Company have been debarred or disqualified from being appointed or continuing as director of companies by the SEBI / Ministry of Corporate Affairs or any such statutory authority, is attached to this report.

**(xi) Complaints pertaining to Sexual Harassment:**

Details of Complaints pertaining to Sexual Harassment during the year are as follows:

Number of complaints pending at the beginning of the year	Number of complaints received during the year	Number of complaints redressed during the year	Number of complaints pending at the end of the year
0	0	0	0

**(xii) Details of total fees paid to Statutory Auditors:**

Details relating to fees paid to the Statutory Auditors are given in Note 26 to the Standalone Financial Statements and Note 27 to the Consolidated Financial Statements.

**(xiii) Details of compliance with mandatory requirements and adoption of the non-mandatory requirements:**

During the year, the Company has fully complied with the mandatory requirements as stipulated under SEBI (LODR) Regulations, 2015.

The status of compliance with discretionary recommendations and adoption of the non-mandatory requirements as specified in Regulation 27(1) of the SEBI (LODR) Regulations, 2015, is provided below:

- a. **The Board:** The Chairman of the Company is Executive Director.
- b. **Shareholder Rights:** Half-yearly and other Quarterly financial statements are published in newspapers, uploaded on company's website [www.arvind.com](http://www.arvind.com) and same are not being sent to the shareholders.
- c. **Modified Opinion(s) in Audit Report:** Auditors have raised no qualification on the financial statements.
- d. **Separate posts of Chairperson and Chief Executive Officer:** Mr. Sanjay Lalbhai is the Chairman and Managing Director of the Company.
- e. **Reporting of Internal Auditor:** The Internal Auditor reports to the Audit Committee.

The above Report was placed before the Board at its meeting held on 06<sup>th</sup> May 2024 and the same was approved.

For and on behalf of the Board

Place: Ahmedabad  
Date: May 6, 2024

**Sanjay Lalbhai**  
Chairman and Managing Director

**To The Members of  
Arvind Limited**

**INDEPENDENT AUDITOR'S CERTIFICATE ON CORPORATE GOVERNANCE**

1. This certificate is issued in accordance with the terms of our engagement letter dated September 2, 2023.
2. We, Deloitte Haskins & Sells LLP, Chartered Accountants, the Statutory Auditors of Arvind Limited ("the Company"), have examined the compliance of conditions of Corporate Governance by the Company, for the year ended on March 31, 2024, as stipulated in regulations 17 to 27 and clauses (b) to (i) of regulation 46(2) and para C and D of Schedule V of the SEBI (Listing Obligations and Disclosure Requirements) Regulations, 2015 (the Listing Regulations).

**MANAGEMENTS' RESPONSIBILITY**

3. The compliance of conditions of Corporate Governance is the responsibility of the Management. This responsibility includes the design, implementation and maintenance of internal control and procedures to ensure the compliance with the conditions of the Corporate Governance stipulated in Listing Regulations.

**AUDITOR'S RESPONSIBILITY**

4. Our responsibility is limited to examining the procedures and implementation thereof, adopted by the Company for ensuring compliance with the conditions of the Corporate Governance. It is neither an audit nor an expression of opinion on the financial statements of the Company.
5. We have examined the books of account and other relevant records and documents maintained by the Company for the purposes of providing reasonable assurance on the compliance with Corporate Governance requirements by the Company.
6. We have carried out an examination of the relevant records of the Company in accordance with the Guidance Note on Certification of Corporate Governance issued by the Institute of the Chartered Accountants of India (the ICAI), the Standards on Auditing (Revised) 2016 specified under Section 143(10) of the Companies Act 2013, in so far as applicable for the purpose of this certificate and as per the Guidance Note on Reports or Certificates for Special Purposes issued by the ICAI which requires that we comply with the ethical requirements of the Code of Ethics issued by the ICAI.
7. We have complied with the relevant applicable requirements of the Standard on Quality Control (SQC) 1, Quality Control for Firms that Perform Audits and Reviews of Historical Financial Information, and Other Assurance and Related Services Engagements.

**OPINION**

8. Based on our examination of the relevant records and according to the information and explanations provided to us and the representations provided by the Management, we certify that the Company has complied with the conditions of Corporate Governance as stipulated in regulations 17 to 27 and clauses (b) to (i) of regulation 46(2) and para C and D of Schedule V of the Listing Regulations during the year ended March 31, 2024.
9. We state that such compliance is neither an assurance as to the future viability of the Company nor the efficiency or effectiveness with which the Management has conducted the affairs of the Company.

For **DELOITTE HASKINS & SELLS LLP**  
Chartered Accountants  
(Firm's Registration No. 117366W/W-100018)

**Kartikeya Raval**  
Partner

(Membership No. 106189)  
UDIN: 24106189BKFGU02519

Place: Ahmedabad  
Date: May 6, 2024

## CEO / CFO Certification

To

The Board of Directors Arvind Limited Ahmedabad

**Re: Financial Statements for the year 2023-24 - Certification by CEO and CFO**

We, Sanjay Lalbhai, Chairman & Managing Director and Nigam Shah, Chief Financial Officer of Arvind Limited, certify that:

- A. We have reviewed financial statements and the cash flow statement for the financial year ended March 31, 2024 and that to the best of our knowledge and belief:
  1. these statements do not contain any materially untrue statement or omit any material fact or contain statements that might be misleading;
  2. these statements together present a true and fair view of the Company's affairs and are in compliance with existing accounting standards, applicable laws and regulations.
- B. There are, to the best of our knowledge and belief, no transactions entered into by the Company during the year which are fraudulent, illegal or violative of the Company's Code of Conduct.
- C. We accept responsibility for establishing and maintaining internal controls for financial reporting and that we have evaluated the effectiveness of internal control systems of the Company pertaining to financial reporting and we have disclosed to the auditors and the Audit Committee, deficiencies in the design or operation of such internal controls, if any, of which we are aware and the steps we have taken or propose to take to rectify these deficiencies.
- D. We have indicated to the auditors and the Audit committee:
  1. significant changes in internal control over financial reporting during the year;
  2. significant changes in accounting policies during the year and that the same have been disclosed in the notes to the financial statements; and
  3. instances of significant fraud of which we have become aware and the involvement therein, if any, of the management or an employee having a significant role in the Company's internal control system over financial reporting.

Ahmedabad  
May 6, 2024

**Sanjay Lalbhai**  
Chairman & Managing Director

**Nigam Shah**  
Chief Financial Officer



## Declaration Regarding Compliance with Code of Conduct for Directors and Senior Management Personnel

This is to confirm that the Company has adopted a Code of Conduct for Directors and Senior Management Personnel, which is available on the Company's website at [www.arvind.com](http://www.arvind.com).

I hereby declare that all the Board Members and Senior Management Personnel have affirmed compliance with the Code of Conduct for the year ended March 31, 2024.

Ahmedabad  
May 6, 2024

**Sanjay Lalbhai**  
Chairman and Managing Director

# Certificate Of Non-Disqualification Of Directors

[Pursuant to Regulation 34(3) and Schedule V Para C clause (10) (i) of the SEBI (Listing Obligations and Disclosure Requirements) Regulations, 2015, as amended]

To,  
The Members of  
Arvind Limited  
Naroda Road  
Ahmedabad – 380025

We have examined the relevant registers, records, forms, returns and disclosures received from the Directors of Arvind Limited having CIN:L17119GJ1931PLC000093 and having registered office at Naroda Road, Ahmedabad – 380025 (the Company) (hereinafter referred to as ‘the Company’), produced before us by the Company for the purpose of issuing this certificate, in accordance with Regulation 34(3) read with Schedule V Para-C Sub clause 10(i) of the Securities Exchange Board of India (Listing Obligations and Disclosure Requirements) Regulations, 2015 as amended.

In our opinion and to the best of our information and according to the verifications (including Directors Identification Number (DIN) status at the portal [www.mca.gov.in](http://www.mca.gov.in)) as considered necessary and explanations furnished to us by the Company & its officers, we hereby certify that none of the Directors on the Board of the Company as stated below for the Financial Year ending on 31<sup>st</sup> March, 2024 have been debarred or disqualified from being appointed or continuing as Directors of companies by the Securities and Exchange Board of India, Ministry of Corporate Affairs, or any such other Statutory Authority.

Sr. No.	Name of Director	DIN	*Date of appointment in Company
1	SANJAYBHAI SHRENIKBHAI LALBHAI	00008329	01/01/2010
2	PUNIT SANJAY LALBHAI	05125502	26/07/2012
3	KULIN SANJAY LALBHAI	05206878	26/07/2012
4	JAYESH KANTILAL SHAH	00008349	01/10/2008
5	BAKUL HARSHADRAI DHOLAKIA	00005754	21/07/2010
6	DILEEP CHINUBHAI CHOKSI	00016322	12/05/2014
7	NILESH DHIRAJLAL SHAH	01711720	06/05/2015
8	ARPIT KANTILAL PATEL	00059914	17/05/2019
9	ISMET TEHMESP KHAMBATTA	00030325	01/08/2022

\*The date of appointment is as per the MCA portal.

Ensuring the eligibility of / for the appointment / continuity of every Director on the Board is the responsibility of the management of the Company. Our responsibility is to express an opinion based on our verification. This certificate is neither an assurance as to the future viability of the Company nor of the efficiency or effectiveness with which the management has conducted the affairs of the Company.

Ahmedabad, 6<sup>th</sup> May, 2024

**Hitesh D. Buch**  
For Hitesh Buch & Associates  
Company Secretaries  
CP No. 8195: FCS 3145  
UDIN: F003145F000319331

# Management Discussion & Analysis

## ECONOMIC OVERVIEW

### Global economy

The year 2024 ended with concerted efforts by central banks worldwide to taper inflation and the business and investment world waited in anticipation of interest rate cuts. While inflation is edging down from multi-decade highs, with intermittent upticks, interest rate cut is not expected in a hurry.

### Indian economy

India's economy witnessed remarkable growth in the financial year 2023-24, expanding by ~7.3%. However, Indian textile exports experienced a decline for the second consecutive year in 2023-24, mainly attributed to the geopolitical tensions casting a shadow on the global trade. However, there is a silver lining; the textile industry is optimistic about the demand recovery for their products in FY 2024-25. Firstly, the domestic market continues to witness steady demand growth. Secondly, the large retailers in the overseas market are expected to start restocking inventory ahead of the season, leading to a gradual recovery in exports.

On the input cost side, cotton prices in India have eased from their highs and are expected to remain range-bound due to expected higher production in India. However, appreciation of the USD and adverse climate impact on cotton crops in the United States (US) and other cotton-producing countries will negate the possible price deflation. However, challenges continue to persist and the prices of crude oil and derived products will be essential to watch.

On the logistics front, we believe that the fear of significant increase in cost is behind us and shipping rates are cooling off from the highs in February 2024. The disruption expected in terms of availability of containers, delay in routes is adjusted as part of the trade. De-escalation in the Middle East conflict will further help normalise the situation.

### Indian textile and apparel industry

As per the International Textile Manufacturers Federation (ITMF), the textile sector has seen subdued demand since June 2022 due to persistent global inflation and lingering possibilities of a recession. Inflation has affected consumers and manufacturers alike with manufacturers and suppliers having to pay much more across their supply chains, from the cost of freight to wage increases for their workers. This has put textile manufacturers in a difficult situation. The Indian textiles market is expected to be worth more than USD 209 billion by 2029.

In the first 11 months of FY 2023-24; Indian textile exports shrank 4.2% (y-o-y) [USD 30.96 from 32.33] due to adverse economic conditions in major destinations like the European Union (EU), the U.S and West Asian nations. Exports of readymade garments (RMG) fell to USD 13.05 billion from USD 14.73 billion, while yarn exports fell to USD 4.47 billion from USD 4.23 billion.

In the Interim Budget for FY 2024-25; the Govt of India. announced extension of the Rebate of State & National Taxes & Levies (RoSCTL) scheme for 2 years (till the end of March 2026) which is a welcome step for long-term trade planning. Another positive announcement is the reduction of excise duty from 12% to 10% for all capital goods when there has been a slowdown in the investment of knitwear export sector. The total budget allocation increased by 27.6%, led by the allocation of ₹ 600 crores for Cotton Corporation of India towards the cotton MSP operations. The allocation of funds for textile-centric schemes like RoDTEP and RoSCTL has been moderately increased by 10% and 5.8%, respectively. Additionally, funding for the Amended Technology Upgradation Fund Scheme (ATUFS) has been raised from ₹ 1,956 crores to ₹ 2,300 crores.

The Government of India (GOI) issued a notification effectively rescinding the 10% import duty on cotton with a staple length above 32 millimetres (mm) as of February 20. This revocation eliminates the previous import duty, which comprised a 5% basic customs duty and a 5% tax. The reduction in duty is expected to facilitate increased imports of high-value cotton, which is used in the manufacturing of premium cotton textiles and apparel for this season, as well as to meet medium-term requirements.

Work is currently under progress for the schemes announced like: Integrated Textile Parks (SITP), Mega Integrated Textile Region and Apparel (MITRA), Park scheme to attract private equity in the sector, and PM Mitra Scheme Government. The PM Mitra Park Scheme under which the government plans to invest over ₹ 70,000 crores to set up mega textile parks will provide a massive fillip to the textile sector and help India transform from only a traditional textile industry to an MMF (man-made fibre) and technical textile hub in the world. The government recently approved an investment of ₹ 4,455 crores under this scheme for the creation of seven mega textile parks that would streamline multiple verticals from spinning, weaving and dyeing to printing and garment manufacturing. The government has come up with several export promotion policies for the textile sector as well. It has also allowed 100% FDI in the sector under the automatic route. The government aims to achieve a 3-5x time increase in the export of technical textiles worth USD 10 billion over the

next three years. Further, a Production-linked Incentive (PLI) Scheme worth ₹ 10,683 crores (USD 1.44 billion) for manmade fibre and technical textiles over a five-year period will also boost the sector. The capex spending on transportation and logistics sectors by the government has increased to ₹10 lakh crores in the recent budget. This spending which is roughly about 3% of our GDP will have a ripple effect on multiple industries including the textile sector which could benefit from a smooth and sustainable infrastructure model. The textiles and apparel sector supported by the government's structural and productivity-related policy interventions and fuelled by a rising domestic demand seems well poised to prosper exponentially.

## Opportunities and Threats

### Opportunities

- Favourable government initiatives such as the National Technical Textiles Mission (NTTM), 100% FDI in the sector, SAMARTH- Scheme for Capacity Building in the Textile Sector, etc. for the development of the textile industry.
- Extension of the scheme for Rebate of State and Central Taxes and Levies (RoSCTL) till March 31, 2026, for the export of apparel, garments and made-ups with the same rates would benefit textile companies.
- The 'China plus one' diversification policy will benefit Indian manufacturers. As global retailers are looking for an alternate supply base, India has emerged as an attractive option for manufacturing and exports of textiles and apparels.
- The growth of the technical textile market will create lucrative opportunities.
- The rapid growth of the retail sector and E-commerce will boost the growth of the textile and apparel industry.
- Rising disposable incomes will stimulate domestic demand.
- The growing popularity of 'fast fashion' products will contribute to the growth of the textile and apparel industry.

### Threats

- Being a labour-intensive sector, the shortage of skilled workforce may impact the operations and result in inability to complete orders.
- Competition in the global market, especially from the textile and garment industries in Bangladesh and China.

- Subdued demand for textile and apparel exports as consumer confidence is lower in the key markets.
- Compliance issues with the environmental norms and regulations.

### Company performance

FY 2023-24 started on a challenging note for businesses as interest rate tightening resulted in a sharp decline in consumer demand. Additionally, for the apparel markets, the summer and fall of 2023 were marked by high inventory levels created by preponed buying in the previous quarters. As the year passed, consumer demand held surprisingly steady, and inventories got cleared. This resulted in a clear resumption of wholesale buying starting in Q3 of the fiscal year.

For Arvind Limited, H1 was challenging as demand in the core textile businesses remained muted. Denim volumes remained soft, while woven volumes remained healthy throughout the year. Garment volumes remained subdued as key customer programmes kept postponing inventory addition/ fresh buying until the holiday season was over. Our key global customers resumed buying in H2 which was reflected in improved volumes in Q4, especially in Garments and Denims.

FY 2023-24 also saw price realisations coming down sharply following the softening of input raw materials, and logistics prices. While the lag effect gave a one-time positive boost to margins during mid-year, price deflation masked the underlying volume growth, especially in the case of AMD.

AMD continued to deliver 20%+ volume growth as promised through most quarters. The Human Protection and Composites businesses delivered 20% and 26% growth in top-line. The industrial cluster was challenged by muted demand from some of its key accounts. On an aggregate basis, AMD delivered a healthy 14% revenue growth despite sharp reductions in price realisations.

During FY 2023-24, the Company continued expanding its renewable energy capacity, as the 24 MW hybrid solar-wind installation went live. We have plans to further augment this capacity and take the share of renewable power from 47% to near 90% levels. Also, during the year, a global Centre of Excellence for water and wastewater solutions was inaugurated – this is an ambitious project with co-investment from one of our large customers. Similarly, we have customer collaboration in other areas of sustainability going on – e.g. in using Biomass for boilers to produce steam, as well as farming projects to enable better cotton production.



## Financial Performance

FY 2023-24 depicts all-round performance.

Particulars	(₹ in Crores)			
	For the Year Ended			
	March 31, 2024		March 31, 2023	
	Amount	% of Sales	Amount	% of Sales
Revenue from Operations	7,738		8,382	
Other Income	41		45	
<b>Total Revenue</b>	<b>7,779</b>		<b>8,427</b>	
Cost of Material Consumed	3,476	45%	4,011	48%
Purchase of Stock in Trade	237	3%	390	5%
Change in Inventory	-34	0%	70	1%
Project Expenses	122	2%	89	1%
Employee Cost	964	12%	868	10%
Other Expenses	2,128	28%	2,155	26%
<b>EBITDA</b>	<b>886</b>	<b>11%</b>	<b>845</b>	<b>10%</b>
<b>EBITDA w/o Other Income</b>	<b>845</b>	<b>11%</b>	<b>800</b>	<b>10%</b>
Depreciation	266		253	
Finance Cost	159		164	
Share of Profit/(loss) of Joint venture	-0		1	
<b>Profit Before Exception Items and Tax</b>	<b>461</b>	<b>6%</b>	<b>428</b>	
Exceptional Item	2		59	
<b>Profit before Tax</b>	<b>463</b>	<b>6%</b>	<b>487</b>	<b>6%</b>
Tax	111		71	
<b>Profit after Tax</b>	<b>353</b>	<b>5%</b>	<b>417</b>	<b>5%</b>
Minority Interest	16		9	
Profit from Discontinuing Operations	-		-4	
<b>Net Profit</b>	<b>337</b>	<b>4%</b>	<b>405</b>	<b>5%</b>

Textile businesses delivered a mixed bag of performance. While Knits Fabric and Garments volumes showed steady growth, Denim & Woven fabric volumes declined as our key customers deferred buying and reduced the lot/drop sizes to manage their

inventory more sharply. Fabric Price realisation stabilised after a continuous fall for 5 quarters.

Human Protection revenues were driven by higher wallet shares in key accounts, increased traction in the Middle East and healthy growth in the Defence business. Composite volumes jumped sharply driven by large global project orders. Mass Transportation factory went live in Q4 FY 2023-24. Industrial business had seen softer demand through Q3 and is now seeing a bounce-back.

During the year, Arvind Limited commissioned a biomass-based boiler at Naroda which will reduce emissions by 50,000 tCO<sub>2</sub> a year and enable the plant to operate coal free. Arvind Limited also launched GWICA (Global Water Innovation Centre for Action) which shall provide an opensource platform that brings together expertise and audience through showcasing physical models and simulations, demonstrations, seminars and events, and hosting technology visits.

## Results review

For the full year, consolidated revenues of the company stood at ₹ 7,738 crores which was lower by 8% compared to last year. EBITDA margins (before other income) increased around 6% levels (₹ 845 crores as compared to ₹ 800 crores in FY23). Profit Before Tax and exceptional items from continuing operations stood at ₹ 461 crores, which was higher than ₹ 428 crores last year. Profit after tax and exceptional items stood at a robust ₹ 337 crores.

## Revenues

Overall revenues de-grew by 8% and stood at ₹ 7,738 crores. Textile revenues were lower by ~14% and reached ₹ 5,803 crores. Garments volumes showed a steady growth of 1%. Denim & Woven fabric volumes showed a reduction of 12% and 3% respectively. Advanced Materials steadily delivered strong performance through the quarters as its full year revenues grew by 14% and closed the year at ₹ 1,428 crores.

## Cost of Goods Sold:

For the Textile businesses, cotton prices have remained stable. Dyes and Chemicals, especially those linked to freight also started to soften in the second half of the financial year. For AMD as well, prices of specialty yarns, glass rovings, resin systems and chemicals started on a high note and came down as the year progressed and stabilised.

## Operating Margin:

On a full year basis, the EBITDA margins stood at 10.9%, with an increase of 138 basis points compared to 9.5% in FY23. In absolute terms, EBITDA stood at ₹ 845 crores compared to ₹ 800 crores in the previous year.

**Finance Cost:** Interest outgo for the year stood at ₹ 159 crores compared to ₹ 164 crores for the previous year.

**Depreciation:** Depreciation for the year stood at ₹ 266 crores, which was slightly higher than ₹ 253 crores in the previous year.

**Profit Before Taxes:** PBT for the full year stood at ₹ 463 crores, compared to ₹ 487 crores in FY23.

**Net Profit:** Profit after taxes, exceptional items and discounting operations stood at ₹ 337 crores for FY24, as compared to ₹ 405 crores for FY23. The PAT is lower as there was a positive impact of tax in FY23 as we switched over to lower tax regime (₹ 39 crores).

**Working Capital:** NWC as of March 31, 2024 stood at ₹ 1,454 crores which was equivalent to 5.3 turns of FY24 revenues, this fell from 6.3 turns of FY23 revenues and stood at ₹ 1,324 crores as of March 31, 2023.

**Debt:** Our Net Debt at the end of FY24 stood at ₹ 1,250 crores which was lower by ₹ 77 crores as compared to the close of the previous financial year. This debt reduction was realised by continuing a tight operating and financial discipline and limiting the capital expenditure to necessary limits.

### Key financial ratios

		(₹ in Crores)		
S. No.	Particulars	2023-24	2022-23	Change (%)
1	Debtors Turnover Ratio	7.60	8.08	-5.9%
2	Inventory Turnover Ratio	4.26	4.35	-2.0%
3	Current Ratio	1.73	1.74	-0.7%
4	Debt Equity Ratio	0.37	0.42	-10.8%
5	Interest Coverage Ratio	3.9	3.6	8.1%
6	Net Profit Margin	4.4%	4.9%	-10.6%
7	Operating Profit Margin	8.0%	7.1%	13.6%
8	Return on Net Worth	9.7%	11.1%	-12.6%

Debt to Equity ratios show significant improvement as a result of debt repayment of ₹ 77 crores during the financial year. Operating profit margin improved on account of higher volumes, efficiency improvement and operating leverage. However, return on net worth reduced due to decrease in profit after tax mainly on account of volume reduction in Denim & woven segment and price deflation resulting in lower revenue. Further more, there was a positive impact of tax in FY23 as the company switched over to lower tax regime.

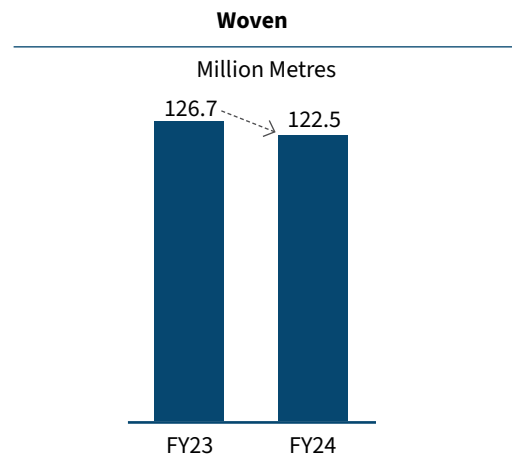
### Segment-wise or product-wise performance

#### Woven

Due to cautious market amidst uncertain demand, Woven segment revenues was lower by 10% from ₹ 2,792 crores in FY23 to ₹ 2,518 crores in FY24. Volumes de-grew from 126.7 million metres to 122.5 million metres [64% export] in FY24.

Large domestic brands and retailers continued to account for a large portion of Woven volumes. Woven volumes also got boosted by fabric sales through wholesalers, direct-to-retail and The Arvind Stores. Together these retail-oriented businesses recorded 34%+ revenue growth over the Q4 FY24 y-o-y basis.

Average price realisation for Woven products climbed up to ₹ 207 per metre by Q1 and reduced gradually to close the Q4 FY24 at ₹ 200 per metre.

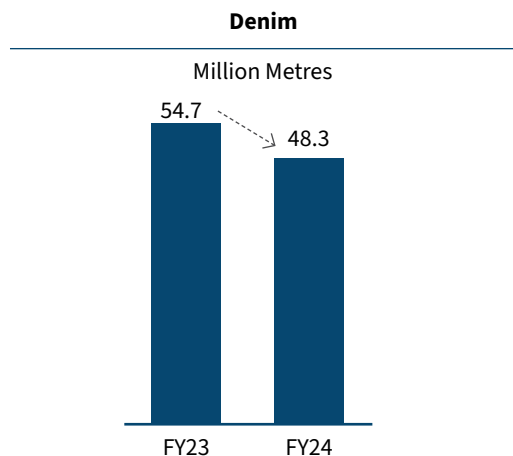


#### Denim

During the financial year, the Denim fabrics business clocked ₹ 1,257 crores against ₹ 1,586 crores in the previous year. In terms of volumes, the full year tally stood at 48 million metres compared to 55 million metres in FY2023.

The proportion of exports reached 58%. Multiple factors are driving this decrease in Denim volumes. The cyclical trend of consumer behaviour is driving towards more formal and non-denim leisure wear. Denim is also transitioning from fast fashion to longer-lasting assets, as people gear up for tougher economic times. Some of the large customer programmes are also reduced/postponed to avoid any inventory build-up in their supply chains. Given Arvind's vertical strategy, this has also impacted garmenting volumes adversely, however, this trend has started reversing from Q4.

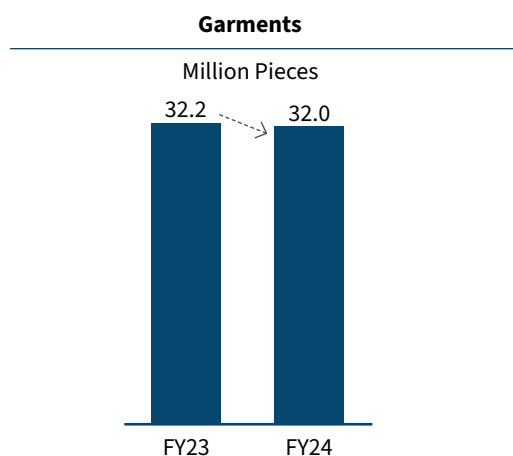
Price realisation for Denim followed the overall trend of rising through Q2 and then started declining steadily in tandem with lower raw material costs. Price realisation for Q4 of Denim is 245 per metre.



#### Garment

While volume remained same, Revenues from garmenting part of our textiles business declined from ₹ 1,695 crores in FY23 to ₹ 1,595 crores in FY24, this is on account of lower demand for denim products and lower realisation.

Overall garmenting volumes for full garments (not counting the small SMV essential products) stood at 32M pieces across our facilities located in Karnataka, Ranchi and Ahmedabad area. This was flat in comparison to FY23 volumes for the corresponding scope.

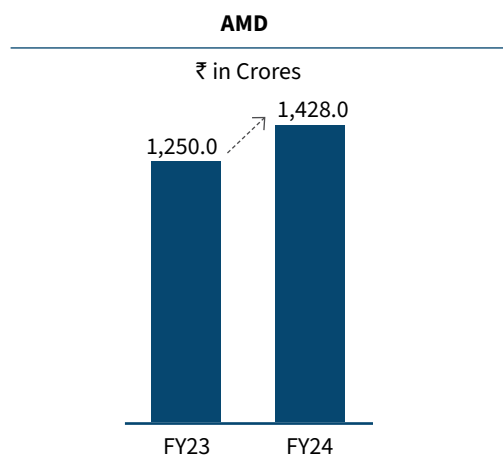


#### Advanced Materials

FY24 marked another year of continuing growth in the Advanced Materials Division (AMD) business. Revenue from the segment stood at ₹ 1,428 crores which was 14% higher

than ₹ 1,250 crores clocked for FY23. All three clusters of AMD – namely, Human Protection, Industrials and Composites delivered healthy growth.

Human Protection revenues driven by higher wallet shares in key accounts, increased traction in Middle East and healthy growth in Defence business. Composites volumes jumped sharply driven by large global project orders. Mass Transportation factory went live in Q4 FY24. Industrials business had seen softer demand through Q3, now seeing bounce-back.



#### Outlook

Despite near-term uncertainties, we remain optimistic about the medium term and intend to continue investing in our growth engines. We incurred ₹ 262 crores in capex and we plan to spend about ₹ 400 crores to ₹ 450 crores in FY25. The investments will go in capacity increases in AMD & Garments and product differentiation and maintenance in Fabrics apart from investment in renewable energy to take the share of renewable power from current around 47% to close to 90%. The Capex will be funded mostly from internal accruals.

With a standout performance in Q4 of FY24, and reasonably good order book position, we hope to achieve a double-digit growth in revenue for FY25, maintain or marginally improve the margins and improve ROCE. Demand in Textiles segment will vary by market. While domestic markets are expected to improve, US volumes may see modest growth or remain flat. Demand from Europe and UK is expected to remain muted. Things will change for better in case India is able to sign any free trade agreement with any of the key geographies. We expect to grow our traditional textile business at a more secular rate aligned to India's GDP, while the AMD business is expected to grow at 20%+ CAGR.

## Risks and Concerns

The Company has a robust Enterprise Risk Management framework for timely and effective identification, assessment, and mitigation of key business and operational risks. The key risks and their corresponding mitigation measures are described below:

- **Raw material risk:**

The volatility in prices of raw materials such as cotton, specialty fibres and yarns, glass roving, specialty chemicals, and resins increases the input costs which adversely impacts the Company's profitability. Further, many raw materials used in AMD correlates with crude oil prices and volatility in crude oil prices may weaken AMD margins.

The Company monitors price fluctuations and follows inventory management and responsive procurement policy to ensure timely procurement of raw materials at competitive prices. It also engages in contracts with clients and tries to pass on variations in the prices of raw materials to them to protect margins.

- **Economic risk:**

The geopolitical turmoil, global economic slowdown, high inflation and the threat of a looming recession in key markets like the US and Europe have led to a slowdown in the export market. Demand compression could reduce the Company's export business.

The macroeconomic environment in the US/EU markets has started to improve though the export demand continues to remain uncertain. However, the domestic market will continue to provide sizeable business opportunities for the Company.

- **Exchange rate volatility risk:**

Since a significant portion of the Company's revenue is in foreign currency and a major part of the costs are in Indian Rupees, any movement in currency rates would impact the Company's performance.

Exposures on foreign currency sales are managed through the Company's hedging policy, which is reviewed periodically to ensure that the results from fluctuating currency exchange rates are appropriately managed. The Company strives to achieve asset liability offset of foreign currency exposures and only the net position is hedged. The Company also uses forward contracts and foreign exchange options towards hedging risk resulting from changes and fluctuations in foreign currency exchange rates.

- **Logistics risk:**

The ongoing Russia-Ukraine war has adversely impacted the global supply chain network. Since majority of the Company's business is export-oriented and depends on the supply chain for exporting final products, any kind of disruptions in the supply chain, rising container shipping costs, availability and delays pose severe challenges for the business. Further, inadequate and inefficient logistics in India lead to delays and high costs of logistics.

The Company has strengthened its supply chain network and developed strong relationships with suppliers and vendors for smooth operations.

- **Risk of continuing losses in few subsidiaries:**

Some of the Company's subsidiaries are yet to become profitable, while others have not demonstrated consistent year-on-year improvements in their bottom lines. Their subdued performance has negatively impacted the Company's overall consolidated profits.

To address this, the Company has devised a plan to rationalise capital allocation among the underperforming subsidiaries. This strategy is expected to enhance profitability and returns at the consolidated entity level.

- **Disaster risk:**

The Company is susceptible to disasters and crises such as pandemics, earthquakes, geopolitical instability, fire hazards, etc. which may cause operational disruptions, shutdowns or production cuts, project delays, supply chain hurdles, and increased construction costs.

The Company prioritises the safety of its stakeholder community and ensures business survival during unpredictable crises. It has a well-designed safety management policy that eliminates/reduces the risk of workplace incidents. Its proper implementation and updation enable effective prevention besides equipping the employees to handle unforeseen incidents. To reduce exposure to fire-related hazards, it has placed pressurised fire protection and related systems at strategic locations to deal with fire-related incidents.

- **Technology risk:**

There is a constant requirement for technology upgradation and regular R&D to enhance efficiency and productivity. Failure to use the latest and sustainable technologies to cater to the changing requirements of the global market may lead to loss of business.

The Company gives utmost importance to technology and proactively invests in R&D, modern and sustainable technologies, machinery and equipment for improving the manufacturing process, and quality and strengthening its product portfolio to cater to emerging market trends.

While the medium-term future looks more certain than ever, the near-term headwinds persist on multiple counts. We are in the middle of two volatile geopolitical conflicts, multiple geographies undergoing election season, interest rates fatigue continues to be high adding to deflationary pressure resulting in oscillating consumer demand. While the global trade showed resilience in past twelve month, we will continue to be watchful of the said risks to take possible timely mitigating action.

### **Human resources / Industrial relations**

The Company considers its employees as the most important asset and integral to its competitive position. It has a well-designed HR policy that promotes a conducive work environment, inclusive growth, equal opportunities, and competitiveness and aligns employees' goals with the organisation's growth vision. Its human resource division plays a crucial role in nurturing

a strong and talented workforce. It provides opportunities for professional and personal development and implements comprehensive employee engagement and development programmes to enhance the productivity and skills of its employees. The Company's employee strength stood at 31,174 as on March 31, 2024. Further, industry relations remained peaceful and harmonious during the year.

### **Internal control systems and their adequacy**

The Company maintains an efficient internal control system commensurate with the size, nature and complexity of its business. The internal control system is responsible for addressing the evolving risks in the business, reliability of financial information, timely reporting of operational and financial transactions, safeguarding of assets and stringent adherence to the applicable laws and regulations. The internal auditors of the Company are responsible for regular monitoring and review of these controls. The Audit Committee periodically reviews the audit reports and ensures correction of any variance, as may be required. Key observations are communicated to the management who undertakes prompt corrective actions.



# Business Responsibility and Sustainability Report

## SECTION A: GENERAL DISCLOSURES

### I. Details of the listed entity

1. Corporate Identity Number (CIN) of the listed entity - **L17119GJ1931PLC000093**
2. Name of the listed entity - **Arvind Limited**
3. Year of incorporation - **1931**
4. Registered office address - **Naroda Road, Ahmedabad-380025, Gujarat, India**
5. Corporate address - **Naroda Road, Ahmedabad-380025, Gujarat, India**
6. E-mail - [sustainability@arvind.in](mailto:sustainability@arvind.in)
7. Telephone - **79682 68000**
8. Website - <http://www.arvind.com/>
9. Financial year for which reporting is being done - **FY2023-24**
10. Name of the stock exchange(s) where shares are listed - **NSE & BSE Limited**
11. Paid-up capital - **2,61,63,04,740**
12. Name and contact details (telephone, email address) of the person who may be contacted in case of any queries on the BRSR report -
  - (i) **Mr. Jayesh Shah - Whole Time Director & Group CFO**  
E-mail: [jayesh.shah@arvind.in](mailto:jayesh.shah@arvind.in)
  - (ii) **Mr. Abhishek Bansal - Vice President - Corporate Sustainability**  
E-mail: [abhishek.bansal@arvind.in](mailto:abhishek.bansal@arvind.in)
13. Reporting boundary - Are the disclosures under this report made on a standalone basis (i.e. only for the entity) or on a consolidated basis (i.e. for the entity and all the entities which form a part of its consolidated financial statements, taken together).

#### Standalone basis

14. Name of assurance provider: Intertek India Pvt. Ltd.
15. Type of assurance obtained: Limited Assurance

### II. Products/Services

16. Details of business activities (accounting for 90% of the turnover):

S. No.	Description of Main Activity	Description of Business Activity	% of Turnover of the Entity
1	Manufacturing	Textile, leather and other apparel products	98%

17. Products/Services sold by the entity (accounting for 90% of the entity's turnover):

S. No.	Product/Service	NIC Code	% of Total Turnover Contributed
1	Fabrics	13131	79%
2	Advanced Material	32902, 23102	18%

### III. Operations

18. No. of locations where plants and/or operations/offices of the entity are situated:

Location	Number of Plants	Number of Offices	Total
National	12	6	18
International	0	3	3

19. Markets served by the entity:

- a. Number of locations

Location	Number
National (No. of States)	14
International (No. of Countries)	62

- b. What is the contribution of exports as a percentage of the total turnover of the entity?

**In the reporting year, the contribution of exports is 40%.**

- c. A brief on types of customers:

**Considering the nature of business, we deal with customers from multiple geographies. Our customers include wholesalers, brands and retailers.**

### IV. Employees

20. Details as at the end of the financial year:

- a. Employees and workers (including differently abled):

S. No.	Particulars	Total (A)	Male		Female	
			No. (B)	% (B/A)	No. (C)	% (C/A)
EMPLOYEES						
1	Permanent (D)	2727	2462	90%	265	10%
2	Other than Permanent (E)	0	0	0%	0	0%
3	Total Employees (D + E)	2727	2462	90%	265	10%
WORKERS						
4	Permanent (F)	21872	13117	60%	8755	40%
5	Other than Permanent (G)	6789	6728	99%	61	1%
6	Total Workers (F + G)	28661	19845	69%	8816	31%

- b. Differently abled employees and workers:

S. No.	Particulars	Total (A)	Male		Female	
			No. (B)	% (B/A)	No. (C)	% (C/A)
DIFFERENTLY ABLED EMPLOYEES						
1	Permanent (D)	7	5	71%	2	29%
2	Other than Permanent (E)	0	0	0%	0	0%
3	Total Differently Abled Employees (D + E)	7	5	71%	2	29%
DIFFERENTLY ABLED WORKERS						
4	Permanent (F)	101	81	80%	20	20%
5	Other than Permanent (G)	30	30	100%	0	0%
6	Total Differently Abled Workers (F + G)	131	111	85%	20	15%



## 21. Participation/Inclusion/Representation of women:

	Total (A)	No. and percentage of females	
		No. (B)	% (B / A)
Board of Directors	9	1	11%
Key Management Personnel	6	0	0%

## 22. Turnover rate for permanent employees and workers

(Disclose trends for the past 3 years)

	FY 2023-24 (Turnover rate in current FY)			FY 2022-23 (Turnover rate in previous FY)			FY 2021-22 (Turnover rate in the year prior to the previous FY)		
	Male	Female	Total	Male	Female	Total	Male	Female	Total
Permanent Employees	18	24	18	16	18	17	20	36	22
Permanent Workers	49	72	62	68	98	86	74	111	96

## V. Holding, Subsidiary and Associate Companies (including joint ventures)

## 23. Names of holding / subsidiary / associate companies / joint ventures

The list of holding / subsidiary / associate companies / joint ventures along with % of shareholding is mentioned on Page 354 of the annual report. We do not participate in the business responsibility initiatives of these entities.

## VI. CSR Details

24. (i) Whether CSR is applicable as per section 135 of Companies Act, 2013: **Yes**(ii) Turnover (in ₹): **7100 Crore**

(iii) Net worth (in ₹): 3442 Crore. The average net profit of the Company is ₹ 278.29 crore. **Two percent of the net profit, i.e. 5.57 crore, was the CSR obligation and we have spent 5.57 Crore for fulfilling the same.**

## VII. Transparency and Disclosures Compliances

25. Complaints/Grievances on any of the principles (Principles 1 to 9) under the National Guidelines on Responsible Business Conduct

Stakeholder group from whom complaint is received	Grievance Redressal Mechanism in Place (Yes/No)	FY 2023-24 Current Financial Year			FY 2022-23 Previous Financial Year		
	(If Yes, then provide web-link for grievance redress policy)	Number of complaints filed during the year	Number of complaints pending resolution at close of the year	Remarks	Number of complaints filed during the year	Number of complaints pending resolution at close of the year	Remarks
Community	Yes, Grievance redressal forms that part of the Whistle Blower Policy. Any grievance should be reported on the Ethics portal. The link to the portal is: <a href="https://www.arvind.ethicshelpline.in/portal/en/home">https://www.arvind.ethicshelpline.in/portal/en/home</a> <a href="https://www.arvind.com/sites/default/files/field_policy_file/Whistle%20Blower%20Policy_n.pdf">https://www.arvind.com/sites/default/files/field_policy_file/Whistle%20Blower%20Policy_n.pdf</a>	0	0		0	0	
Investors (other than shareholders)		0	0		0	0	
Shareholders		16	0		16	0	
Employee & Workers		4	0		7	0	
Customers		0	0		0	0	
Value Chain Partners (Supplier, Distributor, Media, Government Agencies)		2	1		1	0	
Other (Please Specify)		9	0		5	0	Anonymous Complaint



26. Overview of the entity's material responsible business conduct issues

Below are the material responsible business conduct and sustainability issues pertaining to environmental and social matters that present a risk or an opportunity to us, the rationale for identifying the same, approach to adapt or mitigate the risk along with its financial implications.

S. No.	Material issue identified	Indicate whether risk or opportunity (R/O)	Rationale for identifying the risk / opportunity	In case of risk, approach to adapt or mitigate	Financial implications of the risk or opportunity (Indicate positive or negative implications)
1	Sustainable Fibres	Opportunity and Risk	<p><u>Risk:</u></p> <p>Fibres are a key raw material for us; we are majorly dependent on cotton.</p> <p>The production and sourcing of conventional fibre contribute to both environmental and social impacts.</p> <p>Additionally, there is increased stakeholder concern about the sustainability of the products.</p> <p><u>Opportunity:</u></p> <p>Sustainable sourcing will enable us to reduce our environmental and social impacts as well as provide us an opportunity to integrate sustainability in the product design.</p>	<p>Sourcing from sustainable sources and implementing in-house sustainable cotton projects to develop own supply of sustainable cotton.</p> <p>Sourcing alternative natural fibres and recycled fibres.</p> <p>Engaging with suppliers to assess their performance in accordance to industry leading social and environmental certification standards. Also, supporting them to increase their performance.</p>	<p><u>Positive:</u></p> <p>Increased revenue due to demand for lower emission products.</p> <p>Efficient control over operating expense due to increased reliability of supply chain.</p> <p><u>Negative:</u></p> <p>As mentioned in the rationale, due to shifting consumer preference and increased stakeholder concern about sustainable products the demand of conventional products may reduce.</p>
2	Water Use and Management	Opportunity and Risk	<p><u>Risk:</u></p> <p>Increased water consumption and constrained water supply are among the most critical global risks. Considering our huge dependency on water for the viability of our operations, we have identified it as a material risk for us.</p> <p><u>Opportunity:</u></p> <p>Our customers have made commitments to reduce their water use; thus adopting water saving practices will give us an edge and make us a preferred partner for our customers</p>	<p>Arvind has a two-pronged approach towards water management which includes investing in technologies and management practices to reduce water usage in textile dyeing and processing, and also to focus on eliminating fresh water use by moving to recycled sources.</p>	<p><u>Positive:</u></p> <p>Initially there will be additional cost to adopt new technologies. However in the long run, it will shield us from water price and availability issues. Thus helping maintain a control over our operating expenses.</p> <p><u>Negative:</u></p> <p>Increased production cost due to change in input prices of water, driven by water availability and quality issues.</p>



S. No.	Material issue identified	Indicate whether risk or opportunity (R/O)	Rationale for identifying the risk / opportunity	In case of risk, approach to adapt or mitigate	Financial implications of the risk or opportunity (Indicate positive or negative implications)
3	Energy Management	Opportunity and Risk	<p><u>Risk:</u></p> <p>While energy contributes to the growth of textile and apparel industry, resulting emissions are a dampener for environmental health. Increasing demand of textile and apparels in the world, followed by increased production is the cause of higher GHG emissions.</p> <p><u>Opportunity:</u></p> <p>Improving upon the energy efficiency and increasing renewable usage will support us in cutting down the energy expenses and achievement of pertinent emission reduction commitments.</p>	<p>We have developed an energy policy to continually improve the energy performance, flatten our energy demand curve and reduce our carbon footprint.</p> <p>Industry best practices like ISO 50001 energy management systems have been implemented in our major operational sites.</p> <p>We are also engaged in increasing renewable energy uptake in our energy mix.</p>	<p><u>Positive:</u></p> <p>Initially there will be additional cost to adopt new technologies, however in the long run it will shield us from fossil fuel price increase.</p> <p><u>Negative:</u></p> <p>Increased production cost due to change in input prices of fossil fuels.</p>
4	Chemical Management	Opportunity and Risk	<p><u>Risk:</u></p> <p>Shifting consumer preference towards safe &amp; sustainable products.</p> <p>Additionally, the regulatory environment is getting more stringent on the sustainability aspects of chemicals and its associated impacts.</p> <p><u>Opportunity:</u></p> <p>To become the customer's preferred brand pioneering in manufacturing safe, sustainable products while adhering to all regulatory compliances.</p>	<p>We are the first textile mill globally to join the Zero Discharge of Hazardous Chemicals (ZDHC) programme in 2016.</p> <p>We are engaged with our customers for the elimination of hazardous chemicals from the value chain and to implement safer chemistry practices.</p>	<p><u>Positive:</u></p> <p>Reputational benefit resulting in increased demand for goods/services.</p> <p>Increased revenue due to better competitive position to reflect shifting consumer preferences.</p> <p><u>Negative:</u></p> <p>Reduced revenue from decreased demand of goods and services.</p>
5	People	Opportunity and Risk	<p><u>Risk:</u></p> <p>Reputational risk if we fail to ensure fair labour practices, protection of human rights, health and safety of our employee &amp; workers.</p> <p><u>Opportunity:</u></p> <p>By addressing the above risks we are securing our social license to operate and representing ourselves as a socially responsible organisation.</p>	<p>We have identified the potential hazards and associated risks across our facility and integrating them into SOPs.</p> <p>We have adopted various social compliance certifications like WRAP, SA 8000 and GOTS in operating sites.</p>	<p><u>Positive:</u></p> <p>While ensuring our people's prosperity in consideration, we seek to improve employee satisfaction, better retention and lowering cost of management.</p> <p><u>Negative:</u></p> <p>Reduced revenue due to negative impact on workforce.</p>



## SECTION B: MANAGEMENT AND PROCESS DISCLOSURES

This section helps us demonstrate our structures, policies and processes put in place towards adopting the NGRBC Principles and Core Elements.

### Policy and management processes

Disclosure Questions									
Policy and management processes									
1.	a.	Whether your entity's policy/policies cover each principle and its core elements of the NGRBCs. (Yes/No)	Y	Y	Y	Y	Y	Y	Y
	b.	Has the policy been approved by the Board? (Yes/No)	Y	Y	Y	Y	Y	Y	Y
	c.	Web Link of the Policies, if available	<a href="https://www.arvind.com/sites/default/files/field_policy_file/Policy%20for%20Determination%20of%20Materiality%20of%20Event.pdf">https://www.arvind.com/sites/default/files/field_policy_file/Policy%20for%20Determination%20of%20Materiality%20of%20Event.pdf</a>	<a href="https://www.arvind.com/sites/default/files/field_policy_file/Policy%20for%20Determination%20of%20Materiality%20of%20Event.pdf">https://www.arvind.com/sites/default/files/field_policy_file/Policy%20for%20Determination%20of%20Materiality%20of%20Event.pdf</a>	<a href="https://www.arvind.com/sites/default/files/field_policy_file/Policy%20for%20Determination%20of%20Materiality%20of%20Event.pdf">https://www.arvind.com/sites/default/files/field_policy_file/Policy%20for%20Determination%20of%20Materiality%20of%20Event.pdf</a>	<a href="https://www.arvind.com/sites/default/files/field_policy_file/Policy%20for%20Determination%20of%20Materiality%20of%20Event.pdf">https://www.arvind.com/sites/default/files/field_policy_file/Policy%20for%20Determination%20of%20Materiality%20of%20Event.pdf</a>	<a href="https://www.arvind.com/sites/default/files/field_policy_file/Policy%20for%20Determination%20of%20Materiality%20of%20Event.pdf">https://www.arvind.com/sites/default/files/field_policy_file/Policy%20for%20Determination%20of%20Materiality%20of%20Event.pdf</a>	<a href="https://www.arvind.com/sites/default/files/field_policy_file/Policy%20for%20Determination%20of%20Materiality%20of%20Event.pdf">https://www.arvind.com/sites/default/files/field_policy_file/Policy%20for%20Determination%20of%20Materiality%20of%20Event.pdf</a>	<a href="https://www.arvind.com/sites/default/files/field_policy_file/Policy%20for%20Determination%20of%20Materiality%20of%20Event.pdf">https://www.arvind.com/sites/default/files/field_policy_file/Policy%20for%20Determination%20of%20Materiality%20of%20Event.pdf</a>
			<a href="https://www.arvind.com/sites/default/files/field_policy_file/Policy%20for%20Determination%20of%20Materiality%20of%20Event.pdf">https://www.arvind.com/sites/default/files/field_policy_file/Policy%20for%20Determination%20of%20Materiality%20of%20Event.pdf</a>	<a href="https://www.arvind.com/sites/default/files/field_policy_file/Policy%20for%20Determination%20of%20Materiality%20of%20Event.pdf">https://www.arvind.com/sites/default/files/field_policy_file/Policy%20for%20Determination%20of%20Materiality%20of%20Event.pdf</a>	<a href="https://www.arvind.com/sites/default/files/field_policy_file/Policy%20for%20Determination%20of%20Materiality%20of%20Event.pdf">https://www.arvind.com/sites/default/files/field_policy_file/Policy%20for%20Determination%20of%20Materiality%20of%20Event.pdf</a>	<a href="https://www.arvind.com/sites/default/files/field_policy_file/Policy%20for%20Determination%20of%20Materiality%20of%20Event.pdf">https://www.arvind.com/sites/default/files/field_policy_file/Policy%20for%20Determination%20of%20Materiality%20of%20Event.pdf</a>	<a href="https://www.arvind.com/sites/default/files/field_policy_file/Policy%20for%20Determination%20of%20Materiality%20of%20Event.pdf">https://www.arvind.com/sites/default/files/field_policy_file/Policy%20for%20Determination%20of%20Materiality%20of%20Event.pdf</a>	<a href="https://www.arvind.com/sites/default/files/field_policy_file/Policy%20for%20Determination%20of%20Materiality%20of%20Event.pdf">https://www.arvind.com/sites/default/files/field_policy_file/Policy%20for%20Determination%20of%20Materiality%20of%20Event.pdf</a>	<a href="https://www.arvind.com/sites/default/files/field_policy_file/Policy%20for%20Determination%20of%20Materiality%20of%20Event.pdf">https://www.arvind.com/sites/default/files/field_policy_file/Policy%20for%20Determination%20of%20Materiality%20of%20Event.pdf</a>
			<a href="https://www.arvind.com/sites/default/files/field_policy_file/Policy%20for%20Determination%20of%20Materiality%20of%20Event.pdf">https://www.arvind.com/sites/default/files/field_policy_file/Policy%20for%20Determination%20of%20Materiality%20of%20Event.pdf</a>	<a href="https://www.arvind.com/sites/default/files/field_policy_file/Policy%20for%20Determination%20of%20Materiality%20of%20Event.pdf">https://www.arvind.com/sites/default/files/field_policy_file/Policy%20for%20Determination%20of%20Materiality%20of%20Event.pdf</a>	<a href="https://www.arvind.com/sites/default/files/field_policy_file/Policy%20for%20Determination%20of%20Materiality%20of%20Event.pdf">https://www.arvind.com/sites/default/files/field_policy_file/Policy%20for%20Determination%20of%20Materiality%20of%20Event.pdf</a>	<a href="https://www.arvind.com/sites/default/files/field_policy_file/Policy%20for%20Determination%20of%20Materiality%20of%20Event.pdf">https://www.arvind.com/sites/default/files/field_policy_file/Policy%20for%20Determination%20of%20Materiality%20of%20Event.pdf</a>	<a href="https://www.arvind.com/sites/default/files/field_policy_file/Policy%20for%20Determination%20of%20Materiality%20of%20Event.pdf">https://www.arvind.com/sites/default/files/field_policy_file/Policy%20for%20Determination%20of%20Materiality%20of%20Event.pdf</a>	<a href="https://www.arvind.com/sites/default/files/field_policy_file/Policy%20for%20Determination%20of%20Materiality%20of%20Event.pdf">https://www.arvind.com/sites/default/files/field_policy_file/Policy%20for%20Determination%20of%20Materiality%20of%20Event.pdf</a>	<a href="https://www.arvind.com/sites/default/files/field_policy_file/Policy%20for%20Determination%20of%20Materiality%20of%20Event.pdf">https://www.arvind.com/sites/default/files/field_policy_file/Policy%20for%20Determination%20of%20Materiality%20of%20Event.pdf</a>
			<a href="https://www.arvind.com/sites/default/files/field_policy_file/Policy%20for%20Determination%20of%20Materiality%20of%20Event.pdf">https://www.arvind.com/sites/default/files/field_policy_file/Policy%20for%20Determination%20of%20Materiality%20of%20Event.pdf</a>	<a href="https://www.arvind.com/sites/default/files/field_policy_file/Policy%20for%20Determination%20of%20Materiality%20of%20Event.pdf">https://www.arvind.com/sites/default/files/field_policy_file/Policy%20for%20Determination%20of%20Materiality%20of%20Event.pdf</a>	<a href="https://www.arvind.com/sites/default/files/field_policy_file/Policy%20for%20Determination%20of%20Materiality%20of%20Event.pdf">https://www.arvind.com/sites/default/files/field_policy_file/Policy%20for%20Determination%20of%20Materiality%20of%20Event.pdf</a>	<a href="https://www.arvind.com/sites/default/files/field_policy_file/Policy%20for%20Determination%20of%20Materiality%20of%20Event.pdf">https://www.arvind.com/sites/default/files/field_policy_file/Policy%20for%20Determination%20of%20Materiality%20of%20Event.pdf</a>	<a href="https://www.arvind.com/sites/default/files/field_policy_file/Policy%20for%20Determination%20of%20Materiality%20of%20Event.pdf">https://www.arvind.com/sites/default/files/field_policy_file/Policy%20for%20Determination%20of%20Materiality%20of%20Event.pdf</a>	<a href="https://www.arvind.com/sites/default/files/field_policy_file/Policy%20for%20Determination%20of%20Materiality%20of%20Event.pdf">https://www.arvind.com/sites/default/files/field_policy_file/Policy%20for%20Determination%20of%20Materiality%20of%20Event.pdf</a>	<a href="https://www.arvind.com/sites/default/files/field_policy_file/Policy%20for%20Determination%20of%20Materiality%20of%20Event.pdf">https://www.arvind.com/sites/default/files/field_policy_file/Policy%20for%20Determination%20of%20Materiality%20of%20Event.pdf</a>
			<a href="https://www.arvind.com/sites/default/files/field_policy_file/Policy%20for%20Determination%20of%20Materiality%20of%20Event.pdf">https://www.arvind.com/sites/default/files/field_policy_file/Policy%20for%20Determination%20of%20Materiality%20of%20Event.pdf</a>	<a href="https://www.arvind.com/sites/default/files/field_policy_file/Policy%20for%20Determination%20of%20Materiality%20of%20Event.pdf">https://www.arvind.com/sites/default/files/field_policy_file/Policy%20for%20Determination%20of%20Materiality%20of%20Event.pdf</a>	<a href="https://www.arvind.com/sites/default/files/field_policy_file/Policy%20for%20Determination%20of%20Materiality%20of%20Event.pdf">https://www.arvind.com/sites/default/files/field_policy_file/Policy%20for%20Determination%20of%20Materiality%20of%20Event.pdf</a>	<a href="https://www.arvind.com/sites/default/files/field_policy_file/Policy%20for%20Determination%20of%20Materiality%20of%20Event.pdf">https://www.arvind.com/sites/default/files/field_policy_file/Policy%20for%20Determination%20of%20Materiality%20of%20Event.pdf</a>	<a href="https://www.arvind.com/sites/default/files/field_policy_file/Policy%20for%20Determination%20of%20Materiality%20of%20Event.pdf">https://www.arvind.com/sites/default/files/field_policy_file/Policy%20for%20Determination%20of%20Materiality%20of%20Event.pdf</a>	<a href="https://www.arvind.com/sites/default/files/field_policy_file/Policy%20for%20Determination%20of%20Materiality%20of%20Event.pdf">https://www.arvind.com/sites/default/files/field_policy_file/Policy%20for%20Determination%20of%20Materiality%20of%20Event.pdf</a>	<a href="https://www.arvind.com/sites/default/files/field_policy_file/Policy%20for%20Determination%20of%20Materiality%20of%20Event.pdf">https://www.arvind.com/sites/default/files/field_policy_file/Policy%20for%20Determination%20of%20Materiality%20of%20Event.pdf</a>
			<a href="https://www.arvind.com/sites/default/files/field_policy_file/Policy%20for%20Determination%20of%20Materiality%20of%20Event.pdf">https://www.arvind.com/sites/default/files/field_policy_file/Policy%20for%20Determination%20of%20Materiality%20of%20Event.pdf</a>	<a href="https://www.arvind.com/sites/default/files/field_policy_file/Policy%20for%20Determination%20of%20Materiality%20of%20Event.pdf">https://www.arvind.com/sites/default/files/field_policy_file/Policy%20for%20Determination%20of%20Materiality%20of%20Event.pdf</a>	<a href="https://www.arvind.com/sites/default/files/field_policy_file/Policy%20for%20Determination%20of%20Materiality%20of%20Event.pdf">https://www.arvind.com/sites/default/files/field_policy_file/Policy%20for%20Determination%20of%20Materiality%20of%20Event.pdf</a>	<a href="https://www.arvind.com/sites/default/files/field_policy_file/Policy%20for%20Determination%20of%20Materiality%20of%20Event.pdf">https://www.arvind.com/sites/default/files/field_policy_file/Policy%20for%20Determination%20of%20Materiality%20of%20Event.pdf</a>	<a href="https://www.arvind.com/sites/default/files/field_policy_file/Policy%20for%20Determination%20of%20Materiality%20of%20Event.pdf">https://www.arvind.com/sites/default/files/field_policy_file/Policy%20for%20Determination%20of%20Materiality%20of%20Event.pdf</a>	<a href="https://www.arvind.com/sites/default/files/field_policy_file/Policy%20for%20Determination%20of%20Materiality%20of%20Event.pdf">https://www.arvind.com/sites/default/files/field_policy_file/Policy%20for%20Determination%20of%20Materiality%20of%20Event.pdf</a>	<a href="https://www.arvind.com/sites/default/files/field_policy_file/Policy%20for%20Determination%20of%20Materiality%20of%20Event.pdf">https://www.arvind.com/sites/default/files/field_policy_file/Policy%20for%20Determination%20of%20Materiality%20of%20Event.pdf</a>
			<a href="https://www.arvind.com/sites/default/files/field_policy_file/Policy%20for%20Determination%20of%20Materiality%20of%20Event.pdf">https://www.arvind.com/sites/default/files/field_policy_file/Policy%20for%20Determination%20of%20Materiality%20of%20Event.pdf</a>	<a href="https://www.arvind.com/sites/default/files/field_policy_file/Policy%20for%20Determination%20of%20Materiality%20of%20Event.pdf">https://www.arvind.com/sites/default/files/field_policy_file/Policy%20for%20Determination%20of%20Materiality%20of%20Event.pdf</a>	<a href="https://www.arvind.com/sites/default/files/field_policy_file/Policy%20for%20Determination%20of%20Materiality%20of%20Event.pdf">https://www.arvind.com/sites/default/files/field_policy_file/Policy%20for%20Determination%20of%20Materiality%20of%20Event.pdf</a>	<a href="https://www.arvind.com/sites/default/files/field_policy_file/Policy%20for%20Determination%20of%20Materiality%20of%20Event.pdf">https://www.arvind.com/sites/default/files/field_policy_file/Policy%20for%20Determination%20of%20Materiality%20of%20Event.pdf</a>	<a href="https://www.arvind.com/sites/default/files/field_policy_file/Policy%20for%20Determination%20of%20Materiality%20of%20Event.pdf">https://www.arvind.com/sites/default/files/field_policy_file/Policy%20for%20Determination%20of%20Materiality%20of%20Event.pdf</a>	<a href="https://www.arvind.com/sites/default/files/field_policy_file/Policy%20for%20Determination%20of%20Materiality%20of%20Event.pdf">https://www.arvind.com/sites/default/files/field_policy_file/Policy%20for%20Determination%20of%20Materiality%20of%20Event.pdf</a>	<a href="https://www.arvind.com/sites/default/files/field_policy_file/Policy%20for%20Determination%20of%20Materiality%20of%20Event.pdf">https://www.arvind.com/sites/default/files/field_policy_file/Policy%20for%20Determination%20of%20Materiality%20of%20Event.pdf</a>
			<a href="https://www.arvind.com/sites/default/files/field_policy_file/Policy%20for%20Determination%20of%20Materiality%20of%20Event.pdf">https://www.arvind.com/sites/default/files/field_policy_file/Policy%20for%20Determination%20of%20Materiality%20of%20Event.pdf</a>	<a href="https://www.arvind.com/sites/default/files/field_policy_file/Policy%20for%20Determination%20of%20Materiality%20of%20Event.pdf">https://www.arvind.com/sites/default/files/field_policy_file/Policy%20for%20Determination%20of%20Materiality%20of%20Event.pdf</a>	<a href="https://www.arvind.com/sites/default/files/field_policy_file/Policy%20for%20Determination%20of%20Materiality%20of%20Event.pdf">https://www.arvind.com/sites/default/files/field_policy_file/Policy%20for%20Determination%20of%20Materiality%20of%20Event.pdf</a>	<a href="https://www.arvind.com/sites/default/files/field_policy_file/Policy%20for%20Determination%20of%20Materiality%20of%20Event.pdf">https://www.arvind.com/sites/default/files/field_policy_file/Policy%20for%20Determination%20of%20Materiality%20of%20Event.pdf</a>	<a href="https://www.arvind.com/sites/default/files/field_policy_file/Policy%20for%20Determination%20of%20Materiality%20of%20Event.pdf">https://www.arvind.com/sites/default/files/field_policy_file/Policy%20for%20Determination%20of%20Materiality%20of%20Event.pdf</a>	<a href="https://www.arvind.com/sites/default/files/field_policy_file/Policy%20for%20Determination%20of%20Materiality%20of%20Event.pdf">https://www.arvind.com/sites/default/files/field_policy_file/Policy%20for%20Determination%20of%20Materiality%20of%20Event.pdf</a>	<a href="https://www.arvind.com/sites/default/files/field_policy_file/Policy%20for%20Determination%20of%20Materiality%20of%20Event.pdf">https://www.arvind.com/sites/default/files/field_policy_file/Policy%20for%20Determination%20of%20Materiality%20of%20Event.pdf</a>
			<a href="https://www.arvind.com/sites/default/files/field_policy_file/Policy%20for%20Determination%20of%20Materiality%20of%20Event.pdf">https://www.arvind.com/sites/default/files/field_policy_file/Policy%20for%20Determination%20of%20Materiality%20of%20Event.pdf</a>	<a href="https://www.arvind.com/sites/default/files/field_policy_file/Policy%20for%20Determination%20of%20Materiality%20of%20Event.pdf">https://www.arvind.com/sites/default/files/field_policy_file/Policy%20for%20Determination%20of%20Materiality%20of%20Event.pdf</a>	<a href="https://www.arvind.com/sites/default/files/field_policy_file/Policy%20for%20Determination%20of%20Materiality%20of%20Event.pdf">https://www.arvind.com/sites/default/files/field_policy_file/Policy%20for%20Determination%20of%20Materiality%20of%20Event.pdf</a>	<a href="https://www.arvind.com/sites/default/files/field_policy_file/Policy%20for%20Determination%20of%20Materiality%20of%20Event.pdf">https://www.arvind.com/sites/default/files/field_policy_file/Policy%20for%20Determination%20of%20Materiality%20of%20Event.pdf</a>	<a href="https://www.arvind.com/sites/default/files/field_policy_file/Policy%20for%20Determination%20of%20Materiality%20of%20Event.pdf">https://www.arvind.com/sites/default/files/field_policy_file/Policy%20for%20Determination%20of%20Materiality%20of%20Event.pdf</a>	<a href="https://www.arvind.com/sites/default/files/field_policy_file/Policy%20for%20Determination%20of%20Materiality%20of%20Event.pdf">https://www.arvind.com/sites/default/files/field_policy_file/Policy%20for%20Determination%20of%20Materiality%20of%20Event.pdf</a>	<a href="https://www.arvind.com/sites/default/files/field_policy_file/Policy%20for%20Determination%20of%20Materiality%20of%20Event.pdf">https://www.arvind.com/sites/default/files/field_policy_file/Policy%20for%20Determination%20of%20Materiality%20of%20Event.pdf</a>
			<a href="https://www.arvind.com/sites/default/files/field_policy_file/Policy%20for%20Determination%20of%20Materiality%20of%20Event.pdf">https://www.arvind.com/sites/default/files/field_policy_file/Policy%20for%20Determination%20of%20Materiality%20of%20Event.pdf</a>	<a href="https://www.arvind.com/sites/default/files/field_policy_file/Policy%20for%20Determination%20of%20Materiality%20of%20Event.pdf">https://www.arvind.com/sites/default/files/field_policy_file/Policy%20for%20Determination%20of%20Materiality%20of%20Event.pdf</a>	<a href="https://www.arvind.com/sites/default/files/field_policy_file/Policy%20for%20Determination%20of%20Materiality%20of%20Event.pdf">https://www.arvind.com/sites/default/files/field_policy_file/Policy%20for%20Determination%20of%20Materiality%20of%20Event.pdf</a>	<a href="https://www.arvind.com/sites/default/files/field_policy_file/Policy%20for%20Determination%20of%20Materiality%20of%20Event.pdf">https://www.arvind.com/sites/default/files/field_policy_file/Policy%20for%20Determination%20of%20Materiality%20of%20Event.pdf</a>	<a href="https://www.arvind.com/sites/default/files/field_policy_file/Policy%20for%20Determination%20of%20Materiality%20of%20Event.pdf">https://www.arvind.com/sites/default/files/field_policy_file/Policy%20for%20Determination%20of%20Materiality%20of%20Event.pdf</a>	<a href="https://www.arvind.com/sites/default/files/field_policy_file/Policy%20for%20Determination%20of%20Materiality%20of%20Event.pdf">https://www.arvind.com/sites/default/files/field_policy_file/Policy%20for%20Determination%20of%20Materiality%20of%20Event.pdf</a>	<a href="https://www.arvind.com/sites/default/files/field_policy_file/Policy%20for%20Determination%20of%20Materiality%20of%20Event.pdf">https://www.arvind.com/sites/default/files/field_policy_file/Policy%20for%20Determination%20of%20Materiality%20of%20Event.pdf</a>
			<a href="https://www.arvind.com/sites/default/files/field_policy_file/Policy%20for%20Determination%20of%20Materiality%20of%20Event.pdf">https://www.arvind.com/sites/default/files/field_policy_file/Policy%20for%20Determination%20of%20Materiality%20of%20Event.pdf</a>	<a href="https://www.arvind.com/sites/default/files/field_policy_file/Policy%20for%20Determination%20of%20Materiality%20of%20Event.pdf">https://www.arvind.com/sites/default/files/field_policy_file/Policy%20for%20Determination%20of%20Materiality%20of%20Event.pdf</a>	<a href="https://www.arvind.com/sites/default/files/field_policy_file/Policy%20for%20Determination%20of%20Materiality%20of%20Event.pdf">https://www.arvind.com/sites/default/files/field_policy_file/Policy%20for%20Determination%20of%20Materiality%20of%20Event.pdf</a>	<a href="https://www.arvind.com/sites/default/files/field_policy_file/Policy%20for%20Determination%20of%20Materiality%20of%20Event.pdf">https://www.arvind.com/sites/default/files/field_policy_file/Policy%20for%20Determination%20of%20Materiality%20of%20Event.pdf</a>	<a href="https://www.arvind.com/sites/default/files/field_policy_file/Policy%20for%20Determination%20of%20Materiality%20of%20Event.pdf">https://www.arvind.com/sites/default/files/field_policy_file/Policy%20for%20Determination%20of%20Materiality%20of%20Event.pdf</a>	<a href="https://www.arvind.com/sites/default/files/field_policy_file/Policy%20for%20Determination%20of%20Materiality%20of%20Event.pdf">https://www.arvind.com/sites/default/files/field_policy_file/Policy%20for%20Determination%20of%20Materiality%20of%20Event.pdf</a>	<a href="https://www.arvind.com/sites/default/files/field_policy_file/Policy%20for%20Determination%20of%20Materiality%20of%20Event.pdf">https://www.arvind.com/sites/default/files/field_policy_file/Policy%20for%20Determination%20of%20Materiality%20of%20Event.pdf</a>
			<a href="https://www.arvind.com/sites/default/files/field_policy_file/Policy%20for%20Determination%20of%20Materiality%20of%20Event.pdf">https://www.arvind.com/sites/default/files/field_policy_file/Policy%20for%20Determination%20of%20Materiality%20of%20Event.pdf</a>	<a href="https://www.arvind.com/sites/default/files/field_policy_file/Policy%20for%20Determination%20of%20Materiality%20of%20Event.pdf">https://www.arvind.com/sites/default/files/field_policy_file/Policy%20for%20Determination%20of%20Materiality%20of%20Event.pdf</a>	<a href="https://www.arvind.com/sites/default/files/field_policy_file/Policy%20for%20Determination%20of%20Materiality%20of%20Event.pdf">https://www.arvind.com/sites/default/files/field_policy_file/Policy%20for%20Determination%20of%20Materiality%20of%20Event.pdf</a>	<a href="https://www.arvind.com/sites/default/files/field_policy_file/Policy%20for%20Determination%20of%20Materiality%20of%20Event.pdf">https://www.arvind.com/sites/default/files/field_policy_file/Policy%20for%20Determination%20of%20Materiality%20of%20Event.pdf</a>	<a href="https://www.arvind.com/sites/default/files/field_policy_file/Policy%20for%20Determination%20of%20Materiality%20of%20Event.pdf">https://www.arvind.com/sites/default/files/field_policy_file/Policy%20for%20Determination%20of%20Materiality%20of%20Event.pdf</a>	<a href="https://www.arvind.com/sites/default/files/field_policy_file/Policy%20for%20Determination%20of%20Materiality%20of%20Event.pdf">https://www.arvind.com/sites/default/files/field_policy_file/Policy%20for%20Determination%20of%20Materiality%20of%20Event.pdf</a>	<a href="https://www.arvind.com/sites/default/files/field_policy_file/Policy%20for%20Determination%20of%20Materiality%20of%20Event.pdf">https://www.arvind.com/sites/default/files/field_policy_file/Policy%20for%20Determination%20of%20Materiality%20of%20Event.pdf</a>
			<a href="https://www.arvind.com/sites/default/files/field_policy_file/Policy%20for%20Determination%20of%20Materiality%20of%20Event.pdf">https://www.arvind.com/sites/default/files/field_policy_file/Policy%20for%20Determination%20of%20Materiality%20of%20Event.pdf</a>	<a href="https://www.arvind.com/sites/default/files/field_policy_file/Policy%20for%20Determination%20of%20Materiality%20of%20Event.pdf">https://www.arvind.com/sites/default/files/field_policy_file/Policy%20for%20Determination%20of%20Materiality%20of%20Event.pdf</a>	<a href="https://www.arvind.com/sites/default/files/field_policy_file/Policy%20for%20Determination%20of%20Materiality%20of%20Event.pdf">https://www.arvind.com/sites/default/files/field_policy_file/Policy%20for%20Determination%20of%20Materiality%20of%20Event.pdf</a>	<a href="https://www.arvind.com/sites/default/files/field_policy_file/Policy%20for%20Determination%20of%20Materiality%20of%20Event.pdf">https://www.arvind.com/sites/default/files/field_policy_file/Policy%20for%20Determination%20of%20Materiality%20of%20Event.pdf</a>	<a href="https://www.arvind.com/sites/default/files/field_policy_file/Policy%20for%20Determination%20of%20Materiality%20of%20Event.pdf">https://www.arvind.com/sites/default/files/field_policy_file/Policy%20for%20Determination%20of%20Materiality%20of%20Event.pdf</a>	<a href="https://www.arvind.com/sites/default/files/field_policy_file/Policy%20for%20Determination%20of%20Materiality%20of%20Event.pdf">https://www.arvind.com/sites/default/files/field_policy_file/Policy%20for%20Determination%20of%20Materiality%20of%20Event.pdf</a>	<a href="https://www.arvind.com/sites/default/files/field_policy_file/Policy%20for%20Determination%20of%20Materiality%20of%20Event.pdf">https://www.arvind.com/sites/default/files/field_policy_file/Policy%20for%20Determination%20of%20Materiality%20of%20Event.pdf</a>
			<a href="https://www.arvind.com/sites/default/files/field_policy_file/Policy%20for%20Determination%20of%20Materiality%20of%20Event.pdf">https://www.arvind.com/sites/default/files/field_policy_file/Policy%20for%20Determination%20of%20Materiality%20of%20Event.pdf</a>	<a href="https://www.arvind.com/sites/default/files/field_policy_file/Policy%20for%20Determination%20of%20Materiality%20of%20Event.pdf">https://www.arvind.com/sites/default/files/field_policy_file/Policy%20for%20Determination%20of%20Materiality%20of%20Event.pdf</a>	<a href="https://www.arvind.com/sites/default/files/field_policy_file/Policy%20for%20Determination%20of%20Materiality%20of%20Event.pdf">https://www.arvind.com/sites/default/files/field_policy_file/Policy%20for%20Determination%20of%20Materiality%20of%20Event.pdf</a>	<a href="https://www.arvind.com/sites/default/files/field_policy_file/Policy%20for%20Determination%20of%20Materiality%20of%20Event.pdf">https://www.arvind.com/sites/default/files/field_policy_file/Policy%20for%20Determination%20of%20Materiality%20of%20Event.pdf</a>	<a href="https://www.arvind.com/sites/default/files/field_policy_file/Policy%20for%20Determination%20of%20Materiality%20of%20Event.pdf">https://www.arvind.com/sites/default/files/field_policy_file/Policy%20for%20Determination%20of%20Materiality%20of%20Event.pdf</a>	<a href="https://www.arvind.com/sites/default/files/field_policy_file/Policy%20for%20Determination%20of%20Materiality%20of%20Event.pdf">https://www.arvind.com/sites/default/files/field_policy_file/Policy%20for%20Determination%20of%20Materiality%20of%20Event.pdf</a>	<a href="https://www.arvind.com/sites/default/files/field_policy_file/Policy%20for%20Determination%20of%20Materiality%20of%20Event.pdf">https://www.arvind.com/sites/default/files/field_policy_file/Policy%20for%20Determination%20of%20Materiality%20of%20Event.pdf</a>
			<a href="https://www.arvind.com/sites/default/files/field_policy_file/Policy%20for%20Determination%20of%20Materiality%20of%20Event.pdf">https://www.arvind.com/sites/default/files/field_policy_file/Policy%20for%20Determination%20of%20Materiality%20of%20Event.pdf</a>	<a href="https://www.arvind.com/sites/default/files/field_policy_file/Policy%20for%20Determination%20of%20Materiality%20of%20Event.pdf">https://www.arvind.com/sites/default/files/field_policy_file/Policy%20for%20Determination%20of%20Materiality%20of%20Event.pdf</a>	<a href="https://www.arvind.com/sites/default/files/field_policy_file/Policy%20for%20Determination%20of%20Materiality%20of%20Event.pdf">https://www.arvind.com/sites/default/files/field_policy_file/Policy%20for%20Determination%20of%20Materiality%20of%20Event.pdf</a>	<a href="https://www.arvind.com/sites/default/files/field_policy_file/Policy%20for%20Determination%20of%20Materiality%20of%20Event.pdf">https://www.arvind.com/sites/default/files/field_policy_file/Policy%20for%20Determination%20of%20Materiality%20of%20Event.pdf</a>	<a href="https://www.arvind.com/sites/default/files/field_policy_file/Policy%20for%20Determination%20of%20Materiality%20of%20Event.pdf">https://www.arvind.com/sites/default/files/field_policy_file/Policy%20for%20Determination%20of%20Materiality%20of%20Event.pdf</a>	<a href="https://www.arvind.com/sites/default/files/field_policy_file/Policy%20for%20Determination%20of%20Materiality%20of%20Event.pdf">https://www.arvind.com/sites/default/files/field_policy_file/Policy%20for%20Determination%20of%20Materiality%20of%20Event.pdf</a>	<a href="https://www.arvind.com/sites/default/files/field_policy_file/Policy%20for%20Determination%20of%20Materiality%20of%20Event.pdf">https://www.arvind.com/sites/default/files/field_policy_file/Policy%20for%20Determination%20of%20Materiality%20of%20Event.pdf</a>
			<a href="https://www.arvind.com/sites/default/files/field_policy_file/Policy%20for%20Determination%20of%20Materiality%20of%20Event.pdf">https://www.arvind.com/sites/default/files/field_policy_file/Policy%20for%20Determination%20of%20Materiality%20of%20Event.pdf</a>	<a href="https://www.arvind.com/sites/default/files/field_policy_file/Policy%20for%20Determination%20of%20Materiality%20of%20Event.pdf">https://www.arvind.com/sites/default/files/field_policy_file/Policy%20for%20Determination%20of%20Materiality%20of%20Event.pdf</a>	<a href="https://www.arvind.com/sites/default/files/field_policy_file/Policy%20for%20Determination%20of%20Materiality%20of%20Event.pdf">https://www.arvind.com/sites/default/files/field_policy_file/Policy%20for%20Determination%20of%20Materiality%20of%20Event.pdf</a>	<a href="https://www.arvind.com/sites/default/files/field_policy_file/Policy%20for%20Determination%20of%20Materiality%20of%20Event.pdf">https://www.arvind.com/sites/default/files/field_policy_file/Policy%20for%20Determination%20of%20Materiality%20of%20Event.pdf</a>	<a href="https://www.arvind.com/sites/default/files/field_policy_file/Policy%20for%20Determination%20of%20Materiality%20of%20Event.pdf">https://www.arvind.com/sites/default/files/field_policy_file/Policy%20for%20Determination%20of%20Materiality%20of%20Event.pdf</a>	<a href="https://www.arvind.com/sites/default/files/field_policy_file/Policy%20for%20Determination%20of%20Materiality%20of%20Event.pdf">https://www.arvind.com/sites/default/files/field_policy_file/Policy%20for%20Determination%20of%20Materiality%20of%20Event.pdf</a>	<a href="https://www.arvind.com/sites/default/files/field_policy_file/Policy%20for%20Determination%20of%20Materiality%20of%20Event.pdf">https://www.arvind.com/sites/default/files/field_policy_file/Policy%20for%20Determination%20of%20Materiality%20of%20Event.pdf</a>
			<a href="https://www.arvind.com/sites/default/files/field_policy_file/Policy%20for%20Determination%20of%20Materiality%20of%20Event.pdf">https://www.arvind.com/sites/default/files/field_policy_file/Policy%20for%20Determination%20of%20Materiality%20of%20Event.pdf</a>	<a href="https://www.arvind.com/sites/default/files/field_policy_file/Policy%20for%20Determination%20of%20Materiality%20of%20Event.pdf">https://www.arvind.com/sites/default/files/field_policy_file/Policy%20for%20Determination%20of%20Materiality%20of%20Event.pdf</a>	<a href="https://www.arvind.com/sites/default/files/field_policy_file/Policy%20for%20Determination%20of%20Materiality%20of%20Event.pdf">https://www.arvind.com/sites/default/files/field_policy_file/Policy%20for%20Determination%20of%20Materiality%20of%20Event.pdf</a>	<a href="https://www.arvind.com/sites/default/files/field_policy_file/Policy%20for%20Determination%20of%20Materiality%20of%20Event.pdf">https://www.arvind.com/sites/default/files/field_policy_file/Policy%20for%20Determination%20of%20Materiality%20of%20Event.pdf</a>	<a href="https://www.arvind.com/sites/default/files/field_policy_file/Policy%20for%20Determination%20of%20Materiality%20of%20Event.pdf">https://www.arvind.com/sites/default/files/field_policy_file/Policy%20for%20Determination%20of%20Materiality%20of%20Event.pdf</a>	<a href="https://www.arvind.com/sites/default/files/field_policy_file/Policy%20for%20Determination%20of%20Materiality%20of%20Event.pdf">https://www.arvind.com/sites/default/files/field_policy_file/Policy%20for%20Determination%20of%20Materiality%20of%20Event.pdf</a>	<a href="https://www.arvind.com/sites/default/files/field_policy_file/Policy%20for%20Determination%20of%20Materiality%20of%20Event.pdf">https://www.arvind.com/sites/default/files/field_policy_file/Policy%20for%20Determination%20of%20Materiality%20of%20Event.pdf</a>
			<a href="https://www.arvind.com/sites/default/files/field_policy_file/Policy%20for%20Determination%20of%20Materiality%20of%20Event.pdf">https://www.arvind.com/sites/default/files/field_policy_file/Policy%20for%20Determination%20of%20Materiality%20of%20Event.pdf</a>	<a href="https://www.arvind.com/sites/default/files/field_policy_file/Policy%20for%20Determination%20of%20Materiality%20of%20Event.pdf">https://www.arvind.com/sites/default/files/field_policy_file/Policy%20for%20Determination%20of%20Materiality%20of%20Event.pdf</a>	<a href="https://www.arvind.com/sites/default/files/field_policy_file/Policy%20for%20Determination%20of%20Materiality%20of%20Event.pdf">https://www.arvind.com/sites/default/files/field_policy_file/Policy%20for%20Determination%20of%20Materiality%20of%20Event.pdf</a>	<a href="https://www.arvind.com/sites/default/files/field_policy_file/Policy%20for%20Determination%20of%20Materiality%20of%20Event.pdf">https://www.arvind.com/sites/default/files/field_policy_file/Policy%20for%20Determination%20of%20Materiality%20of%20Event.pdf</a>	<a href="https://www.arvind.com/sites/default/files/field_policy_file/Policy%20for%20Determination%20of%20Materiality%20of%20Event.pdf">https://www.arvind.com/sites/default/files/field_policy_file/Policy%20for%20Determination%20of%20Materiality%20of%20Event.pdf</a>	<a href="https://www.arvind.com/sites/default/files/field_policy_file/Policy%20for%20Determination%20of%20Materiality%20of%20Event.pdf">https://www.arvind.com/sites/default/files/field_policy_file/Policy%20for%20Determination%20of%20Materiality%20of%20Event.pdf</a>	

Disclosure Questions	P 1	P 2	P 3	P 4	P 5	P 6	P 7	P 8	P 9
2. Whether the entity has translated the policy into procedures. (Yes / No)	Y	Y	Y	Y	Y	Y	Y	Y	Y
3. Do the enlisted policies extend to your value chain partners? (Yes/No)	Y	Y	Y	Y	Y	Y	Y	Y	Y
4. Name of the national and international codes/certifications/labels/ standards (e.g. Forest Stewardship Council, Fairtrade, Rainforest Alliance, Trustea) standards adopted by your entity and mapped to each principle.	SEBI (Listing Obligations and Disclosure Requirements) Regulations, 2015, SA 8000	GOTS, OCS, GRS, RCS, Oeko-Tex, ZDHC, ISO 14001, ISO 50001, ISO 45001:2018	GOTS, GRS, ZDHC, WRAP, SA 8000, Sedex, ISO 45001:2018	Better Cotton Initiative, Fair For Life	SA 8000, WRAP, Sedex, GRS, GOTS, Fair For Life, Better Cotton Initiative, Oeko-Tex,	ISO 14001, ZDHC, ROC, NOP/NPOP, ISO 50001, REACH, Levi's Screened Chemistry Framework	-	-	ISO 9001
5. Specific commitments, goals and targets set by the entity with defined timelines, if any.	Commitment: We commit that our conduct will be Ethical, Transparent and Accountable in accordance with our policies.	Target: By 2025, 50% of our sourced cotton will be sustainable in nature.	Target: 100% of chemicals will be compliant with ZDHC MRSL by 2025 Commitment: 100% of employees and workers will continue to be covered by health insurance	Target: 50% of sustainable cotton will be sourced from small and medium holder cotton farmers by 2025 Target: 100% of our facilities will use zero freshwater for manufacturing operations by 2025.	Target: 100% of our facilities will be compliant according to internationally recognised social standard by 2025.	Target: By 2025, 40% renewable energy will be used for business operations Commitment: We are committed to setting net-zero targets including long-term science based target.	Commitment: We commit that our engagement will be in a responsible manner and in accordance with Arvind's Code of Conduct.	Commitment: We commit to investing the CSR funds for the upliftment of people who are vulnerable and marginalised.	Commitment: We will educate all our customers on safe, responsible and proper disposal of products. We also commit to educating our customers to help them avoid misleading claims.
6. Performance of the entity against the specific commitments, goals and targets along-with reasons in case the same are not met.	-	87% of the cotton sourced in this FY was sustainable. We have achieved the target and will strive to increase or maintain this level.	An average 98% of the used chemicals in our manufacturing facility were complaint to ZDHC MRSL.	87% of the cotton sourced in this FY was sourced from small and medium holder farmers. 100% of our facility are using zero freshwater for manufacturing operations.	100% of our facilities are compliant.	43% of the energy currently used is renewable.	-	-	-



## Governance, leadership and oversight

7. Statement by director responsible for the business responsibility report, highlighting ESG related challenges, targets and achievements (listed entity has flexibility regarding the placement of this disclosure)

Refer to the 'Message from the Chairmen & Managing Director' on page 4 of the Annual Report.

8. Details of the highest authority responsible for implementation and oversight of the Business Responsibility policy (ies).	<p>Mr. Jayesh K. Shah Whole Time Director &amp; Group CFO DIN:00008349</p> <p>Mr. Punit S. Lalbhai Vice Chairman</p> <p>Mr. Abhishek Bansal Vice President - Corporate Sustainability</p>
9. Does the entity have a specified Committee of the Board/ Director responsible for decision making on sustainability related issues? (Yes / No). If yes, provide details.	<p>The ESG Committee is responsible for decision-making on sustainability related issues. The Executive Director, Whole-time Director, and Independent Director are members of the ESG Committee.</p> <p>As part of our Enterprise Risk Management framework, joint assessments are carried by the Vice President - Corporate Sustainability and the Head of Management Assurance. These joint assessments focus on the environmental and social issues, how these issues impact the continuity of the business and the way forward to deal with them. The details of these assessments are discussed in the ESG committee meetings for decision-making.</p>

10. Details of Review of NGRBCs by the Company:

Subject for Review	Indicate whether review was undertaken by Director/Committee of the board/ Any other Committee									Frequency (Annually/Half Yearly/ Quarterly/Any-other please specify)								
	P1	P2	P3	P4	P5	P6	P7	P8	P9	P1	P2	P3	P4	P5	P6	P7	P8	P9
Performance against above policies and follow-up action																		
Compliance with statutory requirements of relevance to the principles, and, rectification of any non-compliances																		

11. Has the entity carried out independent assessment / evaluation of the working of its policies by an external agency? (Yes/ No). If yes, provide name of the agency.

Yes, the assessment were conducted by various agencies. The name of some of them are: Control Union, Intertek, Leadership & Sustainability, UBS, etc. Apart from this our customers i.e. retail brands also assign third-party agencies to conduct assessment of our policies and procedures.

12. If answer to question (1) above is "No" i.e. not all Principles are covered by a policy, reasons to be stated: Not applicable as all 'yes' in question (1) above

Questions	P1	P2	P3	P4	P5	P6	P7	P8	P9
The entity does not consider the Principles material to its business (Yes/No)									
The entity is not at a stage where it is in a position to formulate and implement the policies on specified principles (Yes/No)									
The entity does not have the financial or/human and technical resources available for the task (Yes/No)									
It is planned to be done in the next financial year (Yes/No)									
Any other reason (please specify)									

## SECTION C: PRINCIPLE WISE PERFORMANCE DISCLOSURE

### PRINCIPLE 1: Businesses should conduct and govern themselves with integrity, and in a manner that is Ethical, Transparent and Accountable

At Arvind, our governance is built on the foundation of strong ethics, progressive policies and robust processes. Consistent high standards of transparency and accountability have helped us win shareholder trust and fulfil our responsibility towards the environment and our host communities.

#### Essential Indicators

1. Percentage coverage by training and awareness programmes on any of the Principles during the financial year:

Segment	Total number of training and awareness programmes held	Topics / principles covered under the training and its impact	% age of persons in respective category covered by the awareness programmes
Board of Directors	-	-	-
Key Managerial Personnel	-	-	-
Employees other than BoD and KMPs	71	The workforce was trained on various sub-topics related to Principle 5 such as elimination of unacceptable labour practices like child labour, skill development, POSHA, etc.	77%
Workers	78	The workforce was trained on various sub-topics related to Principle 2, Principle 3, Principle 5 and Principle 6. Some the topics include reuse, recycling, equal opportunities, non-discrimination, grievance redressal, elimination of unacceptable labour practices like child labour, skill development, POSHA, first aid, fire safety, usage of PPE, environment management systems, chemical handling & usage, code of conduct etc.	100%

2. Details of fines / penalties / punishment / award / compounding fees / settlement amount paid in proceedings (by the entity or by directors / KMPs) with regulators/law enforcement agencies/judicial institutions, in the financial year, in the following format (Note: the entity shall make disclosures on the basis of materiality as specified in Regulation 30 of SEBI (Listing Obligations and Disclosure Obligations) Regulations, 2015 and as disclosed on the entity's website):

	NGRBC Principle	Name of the regulatory / enforcement agencies / judicial institutions	Amount (In INR)	Brief of the Case	Has an appeal been preferred (Yes/No)
Penalty/Fine	-	-	0	-	-
Settlement	-	-	0	-	-
Compounding Fee	-	-	0	-	-

	NGRBC Principle	Name of the regulatory /enforcement agencies/ judicial institutions	Amount (In INR)	Brief of the Case	Has an appeal been preferred (Yes/No)
Imprisonment	-	-	0	-	-
Punishment	-	-	0	-	-



3. Of the instances disclosed in Question 2 above, details of the Appeal / Revision preferred in cases where monetary or non-monetary action has been appealed.

Case Details	Name of the regulatory / enforcement agencies / judicial institutions
-	-

4. Does the entity have an anti-corruption or anti-bribery policy? If yes, provide details in brief and if available, provide a web-link to the policy.

Yes, the anti-corruption and anti-bribery are part of the Code of Conduct and the ESG Policy of the organisation. The policies can be viewed at: <https://www.arvind.com/corporate-governance>

5. Number of Directors / KMPs / employees / workers against whom disciplinary action was taken by any law enforcement agency for the charges of bribery/corruption:

	FY 2023-24 (Current Financial Year)	FY 2022-23 (Previous Financial Year)
Directors	0	0
KMPs	0	0
Employees	0	0
Workers	0	0

6. Details of complaints with regard to conflict of interest:

	FY 2023-24 Current Financial Year		FY 2022-23 Previous Financial year	
	Number	Remarks	Number	Remarks
Number of complaints received in relation to issues of Conflict of Interest of Directors	0	<b>There are no complaints received in relation to the conflict of interest against Directors and KMPs in the current financial year.</b>	0	There are no complaints received in relation to the conflict of interest against Directors and KMPs in the previous financial year.
Number of complaints received in relation to issues of Conflict of Interest of the KMPs	0		0	

7. Provide details of any corrective action taken or underway on issues related to fines / penalties / action taken by regulators / law enforcement agencies / judicial institutions, on cases of corruption and conflicts of interest.

Not Applicable

8. Number of days of accounts payables ((Accounts payable \*365) / Cost of goods/services procured) in the following format:

	FY 2023-24 Current Financial Year	FY 2022-23 Previous Financial year
Number of days of account payables	134	96

## 9. Open-ness of business

Provide details of concentration of purchases and sales with trading houses, dealers, and related parties along-with loans and advances & investments, with related parties, in the following format:

Parameter	Metrics	FY 2023-24	FY 2022-23
Concentration of Purchased	Purchases from trading houses as % of total purchases	0%	0%
	Number of trading houses where purchases are made from	9	14
	Purchase from top 10 trading houses as % of total purchases from trading houses	100%	99%
Concentration of Sales	Sales to dealers / distributors as % of total sales	24%	17%
	Number of dealers / distributors to whom sales are made	2555	2081
	Sales to top 10 dealers / distributors as a % of total sales to dealers / distributors	32%	25%
Share of RPTs in	Purchase (Purchases with related parties / Total Purchase)	5%	4%
	Sales (Sales to related parties / total sales)	5%	4%
	Loans & Advances (Loans & Advances given to related parties / Total loans and advances)	99%	54%
	Investment (Investment in related parties / Total Investment made)	70%	67%

## Leadership Indicators

## 1. Awareness programmes conducted for value chain partners on any of the Principles during the financial year:

Currently, we do not have well-defined principle-wise training programmes for our value chain partners. However, we continuously engage with them through various mediums and have extended our company's responsible practices through our Supplier Code of Conduct which guides them on the broader topics of labour and human rights, EHS, business integrity, reporting of unethical practices, etc. The Supplier Code of Conduct can be accessed here: <https://www.arvind.com/corporate-governance>

Total number of awareness programmes held	Topics/Principle covered under the training	%age of value chain partners covered) by value of business done with such partners) under the awareness programmes
-	-	-

## 2. Does the entity have processes in place to avoid / manage conflict of interests involving members of the Board? (Yes/No) If yes, provide details of the same.

Yes, we have a Code of Conduct for Directors and Senior Management Personnel. Each Board Member or Senior Management Personnel should endeavour to avoid having his or her private interests interfere with (i) the interests of the Company or (ii) his or her ability to perform his or her duties and responsibilities objectively and effectively. Board Members and Senior Management Personnel should avoid receiving or permitting members of their immediate family to receive, improper personal benefits from the Company including loans from or guarantees of obligations by the Company. A Board Member should make a full disclosure to the entire Board of any transaction or relationship that such a Board Member reasonably expects could give rise to an actual conflict of interest with the Company and seek the Board's authorisation to pursue such transactions or relationships.

## PRINCIPLE 2: Businesses should provide goods and services in a manner that is sustainable and safe

Our sustainable sourcing approach, R&D efforts, product innovations, recycling initiatives and responsible waste disposal help us in ensuring product sustainability across the life cycle. This is in line with our commitment to the community and the environment.

### Essential Indicators

- Percentage of R&D and capital expenditure (capex) investments in specific technologies to improve the environmental and social impacts of product and processes to total R&D and capex investments made by the entity, respectively.

	Current Financial Year	Previous Financial Year	Details of improvements in environmental and social impacts
R&D	0%	75%	Arvind's R&D practice contributes to increased efficiency of operations and product sustainability, which creates a trickle-down effect along the value chain in terms of creating environmental and social impacts. However, we are yet to measure technology or innovation-wise environmental and social impacts.
CAPEX	20%	20%	

- Does the entity have procedures in place for sustainable sourcing? (Yes/No)  
We at Arvind, believe that sustainability when systematically embedded at source gets cascaded throughout the operations and the value chain. As mentioned earlier, sustainable sourcing is a material issue for us. For the same, we have integrated sustainable sourcing into our business.

Since cotton is our key raw material, we are actively engaging with around 75,000 farmers for capacity building and procurement of cotton through our nominated ginners. Apart from this, we are also sourcing yarns made out of recycled and alternate natural fibres.

The other major raw material that we source is Dyes & Chemicals. For that, we are opting for GOTS and ZDHC MRSL compliant chemicals in our manufacturing sites. We are also engaged with numerous multi-stakeholder institutions like Textile Exchange, Zero Discharge of Hazardous Chemicals, etc. to bolster our sustainable sourcing strategies.

- If yes, what percentage of inputs were sourced sustainably?  
55%
- Describe the processes in place to safely reclaim your products for reusing, recycling and disposing at the end of life, for (a) Plastics (including packaging) (b) E-waste (c) Hazardous waste and (d) other waste.

As part of our commitment to sustainability and environmental responsibility, Arvind Limited has implemented comprehensive processes to safely reclaim, reuse, recycle, and dispose of products at the end of their life cycle in which waste is collected and responsibly disposed in accordance with the regulatory norms defined by the State Pollution Control Board (SPCB) / Central Pollution Control Board (CPCB) for different waste categories,

#### a) Plastics (including packaging)

**Collection and Segregation:** Plastic waste is segregated before storing.

**Reuse:** Any plastic waste which can be re-used internally is firstly reused, if it can't be reused, it is sent to government approved recyclers for recycling.

#### b) E-waste

**Collection:** The e-waste is collected through the IT department, as they are responsible for managing all assets. When the IT assets are collected, all the data is wiped off before sending it for disposal or recycling.

**Authorized Disposal:** We responsibly dispose off our e-waste by selling it to certified e-waste management companies.

c) **Hazardous Waste**

**Identification and Segregation:** Our trained employees meticulously identify hazardous waste to ensure proper separation and collection.

**Safe Storage:** Hazardous waste is stored in designated areas following strict safety protocols like separate storage, covered sheds, etc.

**Certified Disposal:** The waste disposal follows strict government guidelines to minimize environmental impact.

d) **Other Waste**

**Waste Segregation:** In addition to the waste categories mentioned above, any other waste is also kept separately through comprehensive segregation of organic, inorganic, and non-hazardous waste.

**Organic Waste Management:** To maximize resource recovery, we convert our organic and food waste into clean energy by utilizing it in the biogas plant for biogas generation.

**Recycling Non-organic Waste:** To contribute to a circular economy, we sell recyclable materials like scrap metal, used oil etc. to facilities specializing in their reuse or recycling.

Arvind Limited continuously reviews and updates our waste management processes to incorporate best practices being followed by the industry. We also conduct training and awareness session to ensure proper waste management.

4. Whether Extended Producer Responsibility (EPR) is applicable to the entity's activities (Yes / No). If yes, whether the waste collection plan is in line with the Extended Producer Responsibility (EPR) plan submitted to Pollution Control Boards? If not, provide steps taken to address the same.

We comply with the applicable norms.

**Leadership Indicators**

1. Has the entity conducted Life Cycle Perspective / Assessments (LCA) for any of its products (for manufacturing industry) or for its services (for service industry)? If yes, provide details in the following format?

NIC Code	Name of Product / Service	% of total Turnover contributed	Boundary for which the Life Cycle Perspective / Assessment was conducted	Whether conducted by independent external agency (Yes/No)	Results communicated in public domain (Yes/No) If yes, provide web link
13131	Fabric	18%	LCA conducted for Denim Fabric with the system boundary of Cradle to Gate	Yes	No
-	Cotton	It is a key raw material since it is used in majority of the textile fabrics we manufacture.	Cradle to Gate i.e. from cultivation of cotton until farm gate	Yes	Yes <a href="https://link.springer.com/chapter/10.1007/978-3-319-66981-6_8">https://link.springer.com/chapter/10.1007/978-3-319-66981-6_8</a>

2. If there are any significant social or environmental concerns and/or risks arising from production or disposal of your products / services, as identified in the Life Cycle Perspective / Assessments (LCA) or through any other means, briefly describe the same along with action taken to mitigate the same.

Name of Product / Service	Description of the risk / concern	Action Taken
Denim Fabric	No significant environmental concerns were identified. However it was identified that Electricity and Steam are the major contributors of the environmental impact.	Increased the use of renewable energy sources for steam generation.  Increased our sourcing of electricity from renewable sources.  Switched to consuming recycled water instead of ground water for the manufacturing processes.
Cotton	Cultivation of cotton using conventional practices has more environmental impact in comparison to cotton cultivated through Organic or Better Cotton practices.	Increased our engagement with farmers to build their capacity on Organic and Better Cotton practices.  Increased the sourcing of sustainable cotton.

3. Percentage of recycled or reused input material to total material (by value) used in production (for manufacturing industry) or providing services (for service industry).

Indicate Input Material	Recycled or re-used input material to total material	
	FY 2023-24 Current Financial Year	FY 2022-23 Previous Financial Year
Recycled or Reused Material	3%	2%

4. Of the products and packaging reclaimed at end of life of products, amount (in metric tonnes) reused, recycled, and safely disposed, as per the following format:

	FY 2023-24 Current Financial Year			FY 2022-23 Previous Financial Year		
	Re-Used	Recycled	Safely Disposed	Re-used	Recycled	Safely Disposed
Plastics (including Packaging) <sup>1</sup>	0	783.3	0	0	547.7	0
E-Waste <sup>1</sup>	0	5.8	0	0	3.3	0
Hazardous Waste <sup>2</sup>	0	883.8	7366	0	723.4	5533.6
Other Waste <sup>3</sup>	18837.0		0	21610.1		0

1: Plastic & E-waste are collected by authorised collectors for safe recycling.

2: Hazardous waste is safely disposed of by the authorised collectors.

3: Other waste, which constitutes hard, soft and chindi waste that results from various production activities as well as metal, rubber, paper and glass waste. All these waste are majorly recycled only some part of it is reused.

5. Reclaimed products and their packaging materials (as percentage of products sold) for each product category.

Indicate product category	Reclaimed products and their packaging materials as % of total products sold in respective category
-	-



### PRINCIPLE 3: Businesses should respect and promote the well-being of all employees, including those in their value chains

At Arvind, we empower our employees by providing a happy workspace, friendly policies, learning opportunities and growth options, thereby creating an environment where they can achieve their personal and professional goals.

#### Essential Indicators

1. a. Details of measures for the well-being of employees:

	% of employees covered by										
Category Category	Total (A)	Health insurance		Accident insurance		Maternity benefits		Paternity benefits		Day Care facilities	
		Number (B)	% (B / A)	Number (C)	% (C / A)	Number (D)	% (D / A)	Number (E)	% (E / A)	Number (F)	% (F / A)
Permanent employees											
Male	2,462	2,462	100%	2,462	100%	0	0%	2,462	100%	325	%
Female	265	265	100%	265	100%	265	100%	0	0%	84	%
Total	2,727	2,727	100%	2,727	100%	265	10%	2,462	90%	409	%
Other than Permanent employees											
Male	0	0	0%	0	0%	0	0%	0	0%	0	0%
Female	0	0	0%	0	0%	0	0%	0	0%	0	0%
Total	0	0	0%	0	0%	0	0%	0	0%	0	0%

- b. Details of measures for the well-being of workers:

	% of employees covered by										
Category Category	Total (A)	Health insurance		Accident insurance		Maternity benefits		Paternity benefits		Day Care facilities	
		Number (B)	% (B / A)	Number (C)	% (C / A)	Number (D)	% (D / A)	Number (E)	% (E / A)	Number (F)	% (F / A)
Permanent employees											
Male	13,117	13,117	100%	13,117	100%	0	0%	13,117	100%	0	0%
Female	8,755	8,755	100%	8,755	100%	8,755	100%	0	0%	8,751	100%
Total	21,872	21,872	100%	21,872	100%	8,755	40%	13,117	60%	8,751	100%
Other than Permanent employees											
Male	6,728	6,149	91%	6,716	100%	0	0%	28	0%	0	0%
Female	61	55	90%	58	95%	48	79%	0	0%	45	74%
Total	6,789	6,204	91%	6,774	100%	48	1%	28	0%	45	1%

- c. Spending on measures towards well-being of employees and workers (including permanent and other than permanent) in the following format:

	<b>FY 2023-24</b> <b>Current Financial year</b>	<b>FY 2022-23</b> <b>Previous Financial Year</b>
Cost incurred on wellbeing measures as a % of total revenue of the company	<b>0.1%</b>	Not Available

Note: Only insurance expenses are included in this.



2. Details of retirement benefits, for Current FY and Previous Financial Year:

	FY 2023-24 Current Financial year			FY 2022-23 Previous Financial year		
	No. of employees covered as a % of total employees	No. of workers covered as a % of total workers	Deducted and deposited with the authority (Y/N/N.A.)	No. of employees covered as a % of total employees	No of workers covered as a % of total workers	Deducted and deposited with the authority (Y/N/N.A.)
PF	100%	100%	Yes	100.00	100%	Yes
Gratuity	100%	100%	Yes	100.00	100%	Yes
ESI <sup>1</sup>	4%	100%	Yes	4%	100%	Yes
Others – please specify						

1: All the employees and workers who are eligible for ESIC are covered.

3. Accessibility of workplaces

Are the premises / offices of the entity accessible to differently abled employees and workers, as per the requirements of the Rights of Persons with Disabilities Act, 2016? If not, whether any step is being taken by the entity in this regard.

Presently, we are compliant for certain disabilities. For all our new projects, the blueprints will be subjected to an assessment by the relevant authority and it will be compliant according to the Act.

4. Does the entity have an equal opportunity policy as per the Rights of Persons with Disabilities Act, 2016? If so, provide a web-link to the policy.

Arvind ensures that the employees are treated fairly and with equality, regardless of their race, sex, or disability. All the employees have equal chance to apply for any internal job postings or promotions, and training opportunities at the workplace. For details refer to our opportunity & non-discrimination policy available at <https://www.arvind.com/our-people>.

5. Return to work and retention rates of permanent employees and workers that took parental leave.

Gender	Permanent Employees		Permanent Workers	
	Return to work rate	Retention rate	Return to work rate	Retention rate
Male	0	0	0	0
Female	0	90	6.25	0
Total	0	90	6.25	0

Note: All the employees that took parental leave returned to work.

6. Is there a mechanism available to receive and redress grievances for the following categories of employees and workers? If yes, give details of the mechanism in brief.

	Yes/No (If yes, then give details of the mechanism in brief)
Permanent workers	Yes, we have a grievance website and also boxes are installed in the premises. For more details, refer to Transparency and Disclosures Compliances section of Business Responsibility and Sustainability Report.
Other than permanent workers	
Permanent employees	
Other than permanent employees	

## 7. Membership of employees and worker in association(s) or Unions recognised by the listed entity:

Category	FY 2023-24 (Current Financial Year)			FY 2022-23 (Previous Financial Year)		
	Total employees/ workers in the respective category (A)	No. of employees / workers in the respective category, who are part of the association(s) or Union (B)	% (B / A)	Total employees/ workers in the respective category (C)	No. of employees / workers in the respective category, who are part of the association(s) or Union (D)	% (D / C)
Total Permanent Employees						
Male	2,462	0	0%	2,291	0	0%
Female	265	0	0%	200	0	0%
Total Permanent Workers						
Male	13,117	3,324	25%	6,393	3,473	46%
Female	8,755	59	1%	8,148	60	1%

Note: Employees are not part of any association or union, the given figures are for workers only.

## 8. Details of training given to employees and workers:

Category	FY 2023-24 Current Financial Year					FY 2022-23 Previous Financial Year				
	Total (A)	On health and safety measures		On skill upgradation		Total (D)	On health and safety measures		On skill upgradation	
		No. (B)	% (B/A)	No. (C)	% (C/A)		No. (E)	% (E/D)	No. (F)	% (F/D)
<b>Employees</b>										
Male	2,462	0	0%	326	9%	2,291	173	8%	282	12%
Female	265	0	0%	38	14%	200	23	12%	35	18%
Total	2,727	0	0%	364	13%	2,491	196	8%	317	13%
<b>Workers</b>										
Male	13,117	4,629	35%	1,825	14%	6,393	3,603	56%	1,376	22%
Female	8,755	6,616	76%	3,927	45%	8,148	6,941	85%	3,824	47%
Total	21,872	11,245	51%	5,752	26%	14,541	10,544	73%	5,200	36%

## 9. Details of performance and career development reviews of employees and workers:

Category	FY 2023-24 Current Financial Year			FY 2022-23 Previous Financial Year		
	Total (A)	No. (B)	% (B / A)	Total (C)	No. (D)	% (D / C)
<b>Employees</b>						
Male	2,462	2,203	89%	2,291	2,050	89%
Female	265	209	79%	200	157	79%
Total	2,727	2,412	88%	2,491	2,207	89%
<b>Workers</b>						
Male	13,117	12,596	96%	6,393	6,066	95%
Female	8,755	8,755	100%	8,148	6,915	85%
Total	21,872	21,351	98%	14,541	12,981	89%

Note: As per the policy, employees who have joined on or before 30<sup>th</sup> September of the financial year are considered for review.

10. Health and safety management system:

- a. Whether an occupational health and safety management system has been implemented by the entity? (Yes/No). If yes, the coverage of such system?

Yes, Arvind has group-wide Safety, Health & Environment (SHE) policy which endeavours to create safe and healthy working environment at all our facilities.

- b. What are the processes used to identify work-related hazards and assess risks on a routine and non-routine basis by the entity?

We follow the Hazard Identification and Risk Assessment (HIRA) framework for identifying work-related hazards and risk assessment. This framework helps us in carrying out systematic identification of potential risks, evaluate existing safeguards available to control these risks and develop additional control measures to reduce the risk to acceptable level.

- c. Whether you have processes for workers to report the work related hazards and to remove themselves from such risks. (Y/N)

Yes, we have a process in place and it is included in the Occupational Health and Safety Procedures Manual. Additionally, we conduct trainings, mock drills, safety talks and seminars for raising awareness of the workers.

- d. Do the employees/workers of the entity have access to non-occupational medical and healthcare services? **(Yes/ No)**

The workers and employees are covered for health and accidental insurance. Additionally, we also have 24 hours availability of ambulance and basic paramedical services within our operations premises.

11. Details of safety related incidents, in the following format:

Safety Incident/Number	Category	FY 2023-24 Current Financial Year	FY 2022-23 Previous Financial Year
Lost Time Injury Frequency Rate (LTIFR) (per one million-person hours worked)	Employees	0	0
	Workers	0.00	2.64
Total recordable work-related injuries	Employees	0	0
	Workers	210	165
No. of fatalities	Employees	0	0
	Workers	1	0
High consequence work-related injury or ill-health (excluding fatalities)	Employees	0	0
	Workers	0	0

12. Describe the measures taken by the entity to ensure a safe and healthy work place.

As per our policies, safety of individuals overrides all production targets. We believe that occupational illness as well as safety and environmental incidents are preventable. Our facilities undergo audits both internal and external to ensure a safe and healthy work place.

As part of our health and safety initiatives, we have put in place various measures in our facilities, a few of which are listed below:

- To reduce the exposure to industry prevalent, irreversible but notifiable diseases like byssinosis and hearing loss, we have put adequate precautions like periodic health check-ups and preventive measures like lubrication of machinery, putting false ceiling in our operational sites, provision of ear muffs & PPEs etc.
- To reduce the exposure to fire-related hazards, we have placed pressurised fire protection and related systems at strategic locations to deal with any fire-related incidents.

We ensure that regular trainings, mock drills, safety talks and seminars are delivered to our employees and workers to raise their awareness on emergency safety management topics.

13. Number of complaints on the following made by employees and workers:

	FY 2023-24 (Current Financial Year)			FY 2022-23 Previous Financial Year)		
	Filed during the year	Pending resolution at the end of year	Remarks	Filed during the year	Pending resolution at the end of year	Remarks
Working Conditions	6	0	0	5	0	0
Health & Safety	0	0	0	0	0	0

14. Assessments for the year:

	% of your plants and offices that were assessed (by entity or statutory authorities or third parties)
Health and safety practices	100%
Working conditions	100%

15. Provide details of any corrective action taken or underway to address safety-related incidents (if any) and on significant risks / concerns arising from assessments of health & safety practices and working conditions.

No significant risks or concerns were highlighted in the assessment.

#### Leadership Indicators

1. Does the entity extend any life insurance or any compensatory package in the event of death of (A) Employees (Y/N) (B) Workers (Y/N)?

Yes, we provide wide range of benefits like term life insurance, EDLI, death benefit voluntary contribution, and COVID care programme (in case of death of individual due to COVID)

2. Provide the measures undertaken by the entity to ensure that statutory dues have been deducted and deposited by the value chain partners.

We ensure that all statutory dues have been deducted and deposited by our value chain partners in accordance with applicable laws and regulations. The internal audit and tax team overlooks the entire process. We have mentioned this as part of our Supplier Code of Conduct and all suppliers need to abide by it. Link to our Supplier Code of Conduct (<https://www.arvind.com/corporate-governance>)

3. Provide the number of employees / workers having suffered high consequence work- related injury / ill-health / fatalities (as reported in Q11 of Essential Indicators above), who have been rehabilitated and placed in suitable employment or whose family members have been placed in suitable employment:

	Total no. of affected employees/ workers		No. of employees/workers that have been rehabilitated and placed in suitable employment or whose family members have been placed in suitable employment	
	FY 2023-24 (Current Financial Year)	FY 2022-23 (Previous Financial Year)	FY 2023-24 (Current Financial Year)	FY 2022-23 (Previous Financial Year)
Employees	0	0	0	0
Workers	1	0	0	0

4. Does the entity provide transition assistance programmes to facilitate continued employability and the management of career endings resulting from retirement or termination of employment? (Yes/No)

Yes.





5. Details on assessment of value chain partners:

	<b>% of value chain partners (by value of business done with such partners) that were assessed</b>
Health and safety practices	Our employees conduct visits of the suppliers from time to time. However, we have not conducted any assessment directly.
Working conditions	
	As mentioned in our Supplier Code of Conduct, we expect our value chain partners to strictly adhere to health, safety, labour and human rights protocols. The compliance of the same is demonstrated through various national and international standards certification held by the suppliers like GOTS, ZDHC, OCS, ISO 45001, SA 8000, Fairtrade, etc.

6. Provide details of any corrective actions taken or underway to address significant risks / concerns arising from assessments of health and safety practices and working conditions of value chain partners.

Not Applicable

#### PRINCIPLE 4: Businesses should respect the interests of and be responsive to all its stakeholders

We share a relationship based on mutual trust and consistent engagement with our internal and external stakeholders. Our comprehensive engagement mechanism enables us to understand their expectations and accordingly streamline our policies, processes and products.

##### Essential Indicators

1. Describe the processes for identifying key stakeholder groups of the entity.

For our diverse stakeholders with varied interests across the capitals, it is inherently important for us to understand their expectations and integrate those into our business strategy. For this purpose, we collaborated with Ernst & Young LLP for a structured identification of the stakeholder groups. The findings were based on various parameters that impact the sustainability of business such as dependency, responsibility, tension and influence.

2. List stakeholder groups identified as key for your entity and the frequency of engagement with each stakeholder group.

<b>Stakeholder group</b>	<b>Whether identified as vulnerable and marginalised group (Yes/No)</b>	<b>Channels of communication (email; SMS; newspaper; pamphlets; advertisement; community meetings; notice board; website); other</b>	<b>Frequency of engagement (annually / half yearly / quarterly / other - please specify)</b>	<b>Purpose and scope of engagement including key topics and concerns raised during such engagement</b>
Customers	No	One to one with key customers, through virtual meets, B2B portals and during customer visits to our manufacturing sites.	Continuous engagement throughout the year	We intend to develop a sustained and long-term relationship with our customers.  We engage with them to better understand their expectations, sustainability needs and act on fulfilling those with our offerings.
Investors	No	Public disclosures like annual reports, Quarterly quarterly financial performances on websites, newspapers and published accounts.  In-depth discussions during analyst meets & investor presentations.		Understand their concerns and expectations, and also their perceptions about sustainability & ESG risks.
Employees and Workers	No	Internal training programmes, structured interactive appraisal process, reward & recognition programmes.	As per planned activities	It helps to share organisation's vision, goals, and expectations. It also enables us to better understand employees' career ambitions, job satisfaction, and development perspectives.

Stakeholder group	Whether identified as vulnerable and marginalised group (Yes/No)	Channels of communication (email; SMS; newspaper; pamphlets; advertisement; community meetings; notice board; website); other	Frequency of engagement (annually / half yearly / quarterly / other - please specify)	Purpose and scope of engagement including key topics and concerns raised during such engagement
Local Community	No	Activities by institutions promoted or partnered by us e.g., NLRDP and SHARDA Trust.  Also through Industrial Relations department.	As per planned activities	Building sustainable cohesive community relations and positively impacting the quality of life of the local community.
Media	No	Media interaction is carried out through announcements, events, visits, conferences, etc.	As per planned activities & requirements	We communicate key developments, milestone events, and our growth perspective. It also enables us to build larger outreach and better narrative for key initiatives.
Government agencies	No	By participation in industry forums, submission of compliance documents and meetings.	As required for compliance and as per available opportunities.	We consider this as an opportunity to understand the changing compliance and regulatory landscape, and discuss on opportunities to collaborate on pressing issues.
Suppliers	No	Our procurement and sourcing team interacts with the suppliers on a periodic basis. Likewise, we also engage with them during training programmes and workshops.	As per planned activities and business requirements.	It enables us to understand mutual expectations and needs, especially with regard to quality, cost, timely delivery, growth plans and sharing of best practices.

### Leadership Indicators

- Provide the processes for consultation between stakeholders and the Board on economic, environmental, and social topics or if consultation is delegated, how is feedback from such consultations provided to the Board.  
  
The consultation between the stakeholders and the Board is internalised in the management process by delegating this process. The Board of Directors at Arvind has constituted various Board Committees – Stakeholder's Relationship Committee; Environmental, Social and Governance Committee, etc. Meetings of these Committees are convened by the respective Committee Chairman/ Company Secretary. The various Board Committees receive their inputs based on interactions between the stakeholders and our various departments. These departments engage with the stakeholders as mentioned in Question 2 of Principle 4. The feedback of these discussions is provided to the Board by placing the meeting minutes of these Committees before the Directors for their perusal and noting.
- Whether stakeholder consultation is used to support the identification and management of environmental, and social topics (Yes / No). If so, provide details of instances as to how the inputs received from stakeholders on these topics were incorporated into policies and activities of the entity.  
  
Yes, the environmental and social topics identification was done in tandem with the stakeholder identification carried out as mentioned in Question 1 of Principle 4. During this assessment, key material issues were identified by us. For managing these issues, we have incorporated various policies & procedures, and implemented various initiatives.
- Provide details of instances of engagement with, and actions taken to; address the concerns of vulnerable / marginalised stakeholder groups.  
  
NA



## PRINCIPLE 5: Businesses should respect and promote human rights

Upholding the principles of Human Rights, in letter and in spirit, forms the bedrock of our organisation. We are an equal opportunity employer and strictly adhere to the policy of non-discrimination.

### Essential Indicators

1. Employees and workers who have been provided training on human rights issues and policy(ies) of the entity, in the following format:

Category	FY 2023-24 Current Financial Year			FY 2022-23 Previous Financial Year		
	Total (A)	No. employees workers covered (B)	% (B / A)	Total (C)	No. employees workers covered (D)	% (D / C)
Employees						
Permanent	2727	1797	66%	2491	775	31%
Other permanent	0	0	0%	0	0	0%
Total Employees	2727	1797	66%	2491	775	31%
Workers						
Permanent	21872	11865	54%	14541	8707	60%
Other permanent	6789	2887	43%	8041	3127	39%
Total Workers	28661	14,752	51%	22582	11834	52%

2. Details of minimum wages paid to employees and workers, in the following format:

Category	FY 2023-24 Current Financial Year					FY 2022-23 Previous Financial Year				
	Total (A)	Equal to Minimum Wage		More than Minimum Wage		Total (D)	Equal to Minimum Wage		More than Minimum Wage	
		No. (B)	% (B / A)	No. (C)	% (C / A)		No. (E)	% (E / D)	No. (F)	% (F / D)
Employees										
Permanent										
Male	2,462	0	0%	2,462	100%	2291	0	0%	2291	100%
Female	265	0	0%	265	100%	200	0	0%	200	100%
Other than Permanent										
Male	0	0	0%	0	0%	0	0	0%	0	0%
Female	0	0	0%	0	0%	0	0	0%	0	0%
Workers										
Permanent										
Male	13117	5771	44%	7346	56%	6393	1039	16%	5354	84%
Female	8755	3064	35%	5691	65%	8148	4510	55%	3638	45%
Other than Permanent										
Male	6728	2069	31%	4659	69%	7942	2163	27%	5779	73%
Female	61	52	85%	9	15%	99	95	96%	4	4%

## 3. Details of remuneration/salary/wages, in the following format:

## a. Median remuneration / wages:

	Male		Female	
	Number	Median remuneration / salary / wages of respective category	Number	Median remuneration / salary / wages of respective category
Board of Directors (BoD)	8	131666	1	75833
Key Managerial Personnel (KMP)	7	43,44,035	0	0
Employees other than BoD and KMP	2,451	37,650	264	26,034
Workers	13,117	9,795	8,755	11,356

\*Note: All median salaries mentioned above are on monthly basis. The number of KMP is 7, as Mr. Krunal Bhatt joined in February 2024, before that Mr. R.V. Bhimani was the Company Secretary

## b. Gross wages paid to females as a % of total wages paid by the entity, in the following format

	FY 2023-24 Current Financial year	FY 2022-23 Previous Financial Year
Gross wages paid to females as % of total wages	41%	NA

4. Do you have a focal point (Individual/ Committee) responsible for addressing human rights impacts or issues caused or contributed to by the business? **(Yes/No)**

Yes

## 5. Describe the internal mechanisms in place to redress grievances related to human rights issues.

Grievances related to Human rights impacts or issues at Arvind are addressed via the Whistle Blower Committee and/or the Internal Grievance Redressal Body depending upon the nature of the matter. Any such grievance can be posted through Arvind's Ethics Helpline portal - (<https://www.arvind.ethicshelpline.in/portal/en/home>)

## 6. Number of complaints on the following made by employees and workers:

	FY 2023-24 Current Financial Year			FY 2022-23 Previous Financial Year		
	Filed during the year	Pending resolution at the end of year	Remarks	Filed during the year	Pending resolution at the end of year	Remarks
Sexual harassment	0	0	-	3	0	-
Discrimination at workplace	0	0	-	0	0	-
Child labour	0	0	-	0	0	-
Forced labour/Involuntary labour	0	0	-	0	0	-
Wages	2	0	-	0	0	-

7. Complaints filed under the Sexual Harassment of Women at Workplace (Prevention, Prohibition and Redressal) Act, 2013 in the following format

	<b>FY 2023-24 Current Financial year</b>	<b>FY 2022-23 Previous Financial Year</b>
Total Complaints reported under Sexual Harassment of Women at Workplace (Prevention, Prohibition and Redressal) Act, 2013 (POSH)	<b>0</b>	3
Complaints on POSH as a % of female employees / workers	<b>0%</b>	0%
Complaints on POSH upheld	<b>0</b>	0

8. Mechanisms to prevent adverse consequences to the complainant in discrimination and harassment cases.  
For handling the complaints of discrimination, harassment or any other complaint under the scope of the Whistle Blower and POSH Policies, the identification of the complainant is kept confidential. Further every internal and external stakeholder has set obligations to follow, to prevent the adverse consequences to the complainant by adhering to the following mechanism (for more details refer to the Whistle Blower and POSH policies:

- Ensure that the complainant is not victimised for doing so, and is adequately protected against any such incident.
- Treat victimisation as a serious matter including initiating disciplinary action on such person/(s) that subjects or threatens to subject the other person to any detriment.
- Ensure complete confidentiality by,
  - Maintaining complete confidentiality / secrecy of the matter
  - Not discussing the matter in any informal / social gatherings / meetings
  - Discussing only to the extent or with the persons required for the purpose of completing the process and investigations
  - Not keeping the papers unattended anywhere at any time
  - Keeping the electronic mails / files under password

9. Do human rights requirements form part of your business agreements and contracts? (Yes/No)  
Yes

10. Assessments for the year:

	<b>% of your plants and offices that were assessed (by entity or statutory authorities or third parties)</b>
Child labour	100%
Forced/involuntary labour	100%
Sexual harassment	100%
Discrimination at workplace	100%
Wages	100%
Others	100%

11. Provide details of any corrective actions taken or underway to address significant risks / concerns arising from the assessments at Question 10 above.

No such significant risk has been identified during the assessment.



### Leadership Indicators

1. Details of a business process being modified / introduced as a result of addressing human rights grievances / complaints.  
Not applicable as no such modifications has been introduced in the current reporting year.

2. Details of the scope and coverage of any human rights due-diligence conducted.

At Arvind, we believe that it is of utmost importance to undertake our business with honesty and integrity while ensuring a safe and conducive work environment for everyone, free of discrimination and harassment. We are committed to uphold and respect human rights across all our operations and businesses, and are guided by the fundamental principles of human rights, such as those enumerated in the United Nations Universal Declaration of Human Rights and the International Labour Organisation's Declaration on Fundamental Principles and Rights at Work ('ILO Declaration'). Our commitment towards these fundamental principles is reflected in our Code of Conduct and actions towards our employees, suppliers, clients and communities.

Furthermore, we are also complaint according to various national and international certifications like SA 8000, WRAP (Worldwide Responsible Apparel Production), SEDEX, ISO 45001, etc., for better and safe work practices across all our facilities.

3. Is the premise/office of the entity accessible to differently abled visitors, as per the requirements of the Rights of Persons with Disabilities Act, 2016?

Presently, we are compliant for certain disabilities. For all our new projects, the blueprints will be subjected to an audit by the relevant authority and it will be compliant according to the act.

4. Details on assessment of value chain partners:

	% of value chain partners (by value of business done with such partners) that were assessed
Sexual Harassment	-
Discrimination at workplace	-
Child Labour	-
Forced Labour / Involuntary Labour	-
Wages	-
Others - please specify	-

No assessment was conducted.

5. Provide details of any corrective actions taken or underway to address significant risks / concerns arising from the assessments at Question 4 above.

No assessment was conducted.

## PRINCIPLE 6: Businesses should respect and make efforts to protect and restore the environment

We understand that clean air, fresh water and rich biodiversity are critical for the existence of life on planet earth. By improving energy efficiency, increasing renewables in the energy mix, minimising waste and maximising water recycling, we are helping reduce the burden on the environment.

### Essential Indicators

- Details of total energy consumption (in Joules or multiples) and energy intensity, in the following format:

Parameter	FY 2023-24 (Current Financial Year)	FY 2022-23 (Previous Financial Year)
<b>From renewable sources</b>		
Total electricity consumption (A)	363.05 TJ	170.94 TJ
Total fuel consumption (B)	3864.84 TJ	1155.32 TJ
Energy consumption through other sources (C)	0 TJ	0 TJ
<b>Total energy consumed from renewable sources (A+B+C)</b>	<b>4227.89 TJ</b>	<b>1326.27 TJ</b>
<b>From non-renewable sources</b>		
Total electricity consumption (D)	1238.8 TJ	1206.51 TJ
Total fuel consumption (E)	4304.5 TJ	3824.62 TJ
Energy consumption through other sources (F)	0 TJ	0 TJ
<b>Total energy consumed from non- renewable sources (D+E+F)</b>	<b>5543.41 TJ</b>	<b>5031.13 TJ</b>
<b>Total energy consumed (A+B+C+D+E+F)</b>	<b>9771.30 TJ</b>	<b>6357.40</b>
<b>Energy intensity per rupee of turnover</b> (Total energy consumed / Revenue from operations)	<b>1.37676E-07</b>	<b>8.23E-08</b>
<b>Energy intensity per rupee of turnover adjusted for Purchasing Power Parity (PPP)</b> (Total energy consumed / Revenue from operations adjusted for PPP)	<b>6.01679E-09</b>	<b>3.60E-09</b>
<b>Energy intensity in terms of physical output</b> Energy intensity (optional) – the relevant metric may be selected by the entity		

\*Purchasing power parity (PPP) conversion factor for GDP allows for comparisons of GDP volume and expenditure components by adjusting for price level differences between countries. According to OECD data, India's PPP conversion factor for GDP in 2022 is 22.88 LCU per international dollar available at <https://data.oecd.org/conversion/purchasing-power-parities-ppp.htm>

Note: Indicate if any independent assessment / evaluation / assurance has been carried out by an external agency? (Y/N) If yes, name of the external agency.

Yes, Intertek India Pvt. Ltd.

- Does the entity have any sites / facilities identified as designated consumers (DCs) under the Performance, Achieve and Trade (PAT) Scheme of the Government of India? (Y/N) If yes, disclose whether targets set under the PAT scheme have been achieved. In case targets have not been achieved, provide the remedial action taken, if any.

Two of our facilities were identified as designated consumers (DCs) under the Perform, Achieve and Trade (PAT) scheme of the Government of India. For both the facilities, the target is achieved.

## 3. Provide details of the following disclosures related to water, in the following format

Parameter	FY 2023-24 (Current Financial Year)	FY 2022-23 (Previous Financial Year)
<b>Water withdrawal by source (in kilolitres)</b>		
(i) Surface water	0	0
(ii) Groundwater	1221755.8	1143847.69
(iii) Third party water	0	0
(iv) Seawater / desalinated water	0	0
(v) Others	1281942	1556629
<b>Total volume of water withdrawal (in kilolitres) (i + ii + iii + iv + v)</b>	<b>2503697.8</b>	<b>2700477.18</b>
<b>Total volume of water consumption (in kilolitres)</b>	<b>2482184</b>	<b>2547944.18</b>
<b>Water intensity per rupee of turnover</b> (Total water consumption / Revenue from operations)	<b>0.000034</b>	<b>0.000032</b>
<b>Water intensity per rupee of turnover adjusted for Purchasing Power Parity (PPP)</b> (Total water consumption / Revenue from operations adjusted for PPP)	<b>1.52775E-06</b>	<b>1.44187E-06</b>
<b>Water intensity in terms of physical output</b>		
<b>Water intensity</b> (optional) – the relevant metric may be selected by the entity		

1: Third party water includes both domestic and treated water received from local municipality

2: Other category constitutes the waste water received from municipality

Note: Indicate if any independent assessment / evaluation / assurance has been carried out by an external agency? (Y/N) If yes, name of the external agency.

Yes, Intertek India Pvt. Ltd.

## 4. Provide the following details related to water discharged:

Parameter	FY 2023-24 (Current Financial Year)	FY 2022-23 (Previous Financial Year)
<b>Water discharge by destination and level of treatment (in kilolitres)</b>		
(i) To Surface water		
- No treatment	0	0
- With treatment – please specify level of treatment	0	0
(ii) To Groundwater		
- No treatment	0	0
- With treatment – please specify level of treatment	0	0
(iii) To Seawater		
- No treatment	0	0
- With treatment – please specify level of treatment	0	0
(iv) Sent to third-parties		
- No treatment	0	0
- With treatment – Primary and Secondary Treatment	21513.7	152533
(v) Others –		
- No treatment	0	0
- With treatment – Primary and Secondary Treatment		0
<b>Total water discharged (in kilolitres)</b>	<b>21513.7</b>	<b>152533</b>

Note: Indicate if any independent assessment/ evaluation/assurance has been carried out by an external agency? (Y/N) If yes, name of the external agency.

Yes, Intertek India Pvt. Ltd.



5. Has the entity implemented a mechanism for Zero Liquid Discharge? If yes, provide details of its coverage and implementation. Of our 12 facilities, only two facilities does not have a ZLD, however they have RO installed along with conventional waste water treatment technology.

6. Please provide details of air emissions (other than GHG emissions) by the entity, in the following format:

Parameter	Please specify unit	FY 2023-24 (Current Financial Year)	FY 2022-23 (Previous Financial Year)
NOx	Tonne	349.59	301.16
SOx	Tonne	359.37	235.6
Particulate matter (PM)	Tonne	79.95	56.51
Persistent organic pollutants (POP)			
Volatile organic compounds (VOC)			
Hazardous air pollutants (HAP)			
Others – please specify			

For each parameter, The data reported above is the sum of emissions by all the units.

Note: Indicate if any independent assessment / evaluation / assurance has been carried out by an external agency? (Y/N) If yes, name of the external agency.

Yes, Intertek India Pvt. Ltd.

7. Provide details of greenhouse gas emissions (Scope 1 and Scope 2 emissions) and its intensity, in the following format:

Parameter	Unit	FY 2023- 24 (Current Financial Year)	FY 2022- 23 (Previous Financial Year)
Total Scope 1 emissions (Break-up of the GHG into CO <sub>2</sub> , CH <sub>4</sub> , N <sub>2</sub> O, HFCs, PFCs, SF <sub>6</sub> , NF <sub>3</sub> , if available)	Metric tonnes of CO <sub>2</sub> equivalent	418910.94	365935.12
Total Scope 2 emissions (Break-up of the GHG into CO <sub>2</sub> , CH <sub>4</sub> , N <sub>2</sub> O, HFCs, PFCs, SF <sub>6</sub> , NF <sub>3</sub> , if available)	Metric tonnes of CO <sub>2</sub> equivalent	174369.54	166644.06
Total Scope 1 and Scope 2 emission intensity per rupee of turnover (Total Scope 1 and Scope 2 GHG emissions / Revenue from operations)	MT CO <sub>2</sub> equivalent/ rupee of turnover	8.36E-06	6.90E-06
Total Scope 1 and Scope 2 emission intensity per rupee of turnover adjusted for Purchasing Power Parity (PPP) (Total Scope 1 and Scope 2 GHG emissions / Revenue from operations adjusted for PPP)		3.65154E-07	3.01385E-07
Total Scope 1 and Scope 2 emission intensity in terms of physical output			
Total Scope 1 and Scope 2 emission intensity (optional) - the relevant metric may be selected by the entity	-	-	

Note: Indicate if any independent assessment / evaluation / assurance has been carried out by an external agency? (Y/N) If yes, name of the external agency.

Yes, Intertek India Pvt. Ltd.

8. Does the entity have any project related to reducing greenhouse gas emissions? If yes, then provide details.

We are engaged in various GHG reduction activities and projects. A few of those are listed below:

- a. Strengthening and scaling a backward supply chain of biomass to reduce the use of fossil-fuel based energy sources
- b. Increasing the use of biomass in our current energy mix
- c. Installation of a new biomass fired boiler to reduce our dependence on coal
- d. Increasing our uptake of renewable electricity by commissioning solar wind hybrid plant

9. Provide details related to waste management by the entity, in the following format

Parameter	FY 2023-24 (Current Financial Year)	FY 2022-23 (Previous Financial Year)
<b>Total waste generated (in metric tonnes)</b>		
Plastic waste (A)	783.3	547.74
E-waste (B)	5.8	3.3
Bio-medical waste (C)	0.0	0.0
Construction and demolition waste (D)	0.0	0.0
Battery waste (E)	0.0	0.0
Radioactive waste (F)	0.0	0.0
Other Hazardous waste (G) - ETP Sludge	7366	5533.62
Other Hazardous waste (G) - Empty Chemical Container and Bag	883.8	723.45
Other Non-hazardous waste generated (H) – Glass	0.0	0.0
Other Non-hazardous waste generated (H) – Paper	605.8	491.58
Other Non-hazardous waste generated (H) – Metal	631.0	885.18
Other Non-hazardous waste generated (H) – Wood	45.1	51.55
Other Non-hazardous waste generated (H) – Rubber	0.0	0.02
Other Non-hazardous waste generated (H) – Oil	2.4	2.15
Other Non-hazardous waste generated (H) - Textile Residue	18.1	32.41
Other Non-hazardous waste generated (H) – Packaging	1644.1	1522.54
Other Non-hazardous waste generated (H) - Mixed Waste	0.5	0.0
Other Non-hazardous waste generated (H) - Hard Soft Chindi	15892.9	18626.83
Total (A+B + C + D + E + F + G + H)	27878.78	28420.41
Waste intensity per rupee of turnover (total waste generated / revenue from operations)	3.92633E-07	3.68012E-07
Waste intensity per rupee of turnover adjusted for Purchasing Power Parity (PPP) (Total waste generated / revenue from operations adjusted for PPP)	1.71591E-08	1.6083E-08
Waste intensity in terms of physical output		
Waste intensity (optional) – the relevant metric may be selected by the entity		





Parameter	FY 2023-24 (Current Financial Year)	FY 2022-23 (Previous Financial Year)
<b>For each category of waste generated, total waste recovered through recycling, re-using or other recovery operations (in metric tonnes)</b>		
<b>Category of waste</b>		
(i) Recycled	20509.93	22884.6
(ii) Re-used	-	-
(iii) Other recovery operations	-	-
<b>Total</b>	<b>20,509.93</b>	<b>22884.6</b>
<b>For each category of waste generated, total waste disposed by nature of disposal method (in metric tonnes)</b>		
<b>Category of waste</b>		
(i) Incineration	-	-
(ii) Landfilling	7,366.00	5,533.62
(iii) Other disposal operations	-	-
<b>Total</b>	<b>7,366.00</b>	<b>5,533.62</b>

Note: Indicate if any independent assessment / evaluation / assurance has been carried out by an external agency? (Y/N) If yes, name of the external agency.

Yes, Intertek India Pvt. Ltd.

10. Briefly describe the waste management practices adopted in your establishments. Describe the strategy adopted by your company to reduce usage of hazardous and toxic chemicals in your products and processes and the practices adopted to manage such wastes.

We have devised an internal process that focusses on classification of waste followed by segregation and storage in separated areas. After storage, periodically the waste is collected and responsibly disposed in accordance with the regulatory norms defined by the State Pollution Control Board (SPCB) / Central Pollution Control Board (CPCB).

To eliminate the usage of hazardous and toxic chemicals in our products, we are using GOTS and ZDHC MRSL complied chemicals in our operations. In addition to this, we have developed our own Arvind Manufacturing Restricted Substance List (AMRSL) for our suppliers.

11. If the entity has operations/offices in/around ecologically sensitive areas (such as national parks, wildlife sanctuaries, biosphere reserves, wetlands, biodiversity hotspots, forests, coastal regulation zones etc.) where environmental approvals / clearances are required, please specify details in the following format:

S. No.	Location of operations/offices	Type of operations	Whether the conditions of environmental approval / clearance are being complied with? (Y/N) If no, the reasons thereof and corrective action taken, if any.
All of Arvind's operating facilities are located in premises which have the requisite building permits, including environmental approvals for carrying out the operations.			

12. Details of environmental impact assessments of projects undertaken by the entity based on applicable laws, in the current financial year:

Name and brief details of project	EIA Notification No.	Date	Whether conducted by independent external agency (Yes / No)	Results communicated in public domain (Yes / No)	Relevant Web link
No such project requiring EIA has been undertaken in the current or previous reporting year.					

13. Is the entity compliant with the applicable environmental law / regulations / guidelines in India; such as the Water (Prevention and Control of Pollution) Act, Air (Prevention and Control of Pollution) Act, Environment Protection Act and rules thereunder (Y/N). If not, provide details of all such non-compliances, in the following format:

Arvind is compliant with all applicable laws and regulations across the sites in which we operate.

S. No.	Specify the law / regulation / guidelines which was not complied with	Provide details of the Non-compliance	Any fines / penalties / actions taken by regulatory agencies such as pollution control boards or by courts	Corrective action taken, if any
Not Applicable				

#### Leadership Indicators

1. Water withdrawal, consumption and discharge in areas of water stress (in kilolitres):

For each facility / plant located in areas of water stress, provide the following information:

- (i) Name of the area
- (ii) Nature of operations
- (iii) Water withdrawal, consumption and discharge in the following format:

As per the WRI Aqueduct Water Risk Atlas, all our facilities are in water stressed region. Our manufacturing operations that contribute above 95% of our turnover i.e., denims, wovens and advanced materials are in Sabarmati basin of Gujarat, whereas our garment manufacturing operation are in Cauvery and Pennar basin. Since all the areas are in water stress, we have reported a combined figure:

Parameter	FY 2023-24 (Current Financial Year)	FY 2022-23 (Previous Financial Year)
<b>Water withdrawal by source (in kilolitres)</b>		
(i) Surface water	0	0
(ii) Groundwater	1221755.8	1143847.69
(iii) Third party water	0	0
(iv) Seawater / desalinated water	0	0
(v) Others (STP treated water)	1281942	2547944.18
<b>Total volume of water withdrawal (in kilolitres)</b>	<b>2503697.8</b>	<b>2700477.18</b>
<b>Total volume of water consumption (in kilolitres)</b>	<b>2482184</b>	<b>2547944.18</b>
<b>Water intensity per thousand rupee of turnover (Water consumed / turnover)</b>	<b>0.000034</b>	<b>0.000032</b>
<b>Water intensity (optional) – the relevant metric may be selected by the entity</b>	<b>1.52775E-06</b>	<b>1.44187E-06</b>
<b>Water discharge by destination and level of treatment (in kilolitres)</b>		
(i) Into Surface water		
- No treatment	0	0
- With treatment – please specify level of treatment	0	0
(ii) Into Groundwater		
- No treatment	0	0
- With treatment – please specify level of treatment	0	0
(iii) Into Seawater		
- No treatment	0	0
- With treatment – please specify level of treatment	0	0



Parameter	FY 2023-24 (Current Financial Year)	FY 2022-23 (Previous Financial Year)
(iv) Sent to third-parties		
- No treatment		0
- With treatment – primary and secondary treatment	21513.7	152533
(v) Others		
- No treatment	0	0
- With treatment – primary and secondary treatment	0	0
<b>Total water discharged (in kilolitres)</b>	<b>21513.7</b>	<b>152533</b>

Note: Indicate if any independent assessment / evaluation / assurance has been carried out by an external agency? (Y/N) If yes, name of the external agency.

Yes, Intertek India Pvt. Ltd.

2. Please provide details of total Scope 3 emissions and its intensity, in the following format:

Parameter	Unit	FY 2023-24 (Current Financial Year)	FY 2022-23 (Previous Financial Year)
Total Scope 3 emissions (Break-up of the GHG into CO <sub>2</sub> , CH <sub>4</sub> , N <sub>2</sub> O, HFCs, PFCs, SF <sub>6</sub> , NF <sub>3</sub> , if available)	Metric tonnes of CO <sub>2</sub> equivalent	NA	NA
Total Scope 3 emissions per rupee of turnover	MT CO <sub>2</sub> equivalent per rupee of turnover	NA	NA
Total Scope 3 emission intensity (optional) - the relevant metric may be selected by the entity		NA	NA

Note: Indicate if any independent assessment / evaluation / assurance has been carried out by an external agency? (Y/N) If yes, name of the external agency.

No

3. With respect to the ecologically sensitive areas reported at Question 10 of Essential Indicators above, provide details of significant direct & indirect impact of the entity on biodiversity in such areas along with prevention and remediation activities.

Not applicable.

4. If the entity has undertaken any specific initiatives or used innovative technology or solutions to improve resource efficiency, or reduce impact due to emissions / effluent discharge / waste generated, please provide details of the same as well as outcome of such initiatives, as per the following format

Sr. No.	Initiative undertaken	Details of the initiative (Web-link, if any, may be provided along with summary)	Outcome of the initiative
1	Scaling up the uptake of biomass-based briquettes in our operations	We have developed a backward supply chain of briquettes from our farm operations, which ensures year around supply of clean and traceable biomass for fulfilling our energy requirements.	The initiative has assisted us on our vision to increase the clean energy mix in our operation. Under the current reporting year we have consumed 8142 MT which is a 24% increase from the consumption last year from our supply chain of biomass.
2	Installation of Biomass Boiler	We have replaced, a coal fired boiler with a biomass fired one.	This will help reduce our dependence of coal for Arvind Limited, and making one of our facilities eliminate coal from its operation by 2025.

5. Does the entity have a business continuity and disaster management plan? Give details in 100 words/web link.  
No. However, we plan to develop the same in the coming years.
6. Disclose any significant adverse impact to the environment, arising from the value chain of the entity. What mitigation or adaptation measures have been taken by the entity in this regard?  
Cotton is our key raw material and our dependence on it is quite large owing to 80% of products being made from cotton. We have well understood the environmental impact that might occur if it is produced in an irresponsible manner which comprises of unsustainable use of agro chemicals, water and soil. Cotton produced under such practices contaminates the freshwater systems, degrades the soil quality, impact the health of biodiversity, farmers and nearby population. Upon recognising this issue and the need to scale the uptake of sustainable cotton, we initiated our engagement with farmers to build their capacity for sustainable agricultural practices. For more details, refer to Natural Capital chapter of the Integrated Annual Report FY 2023-24.
7. Percentage of value chain partners (by value of business done with such partners) that were assessed for environmental impacts.  
Apart from the few suppliers who disclose on Higg FEM, we haven't directly assessed the environmental impacts of our value chain partners as of now.

**PRINCIPLE 7: Businesses, when engaging in influencing public and regulatory policy, should do so in a manner that is responsible and transparent**

The purpose of our participation in public policy advocacy is centred on ushering effective policies which are in the best interest of all stakeholders. Leveraging our vast experience and leadership position, we provide strategic insights and comprehensive inputs to the policy makers.

**Essential Indicators**

1. a. Number of affiliations with trade and industry chambers / associations.  
We are affiliated with 12 industry chambers / associations, where we often take part in various dialogues across numerous channels of engagement.
- b. List the top 10 trade and industry chambers / associations (determined based on the total members of such body) the entity is a member of / affiliated to.

S. No.	Name of the trade and industry chambers /associations	Reach of trade and industry chambers / associations (State / National)
1	Sustainable Apparel Coalition	International
2	Fashion for Good	International
3	Better Cotton Initiative	International
4	Textile Exchange	International
5	Organic Cotton Accelerator	International
6	Confederation of Indian Textile Industry	National
7	Denim Manufacturers Association	National
8	Confederation of Indian Industry	National
9	The Cotton Textiles Export Promotion Council	State
10	Gujarat Chamber of Commerce & Industry	State



2. Provide details of corrective action taken or underway on any issues related to anti-competitive conduct by the entity, based on adverse orders from regulatory authorities.

Name of authority	Brief of the case	Corrective action taken
Not Applicable. No such corrective action was taken as we received no such adverse orders from regulatory authorities on any issue related to anti-competitive conduct.		

#### Leadership Indicators

1. Details of public policy positions advocated by the entity:

S. No	Public policy advocated	Method resorted for such advocacy	Whether information available in public domain? (Yes/No)	Frequency of review by Board (Annually / Half Yearly / Quarterly / Others - please specify)	Web Link, if available
-	-	-	-	-	-

### PRINCIPLE 8: BUSINESSES SHOULD PROMOTE INCLUSIVE GROWTH AND EQUITABLE DEVELOPMENT

At Arvind, we strive to ensure a better quality of life for the people while contributing towards a stronger economy. Our CSR initiatives and long-term projects are aimed at touching the lives of the marginalised and the disadvantaged sections of the society.

#### Essential Indicators

1. Details of Social Impact Assessments (SIA) of projects undertaken by the entity based on applicable laws, in the current financial year.

Name and brief details of the project	SIA Notification No.	Date of Notification	Whether conducted by independent external agency (Y/N)	Results communicated in public domain (Y/N)	Relevant web link
No such project requiring SIA has been undertaken in the current or previous reporting year.					

2. Provide information on project(s) for which ongoing Rehabilitation and Resettlement (R&R) is being undertaken by your entity, in the following format:

S. No.	Name of the project for which R&R is ongoing	State	District	No. of Project Affected Families (PAFs)	% of PAFs covered by R&R	Amount paid to PAFs in the FY (In INR)
Not applicable						

3. Describe the mechanisms to receive and redress grievances of the community.

We actively engage with the local community through various interactions and activities through Investor Relations Department, and through the institutions promoted and partnered by us. The receiving and redressing of any grievance by the local community is done in accordance to the Whistle Blower Policy. The community can post any grievance through Arvind's Ethics Helpline portal.

4. Percentage of input material (inputs to total inputs by value) sourced from suppliers:

	FY 2023-24 Current Financial Year	FY 2022-23 Previous Financial Year
Directly sourced from MSMEs / small producers	54%	3%
Sourced directly from within the district and neighbouring districts	98%	76%



5. Job creation in smaller towns – Disclose wages paid to persons employed (including employees or workers employed on a permanent or non-permanent / on contract basis) in the following locations, as % of total wage cost

Location	FY 2023-24 Current Financial Year	FY 2022-23 Previous Financial Year
Rural	39%	NA
Semi-urban	0%	NA
Urban	58%	NA
Metropolitan	3%	NA

#### Leadership Indicators

1. Provide details of actions taken to mitigate any negative social impacts identified in the Social Impact Assessments (Reference: Question 1 of Essential Indicators above):

Details of negative social impact identified	Corrective action taken
As mentioned previously, no such project requiring SIA has been undertaken in the current or previous reporting year.	

2. Provide the following information on CSR projects undertaken by your entity in designated aspirational districts as identified by government bodies:

S. No.	State	Aspirational District	Amount spent (In INR)
1	Gujarat	Narmada	Under the Rural Development Project in Narmada district, we planned to increase the income of tribal families by establishing quality home stay facilities for tourists at rural homes.  The project has been completed. However, we are still continuing our support through other group companies and partner organisations.  30.24 Lakhs
2	Gujarat	Narmada	A 16-seat IT-enabled vehicle equipped with HP computing and printing equipment is being used to provide digital training to tribal communities. The program aims to empower these communities with essential digital skills, enabling them to access new opportunities and bridge the digital divide. This bus trains around 720 students annually.  9.67 Lakh

3. (a) Do you have a preferential procurement policy where you give preference to purchase from suppliers comprising marginalised / vulnerable groups? (Yes/No)  
Yes, all our sustainable cotton procurement is from small and medium holder cotton farmers either directly or indirectly.
- (b) From which marginalised / vulnerable groups do you procure?  
As mentioned above, we directly or indirectly procure from small and medium holder cotton farmers who fall under marginalised / vulnerable group.
- (c) What percentage of total procurement (by value) does it constitute?  
30%



4. Details of the benefits derived and shared from the intellectual properties owned or acquired by your entity (in the current financial year), based on traditional knowledge:

S. No.	Intellectual property based on traditional knowledge	Owned/Acquired (Yes/No)	Benefit shared (Yes/No)	Basis of calculating benefit share
-	-	-	-	-

5. Details of corrective actions taken or underway, based on any adverse order in intellectual property related disputes wherein usage of traditional knowledge is involved.

Name of authority	Brief of the Case	Corrective Action Taken
-	-	-

6. Details of beneficiaries of CSR Projects

For details refer to Annexure-B to Director's Report 2023-24 (CSR Report)

### PRINCIPLE 9: Businesses should engage with and provide value to their consumers in a responsible manner

We develop innovative solutions based on market needs and customers' feedback. State-of-the-art plants, cutting-edge technology, robust processes, and comprehensive policies - all combine to create products that generate tremendous value for the customer.

#### Essential Indicators

1. Describe the mechanisms in place to receive and respond to consumer complaints and feedback.

Consumer complaints and feedback can be received through Arvind's Ethics Helpline Portal, or through consumer court. The complaints received through Ethics Helpline Portal are responded as per the Whistle Blower Policy whereas for consumer court related complaints, they are handled as per regulatory norms.

2. Turnover of products and/or services as a percentage of turnover from all products/service that carry information about:

	As a percentage of total turnover
Environmental and social parameters relevant to the product	We have not calculated this information.
Safe and responsible usage	
Recycling and/or safe disposal	

3. Number of consumer complaints in respect of the following:

	FY 2023-24 (Current Financial Year)		Remarks	FY 2022-23 (Previous Financial Year)		Remarks
	Received during the year	Pending resolution at end of year		Received during the year	Pending resolution at end of year	
Data privacy	0	0		0	0	
Advertising	0	0		0	0	
Cyber-security	0	0		0	0	
Delivery of essential services	0	0		0	0	
Restrictive trade practices	0	0		0	0	
Unfair trade practices	0	0		0	0	
Other	0	0		0	0	

## 4. Details of instances of product recalls on account of safety issues:

	Number	Reasons for recall
Voluntary recalls	0	N.A.
Forced recalls	0	N.A.

5. Does the entity have a framework/policy on cyber security and risks related to data privacy? **(Yes/No)** If available, provide a web-link of the policy.

Yes, Arvind has an Information Security and Data Privacy Policy. The purpose of this policy is to state the organisation's directive towards data confidentiality and to ensure adequate safeguards to prevent misuse or loss of information. Arvind has taken adequate precautions for the protection of data and has ensured that information related to its employees is secure. Appropriate controls are in place to prevent unauthorised disclosure or modification.

Under this policy, Cybersecurity Grievance Team has set a mechanism to handle such incidents once they are reported to the team. The policy also includes details of various security incidents that needs to be reported, and also has a Cybersecurity Incident Response Plan. The Response Plan has four major components which include: Preparation, Detection and Analysis, Response and Remediation, and Recovery.

## 6. Provide details of any corrective actions taken or underway on issues relating to advertising, and delivery of essential services; cyber security and data privacy of customers; re-occurrence of instances of product recalls; penalty / action taken by regulatory authorities on safety of products / services.

No such incident related to the mentioned topics has been reported.

## 7. Provide the following information relating to data breaches:

- Number of instances of data breaches along with impact
- Percentage of data breaches involving personally identifiable information of customers
- Impact, if any, of the data breached

No instance of data breach has been reported.

**Leadership Indicators**

## 1. Channels / platforms where information on products and services of the entity can be accessed (provide web link, if available).

The information can be accessed through our website, the link is <https://www.arvind.com>.

In addition to this we also have an internal portal for our customer where they can access the information about the products.

## 2. Steps taken to inform and educate consumers about safe and responsible usage of products and/or services.

Not applicable, since we are a B2B business. We don't directly engage with the end consumers, as most of our interactions are with organisations such as brands & retailers. However, we engage with them to educate about our products.

## 3. Mechanisms in place to inform consumers of any risk of disruption/discontinuation of essential services.

Yes, as part of our ERP system, contact details such as email addresses and phone numbers are maintained. We can use this information to intimate them about any risk of disruption or discontinuation of services.

## 4. Does the entity display product information on the product over and above what is mandated as per local laws? (Yes/No/Not Applicable) If yes, provide details in brief. Did your entity carry out any survey with regard to consumer satisfaction relating to the major products / services of the entity, significant locations of operation of the entity or the entity as a whole? (Yes/No)

No

The background of the image is a close-up, shallow depth-of-field photograph of several blue thread spools. The spools are arranged in a way that some are in sharp focus while others are blurred, creating a sense of depth. The blue color is a rich, slightly muted shade. The central text is overlaid on this background.

# FINANCIAL STATEMENTS

# Independent Auditor's Report

## To The Members of Arvind Limited

### Report on the Audit of the Standalone Financial Statements

#### Opinion

We have audited the accompanying standalone financial statements of Arvind Limited ("the Company"), which comprise the Balance Sheet as at March 31, 2024, and the Statement of Profit and Loss (including Other Comprehensive Income), the Statement of Cash Flows and the Statement of Changes in Equity for the year ended on that date, and notes to the financial statements, including a summary of material accounting policies and other explanatory information.

In our opinion and to the best of our information and according to the explanations given to us, the aforesaid standalone financial statements give the information required by the Companies Act, 2013 ("the Act") in the manner so required and give a true and fair view in conformity with the Indian Accounting Standards prescribed under section 133 of the Act, ("Ind AS") and other accounting principles generally accepted in India, of the state of affairs of the Company as March 31, 2024, and its profit, total comprehensive income, its cash flows and the changes in equity for the year ended on that date.

#### Basis for Opinion

We conducted our audit of the standalone financial statements in accordance with the Standards on Auditing ("SAs") specified under section 143(10) of the Act. Our responsibilities under those Standards are further described in the Auditor's Responsibility for the Audit of the Standalone Financial Statements section of our report. We are independent of the Company in accordance with the Code of Ethics issued by the Institute of Chartered Accountants of India ("ICAI") together with the ethical requirements that are relevant to our audit of the standalone financial statements under the provisions of the Act and the Rules made thereunder, and we have fulfilled our other ethical responsibilities in accordance with these requirements and the ICAI's Code of Ethics. We believe that the audit evidence obtained by us is sufficient and appropriate to provide a basis for our audit opinion on the standalone financial statements.

#### Key Audit Matters

Key audit matters are those matters that, in our professional judgment, were of most significance in our audit of the standalone financial statements of the current period. We have determined that there are no key audit matters to communicate in our report.

### Information Other than the Financial Statements and Auditor's Report Thereon

- The Company's Board of Directors is responsible for the other information. The other information comprises the information included in the Director's report, but does not include the consolidated financial statements, standalone financial statements and our auditor's report thereon.
- Our opinion on the standalone financial statements does not cover the other information and we do not express any form of assurance conclusion thereon.
- In connection with our audit of the standalone financial statements, our responsibility is to read the other information and, in doing so, consider whether the other information is materially inconsistent with the standalone financial statements or our knowledge obtained during the course of our audit or otherwise appears to be materially misstated.
- If, based on the work we have performed, we conclude that there is a material misstatement of this other information, we are required to report that fact. We have nothing to report in this regard.

### Responsibilities of Management and Those Charged with Governance for the Standalone Financial Statements

The Company's Board of Directors is responsible for the matters stated in section 134(5) of the Act with respect to the preparation of these standalone financial statements that give a true and fair view of the financial position, financial performance including other comprehensive income, cash flows and changes in equity of the Company in accordance with the accounting principles generally accepted in India, including Ind AS specified under section 133 of the Act. This responsibility also includes maintenance of adequate accounting records in accordance with the provisions of the Act for safeguarding the assets of the Company and for preventing and detecting frauds and other irregularities; selection and application of appropriate accounting policies; making judgments and estimates that are reasonable and prudent; and design, implementation and maintenance of adequate internal financial controls, that were operating effectively for ensuring the accuracy and completeness of the accounting records, relevant to the preparation and presentation of the financial statements that give a true and fair view and are free from material misstatement, whether due to fraud or error.



In preparing the standalone financial statements, management and Board of Directors is responsible for assessing the Company's ability to continue as a going concern, disclosing, as applicable, matters related to going concern and using the going concern basis of accounting unless the Board of Directors either intend to liquidate the Company or to cease operations, or has no realistic alternative but to do so.

The Company's Board of Directors are also responsible for overseeing the Company's financial reporting process.

### **Auditor's Responsibility for the Audit of the Standalone Financial Statements**

Our objectives are to obtain reasonable assurance about whether the standalone financial statements as a whole are free from material misstatement, whether due to fraud or error, and to issue an auditor's report that includes our opinion. Reasonable assurance is a high level of assurance, but is not a guarantee that an audit conducted in accordance with SAs will always detect a material misstatement when it exists. Misstatements can arise from fraud or error and are considered material if, individually or in the aggregate, they could reasonably be expected to influence the economic decisions of users taken on the basis of these standalone financial statements.

As part of an audit in accordance with SAs, we exercise professional judgment and maintain professional skepticism throughout the audit. We also:

- Identify and assess the risks of material misstatement of the standalone financial statements, whether due to fraud or error, design and perform audit procedures responsive to those risks, and obtain audit evidence that is sufficient and appropriate to provide a basis for our opinion. The risk of not detecting a material misstatement resulting from fraud is higher than for one resulting from error, as fraud may involve collusion, forgery, intentional omissions, misrepresentations, or the override of internal control.
- Obtain an understanding of internal financial controls relevant to the audit in order to design audit procedures that are appropriate in the circumstances. Under section 143(3)(i) of the Act, we are also responsible for expressing our opinion on whether the Company has adequate internal financial controls with reference to standalone financial statements in place and the operating effectiveness of such controls.
- Evaluate the appropriateness of accounting policies used and the reasonableness of accounting estimates and related disclosures made by the management.

- Conclude on the appropriateness of management's use of the going concern basis of accounting and, based on the audit evidence obtained, whether a material uncertainty exists related to events or conditions that may cast significant doubt on the Company's ability to continue as a going concern. If we conclude that a material uncertainty exists, we are required to draw attention in our auditor's report to the related disclosures in the standalone financial statements or, if such disclosures are inadequate, to modify our opinion. Our conclusions are based on the audit evidence obtained up to the date of our auditor's report. However, future events or conditions may cause the Company to cease to continue as a going concern.

- Evaluate the overall presentation, structure and content of the standalone financial statements, including the disclosures, and whether the standalone financial statements represent the underlying transactions and events in a manner that achieves fair presentation.

Materiality is the magnitude of misstatements in the standalone financial statements that, individually or in aggregate, makes it probable that the economic decisions of a reasonably knowledgeable user of the standalone financial statements may be influenced. We consider quantitative materiality and qualitative factors in (i) planning the scope of our audit work and in evaluating the results of our work; and (ii) to evaluate the effect of any identified misstatements in the standalone financial statements.

We communicate with those charged with governance regarding, among other matters, the planned scope and timing of the audit and significant audit findings, including any significant deficiencies in internal financial controls that we identify during our audit.

We also provide those charged with governance with a statement that we have complied with relevant ethical requirements regarding independence, and to communicate with them all relationships and other matters that may reasonably be thought to bear on our independence, and where applicable, related safeguards.

From the matters communicated with those charged with governance, we determine those matters that were of most significance in the audit of the standalone financial statements of the current period and are therefore the key audit matters. We describe these matters in our auditor's report unless law or regulation precludes public disclosure about the matter or when, in extremely rare circumstances, we determine that a matter should not be communicated

in our report because the adverse consequences of doing so would reasonably be expected to outweigh the public interest benefits of such communication.

### Report on Other Legal and Regulatory Requirements

1. As required by Section 143(3) of the Act, based on our audit we report that:

- a) We have sought and obtained all the information and explanations which to the best of our knowledge and belief were necessary for the purposes of our audit.
- b) In our opinion, proper books of account as required by law have been kept by the Company so far as it appears from our examination of those books, except for not complying with the requirement of audit trail as stated in (i)(vi) below.
- c) The Balance Sheet, the Statement of Profit and Loss including Other Comprehensive Income, the Statement of Cash Flows and Statement of Changes in Equity dealt with by this Report are in agreement with the relevant books of account.
- d) In our opinion, the aforesaid standalone financial statements comply with the Ind AS specified under Section 133 of the Act.
- e) On the basis of the written representations received from the directors as on March 31, 2024 taken on record by the Board of Directors, none of the directors is disqualified as on March 31, 2024 from being appointed as a director in terms of Section 164(2) of the Act.
- f) The modification relating to the maintenance of accounts and other matters connected therewith, is as stated in paragraph (b) above.
- g) With respect to the adequacy of the internal financial controls with reference to standalone financial statements of the Company and the operating effectiveness of such controls, refer to our separate Report in "Annexure A". Our report expresses an unmodified opinion on the adequacy and operating effectiveness of the Company's internal financial controls with reference to standalone financial statements.
- h) With respect to the other matters to be included in the Auditor's Report in accordance with the requirements

of section 197(16) of the Act, as amended, in our opinion and to the best of our information and according to the explanations given to us, the remuneration paid by the Company to its directors during the year is in accordance with the provisions of section 197 of the Act.

- i) With respect to the other matters to be included in the Auditor's Report in accordance with Rule 11 of the Companies (Audit and Auditors) Rules, 2014, as amended in our opinion and to the best of our information and according to the explanations given to us:
  - i. The Company has disclosed the impact of pending litigations on its financial position in its standalone financial statements - Refer Note 30 to the standalone financial statements;
  - ii. The Company has made provision, as required under the applicable law or accounting standards, for material foreseeable losses, if any, on long-term contracts including derivative contracts - Refer Note 32 to the standalone financial statements;
  - iii. There has been no delay in transferring amounts, required to be transferred, to the Investor Education and Protection Fund by the Company;
  - iv. (a) The Management has represented that, to the best of its knowledge and belief, as disclosed in the note 45 (f) to the financial statements no funds have been advanced or loaned or invested (either from borrowed funds or share premium or any other sources or kind of funds) by the Company to or in any other person(s) or entity(ies), including foreign entities ("Intermediaries"), with the understanding, whether recorded in writing or otherwise, that the Intermediary shall, directly or indirectly lend or invest in other persons or entities identified in any manner whatsoever by or on behalf of the Company ("Ultimate Beneficiaries") or provide any guarantee, security or the like on behalf of the Ultimate Beneficiaries.
  - (b) The Management has represented, that, to the best of its knowledge and belief,

other than as disclosed in the note 45 (g) to the financial statements, no funds have been received by the Company from any person(s) or entity(ies), including foreign entities ("Funding Parties"), with the understanding, whether recorded in writing or otherwise, that the Company shall, directly or indirectly, lend or invest in other persons or entities identified in any manner whatsoever by or on behalf of the Funding Party ("Ultimate Beneficiaries") or provide any guarantee, security or the like on behalf of the Ultimate Beneficiaries.

- (c) Based on the audit procedures performed that have been considered reasonable and appropriate in the circumstances, nothing has come to our notice that has caused us to believe that the representations under sub-clause (i) and (ii) of Rule 11(e), as provided under (a) and (b) above, contain any material misstatement.
- v. The final dividend proposed in the previous year, declared and paid by the Company during the year is in accordance with section 123 of the Act, as applicable.

As stated in note 49 to the standalone financial statements, the Board of Directors of the Company has proposed final dividend for the year which is subject to the approval of the members at the ensuing Annual General Meeting. Such dividend proposed is in accordance with section 123 of the Act, as applicable.

- vi. Based on our examination, which included test checks, the Company has used accounting software for maintaining its books of account which have a feature of recording audit trail facility and the audit trail feature has been operating throughout the year for all relevant transactions recorded in the software, except that audit trail was not enabled at the database level to log any direct data changes.

As proviso to Rule 3(1) of the Companies (Accounts) Rules, 2014 is applicable from April 1, 2023, reporting under Rule 11 (g) of the Companies (Audit and Auditors) Rules, 2014 on preservation of audit trail as per the statutory requirements for record retention is not applicable for the financial year ended March 31, 2024.

- 2. As required by the Companies (Auditor's Report) Order, 2020 ("the Order") issued by the Central Government in terms of Section 143(11) of the Act, we give in "Annexure B" a statement on the matters specified in paragraphs 3 and 4 of the Order.

**For Deloitte Haskins & Sells LLP**  
Chartered Accountants  
Firm's Registration No. 117366W/W-100018

**Kartikeya Raval**  
Partner  
(Membership No. 106189)  
UDIN: 24106189BKFGUK1544

Place: Ahmedabad  
Date: May 6, 2024

## Annexure “A” to the Independent Auditor’s Report

(Referred to in paragraph 1(g) under ‘Report on Other Legal and Regulatory Requirements’ section of our report of even date)

### Report on the Internal Financial Controls with reference to standalone financial statements under Clause (i) of Sub-section 3 of Section 143 of the Companies Act, 2013 (“the Act”)

We have audited the internal financial controls with reference to standalone financial statements of Arvind Limited (“the Company”) as at March 31, 2024 in conjunction with our audit of the standalone Ind AS financial statements of the Company for the year ended on that date.

### Management’s Responsibility for Internal Financial Controls

The Company’s management is responsible for establishing and maintaining internal financial controls with reference to standalone financial statements based on the internal control with reference to standalone financial statements criteria established by the Company considering the essential components of internal control stated in the Guidance Note on Audit of Internal Financial Controls Over Financial Reporting issued by the Institute of Chartered Accountants of India. These responsibilities include the design, implementation and maintenance of adequate internal financial controls that were operating effectively for ensuring the orderly and efficient conduct of its business, including adherence to the company’s policies, the safeguarding of its assets, the prevention and detection of frauds and errors, the accuracy and completeness of the accounting records, and the timely preparation of reliable financial information, as required under the Companies Act, 2013.

### Auditor’s Responsibility

Our responsibility is to express an opinion on the Company’s internal financial controls with reference to standalone financial statements of the Company based on our audit. We conducted our audit in accordance with the Guidance Note on Audit of Internal Financial Controls Over Financial Reporting (the “Guidance Note”) issued by the Institute of Chartered Accountants of India and the Standards on Auditing prescribed under Section 143(10) of the Companies Act, 2013, to the extent applicable to an audit of internal financial controls with reference to standalone financial statements. Those Standards and the Guidance Note require that we comply with ethical requirements and plan and perform the audit to obtain reasonable assurance about whether adequate internal financial controls with reference to standalone financial statements was established and maintained and if such controls operated effectively in all material respects.

Our audit involves performing procedures to obtain audit evidence about the adequacy of the internal financial controls with reference to standalone financial statements and their operating effectiveness. Our audit of internal financial controls with reference to standalone financial statements included obtaining an understanding of internal financial controls with reference to standalone financial statements, assessing the risk that a material weakness exists, and testing and evaluating the design and operating effectiveness of internal control based on the assessed risk. The procedures selected depend on the auditor’s judgement, including the assessment of the risks of material misstatement of the financial statements, whether due to fraud or error.

We believe that the audit evidence we have obtained is sufficient and appropriate to provide a basis for our audit opinion on the Company’s internal financial controls with reference to standalone financial statements.

### Meaning of Internal Financial Controls with reference to standalone financial statements

A company’s internal financial control with reference to standalone financial statements is a process designed to provide reasonable assurance regarding the reliability of financial reporting and the preparation of financial statements for external purposes in accordance with generally accepted accounting principles. A company’s internal financial control with reference to standalone financial statements includes those policies and procedures that (1) pertain to the maintenance of records that, in reasonable detail, accurately and fairly reflect the transactions and dispositions of the assets of the company; (2) provide reasonable assurance that transactions are recorded as necessary to permit preparation of financial statements in accordance with generally accepted accounting principles, and that receipts and expenditures of the company are being made only in accordance with authorisations of management and directors of the company; and (3) provide reasonable assurance regarding prevention or timely detection of unauthorised acquisition, use, or disposition of the company’s assets that could have a material effect on the financial statements.

### Inherent Limitations of Internal Financial Controls with reference to standalone financial statements

Because of the inherent limitations of internal financial controls with reference to standalone financial statements, including the possibility of collusion or improper management override of

controls, material misstatements due to error or fraud may occur and not be detected. Also, projections of any evaluation of the internal financial controls with reference to standalone financial statements to future periods are subject to the risk that the internal financial control with reference to standalone financial statements may become inadequate because of changes in conditions, or that the degree of compliance with the policies or procedures may deteriorate.

### Opinion

In our opinion, to the best of our information and according to the explanations given to us, the Company has, in all material respects, an adequate internal financial controls with reference to standalone financial statements and such internal financial controls with reference to standalone financial statements were operating effectively as at March 31, 2024, based on the criteria for

internal financial control with reference to standalone financial statements established by the Company considering the essential components of internal control stated in the Guidance Note on Audit of Internal Financial Controls Over Financial Reporting issued by the Institute of Chartered Accountants of India.

For **Deloitte Haskins & Sells LLP**  
Chartered Accountants  
Firm's Registration No. 117366W/W-100018

**Kartikeya Raval**  
Partner  
(Membership No. 106189)  
UDIN: 24106189BKFGUK1544

Place: Ahmedabad  
Date: May 6, 2024



## Annexure “B” to the Independent Auditor’s Report

(Referred to in paragraph 2 under ‘Report on Other Legal and Regulatory Requirements’ section of our report of even date)

In terms of the information and explanations sought by us and given by the Company and the books of account and records examined by us in the normal course of audit and to the best of our knowledge and belief, we state that:

(i) (a) (A) The Company has maintained proper records showing full particulars, including quantitative details and situation of Property, Plant and Equipment, capital work-in-progress, investment properties and relevant details of right-of-use assets.

(B) The Company has maintained proper records showing full particulars of intangible assets.

(b) Some of the Property, Plant and Equipment, capital work-in-progress, investment properties and right-of-use assets were physically verified during the year by the Management in accordance with programme of verification, which in our opinion provides for physical verification of all the Property, Plant and Equipment,

capital work-in-progress, investment properties and right-of-use assets at reasonable intervals having regard to the size of the Company and the nature of its activities. According to the information and explanations given to us, no material discrepancies were noticed on such verification.

(c) With respect to immovable properties (other than properties where the Company is the lessee and the lease agreements are duly executed in favour of the Company) disclosed in the financial statements included in property, plant and equipment, capital work-in-progress and investment property and non-current assets held for sale, according to the information and explanation given to us and based on the examination of the registered sale deed / transfer deed / conveyance deed provided to us, we report that, the title deeds of such immovable properties are held in the name of the Company as at the balance sheet date, except for the following:

Description of property	As at the Balance sheet date		Held in the name of	Whether promote, director or their relative or employee	Period held	Reason for not being in name of Company
	Gross carrying value	Carrying value in the financial statements				
Freehold Land	46.22	46.22	<b>Merged Companies-</b> Rohit Mills Limited, Arvind Brands Limited, Dholka Textile Park Private Limited, Arvind Fashions Limited and Arvind Cotspin Limited. <b>Other Parties-</b> Mahendra C Shah, Anokhee Parikh, Neenaben Parikh and Aneri Parikh	No	Various dates since October 1, 1998	<b>Merged Companies-</b> The title deeds are in the name of Companies which were merged with the Arvind Limited under scheme of amalgamation sanctioned by National Company Law Tribunal.
Freehold Acquired Building	2.06	1.65	<b>Merged Companies-</b> Arvind Brands and Retail Limited <b>Other Parties-</b> Anagram Finance	No	October 1, 1997	<b>Other Parties-</b> The Company is in process to register title deed in its name.
Investment Property – Land	5.77	5.77	Mahendra C Shah, Anokhee Parikh, Neenaben Parikh and Sana Bhai Patel	No	Various dates Since April 1999	The Company is in process to register title deed in its name.



Immovable properties of land and buildings whose title deeds have been pledged as security for loans are held in the name of the Company based on the confirmation directly received by us from lenders / custodians.

- (d) The Company has not revalued any of its property, plant and equipment (including Right of Use assets) and intangible assets during the year.
- (e) No proceedings have been initiated during the year or are pending against the Company as at March 31, 2024 for holding any benami property under the Benami Transactions (Prohibition) Act, 1988 (as amended in 2016) and rules made thereunder.
- (ii) (a) The inventories except for stocks held with third parties and Goods in Transit, were physically verified during the year by the Management at reasonable intervals. In our opinion and based on information and explanations given to us, the coverage and procedure of such verification by the Management is appropriate having regard to the size of the Company and the nature of its operations. For stocks held with third parties at the year-end and for Goods in Transit, written confirmations have been obtained. No discrepancies of 10% or more in the aggregate for each class of inventories were noticed on such physical verification of inventories/alternate procedures performed as applicable, when compared with the books of account.
- (b) According to the information and explanations given to us, the Company has been sanctioned working capital limits in excess of ₹ 5 crores, in aggregate, at points of time during the year, from banks or financial institutions on the basis of security of current assets. In our opinion and according to the information and explanations given to us including the revised submissions made by the Company to its lead bankers based on closure of books of accounts at the year end, the revised quarterly returns or statements comprising stock statements, book debt statements and other stipulated financial information filed by the Company with such banks or financial institutions are in agreement with the unaudited books of account of the Company of the respective quarters and no material discrepancies have been observed.
- (iii) The Company has not given any advances in the nature of loans during the year. The Company has made investments in, provided guarantee and granted loans, secured

or unsecured, to companies, firms, Limited Liability Partnerships or any other parties during the year, in respect of which:

- (a) The Company has provided loans and stood guarantee during the year and details of which are given below:

Particulars	[₹ in Crores]	
	Loans	Guarantees
A. Aggregate amount granted / provided during the year:		
- Subsidiaries	152.94	344.09
- Joint Ventures/ Associate	-	-
- Others	0.15	-
B. Balance outstanding as at balance sheet date in respect of above cases *#		
- Subsidiaries	237.11	104.35
- Joint Ventures/ Associate	0.02	-
- Others	0.60	-

\* The amounts reported are at gross amounts, without considering provisions made.

# Includes amounts invested in Perpetual / optionally convertible debentures of Subsidiaries and Joint Venture.

- (b) The investments made, guarantees provided and the terms and conditions of the grant of all the above mentioned loans and guarantees provided, during the year are, in our opinion, prima facie, not prejudicial to the Company's interest.
- (c) The Company has granted loans payable on demand. During the year the Company has not demanded such loan. Having regard to the fact that the repayment of principal or payment of interest has not been demanded by the Company, in our opinion the repayments of principal amounts and receipts of interest are regular.

Further, in respect of one loan granted by the Company, the schedule of repayment of principal and payment of interest has been stipulated and the repayments or receipts of principal amounts and interest have been regular as per stipulations except for the following:

[₹ in Crores]

Name of the entity	Nature	Amount	Due date	Extent of delay (in days)	Remarks, if any
Arvind Lifestyle Apparel Manufacturing PLC	Loan	0.14	September 1, 2023	118	None
		0.14	October 1, 2023	173	None
		0.14	November 1, 2023	152	None
		0.14	December 1, 2023	122	None
		0.14	January 1, 2024	91	None
		0.14	February 1, 2024	60	None
		0.14	March 1, 2024	31	None

- (d) In respect of following loan granted by the company, which have been overdue for more than 90 days at the balance sheet date, as explained to us, the Management has taken reasonable steps for recovery of the principal amounts and interest:

[₹ in Crores]

No. of Cases	Principal Amount overdue	Interest Overdue	Total Overdue	Remarks, If any
3 instalments	0.42	0.00	0.42	None

- (e) None of the loans granted by the Company have fallen due and not repaid during the year.
- (f) The Company has granted Loans which are repayable on demand or without specifying any terms or period of repayment, details of which are given below:

[₹ in Crores]

Name of the entity	All Parties (Including related parties)	Related Parties
Aggregate amount loans:	153.09	152.94
- Repayable on demand (A)	151.29	151.29
- Agreement does not specify any terms or period of repayment (B)	-	-
Total (A+B)	151.29	151.29
Percentage of loans	98.82%	98.92%

- (iv) The Company has complied with the provisions of Sections 185 and 186 of the Companies Act, 2013 in respect of loans granted, investments made and guarantees and securities provided, as applicable.
- (v) According to the information and explanations given to us, the Company has not accepted any deposits from the public to which the directives issued by the Reserve Bank of India and the provisions of section 73 to 76 or any other relevant provisions of the Act and the Companies (Acceptance of Deposit) Rules, 2014, as amended, would apply. Accordingly, clause (v) of paragraph 3 of the Order is not applicable to the Company.
- (vi) The maintenance of cost records has been specified by the Central Government under section 148 (1) of the Companies

Act, 2013. We have broadly reviewed the books of account maintained by the Company pursuant to the Companies (Cost Records and Audit) Rules, 2014, as amended, prescribed by the Central Government for maintenance of cost records under Section 148(1) of the Companies Act, 2013, and are of the opinion that, prima facie, the prescribed cost records have been made and maintained by the Company. We have, however, not made a detailed examination of the cost records with a view to determine whether they are accurate or complete.

- (vii) In respect of statutory dues:

- a) Undisputed statutory dues, including Goods and Service tax, Provident Fund, Employees' State Insurance, Income-tax, Custom Duty, Professional

Tax and other material statutory dues applicable to the Company have generally been regularly deposited by it with the appropriate authorities.

There were no undisputed amounts payable in respect of Provident Fund, Income Tax, Customs Duty, Employees' State Insurance, Goods & Service Tax and other material statutory dues in arrears as at March 31, 2024 for a period of more than six months from the date they became payable.

- b) Details of statutory dues referred to in sub-clause (a) above which have not been deposited as on March 31, 2024 on account of disputes are given below:

[₹ In crores]				
Name of Statute	Nature of the Dues	Amount involved and unpaid	Period to which amount relates	Forum where dispute is pending
The Income Tax Act, 1961	Income Tax	0.27	2004-05, 2015-16, 2019-20	Commissioner of Income Tax Appeal
		4.92	2005-06, 2011-12, 2012-13	Income Tax Appellate Tribunal
		0.12	2005-06	High Court
The Central Excise Act, 1944	Excise Duty	0.21	1999-00, 2000-01	Commissioner
		1.06	2000-01, 2001-02, 2002-03, 2003-04	The Honourable High Court
		0.47	2008-09	Assistant Commissioner
The Customs Act, 1962	Custom Duty	2.88*	2012-13	Customs, Excise and Service Tax Appellate Tribunal
The Finance Act 1994	Service Tax	1.80	2004-05 to 2007-08, 2012-13 to 2015-16	Assistant Commissioner
		0.03	2005-06	Commissioner
		1.53	2017-18	Commissioner (Appeal)
		13.68@	2003-04 to 2017-18	Customs, Excise and Service Tax Appellate Tribunal
Gujarat Value Added Tax Act, 2003	Value added tax	3.54#	2006-07, 2007-08	Joint Commissioner (Appeal)
Central Sales Tax, 1956	Central Sales Tax	0.62	2007-08	Joint Commissioner (Appeal)
		0.60	2005-06	Deputy Commissioner
GST Act, 2017	Goods & Service Tax	0.76\$	2017-18	Commissioner (Appeal)
		7.11	2017-18, 2018-19	Additional Commissioner
		0.35	2017-18, 2018-19, 2017-20	Assistant Commissioner

\* Net off ₹ 0.15 crores paid under protest.

# Net off ₹ 0.48 crores paid under protest.

@ Net off ₹ 0.19 crores paid under protest.

\$ Net off ₹ 0.04 crores paid under protest.

- (viii) There were no transactions relating to previously unrecorded income that were surrendered or disclosed as income in the tax assessments under the Income Tax Act, 1961 (43 of 1961) during the year.
- (ix) (a) In our opinion, the Company has not defaulted in the repayment of loans or other borrowings or in the payment of interest thereon to any lender during the year.
- (b) The Company has not been declared willful defaulter by any bank or financial institution or government or any government authority.
- (c) To the best of our knowledge and belief, in our opinion, terms loans availed by the company were, applied by the company during the year for the purpose for which the loans were obtained.
- (d) On an overall examination of the financial statements of the Company, funds raised on short-term basis have, prima facie, not been used during the year for long-term purposes by the Company.
- (e) On an overall examination of the financial statements of the Company, the Company has not taken any funds from any entity or person on account of or to meet the obligations of its subsidiaries, joint ventures and Associate.
- (f) The Company has not raised loans during the year on the pledge of securities held in its subsidiaries, joint ventures and Associate.
- (x) (a) The Company has not raised moneys by way of initial public offer or further public offer (including debt instruments) during the year and hence reporting under clause (x)(a) of the Order is not applicable.
- (b) During the year the Company has not made any preferential allotment or private placement of shares or convertible debentures (fully or partly or optionally) and hence reporting under clause (x)(b) of the Order is not applicable to the Company.
- (xi) (a) To the best of our knowledge, no fraud by the Company and no material fraud on the Company has been noticed or reported during the year.
- (b) To the best of our knowledge, no report under sub-section (12) of section 143 of the Companies Act has been filed in Form ADT-4 as prescribed under rule 13 of Companies (Audit and Auditors) Rules, 2014 with the Central Government, during the year and upto the date of this report.
- (c) We have taken into consideration the whistle blower complaints received by the Company during the year and up to the date of this report and provided to us, when performing our audit.
- (xii) The Company is not a Nidhi Company and hence reporting under clause (xii) of the Order is not applicable.
- (xiii) In our opinion, the Company is in compliance with Section 177 and 188 of the Companies Act, where applicable, for all transactions with the related parties and the details of related party transactions have been disclosed in the financial statements etc. as required by the applicable accounting standards.
- (xiv) (a) In our opinion, the Company has an adequate internal audit system commensurate with the size and the nature of its business.
- (b) We have considered, the internal audit reports issued to the Company during the year and till date, for the period under audit.
- (xv) In our opinion, during the year the Company has not entered into any non-cash transactions with any of its directors or directors of its subsidiary company, associate company or persons connected with such directors and hence provisions of section 192 of the Companies Act, 2013 are not applicable to the Company.
- (xvi) The Company is not required to be registered under section 45-IA of the Reserve Bank of India Act, 1934. Hence, reporting under clause (xvi)(a), (b) and (c) of the Order is not applicable. Further the group does not have any CIC as part of the group and accordingly reporting under clause (xvi)(d) of the order is not applicable.
- (xvii) The Company has not incurred cash losses during the financial year covered by our audit and the immediately preceding financial year.
- (xviii) There has been no resignation of the statutory auditors of the Company during the year.
- (xix) On the basis of the financial ratios, ageing, expected dates of realization of financial assets and payment of financial liabilities, other information accompanying the financial statements and our knowledge of the Board of Directors



and Management plans and based on our examination of the evidence supporting the assumptions, nothing has come to our attention, which causes us to believe that any material uncertainty exists as on the date of the audit report indicating that Company is not capable of meeting its liabilities existing at the date of balance sheet as and when they fall due within a period of one year from the balance sheet date. We, however, state that this is not an assurance as to the future viability of the Company. We further state that our reporting is based on the facts up to the date of the audit report and we neither give any guarantee nor any assurance that all liabilities falling due within a period of one year from the balance sheet date, will get discharged by the Company as and when they fall due.

- (xx) The Company has fully spent the required amount towards Corporate Social Responsibility (CSR) and there are no unspent CSR amount for the year requiring a transfer to

a Fund specified in Schedule VII to the Companies Act or special account in compliance with the provision of sub-section (6) of section 135 of the said Act. Accordingly, reporting under clause (xx) of the Order is not applicable for the year.

**For Deloitte Haskins & Sells LLP**  
Chartered Accountants  
Firm's Registration No. 117366W/W-100018

**Kartikeya Raval**  
Partner  
(Membership No. 106189)  
UDIN: 24106189BKFGUK1544

Place: Ahmedabad  
Date: May 6, 2024

# Standalone Balance Sheet

as at March 31, 2024

		(₹ in Crores)	
Particulars	Notes	As at March 31, 2024	As at March 31, 2023
<b>ASSETS</b>			
<b>Non-Current Assets</b>			
(a) Property, Plant and Equipment	5	2,932.26	2,940.74
(b) Capital work-in-progress	5 (a)	90.26	76.74
(c) Investment Properties	6	191.12	169.18
(d) Intangible Assets	7	14.96	22.53
(e) Intangible Assets Under Development	7 (a)	0.39	1.14
(f) Right of Use Assets	38	58.28	44.24
(g) Financial Assets			
(i) Investments	8 (a)	343.69	386.95
(ii) Loans	8 (c)	0.42	0.51
(iii) Other financial assets	8 (f)	24.93	21.22
(h) Deferred Tax Assets (net)	28	17.64	-
(i) Other Non-Current Assets	9	33.69	22.39
<b>Total Non-Current Assets (A)</b>		<b>3,707.64</b>	<b>3,685.64</b>
<b>Current Assets</b>			
(a) Inventories	10	1,719.26	1,474.23
(b) Financial Assets			
(i) Trade receivables	8 (b)	952.41	853.10
(ii) Cash and cash equivalents	8 (d)	30.25	29.49
(iii) Bank balance other than (ii) above	8 (e)	8.74	8.99
(iv) Loans	8 (c)	80.14	52.34
(v) Other financial assets	8 (f)	17.06	20.20
(c) Current Tax Assets (net)	11	12.81	13.92
(d) Other Current Assets	9	200.51	259.89
<b>Total Current Assets (B)</b>		<b>3,021.18</b>	<b>2,712.16</b>
<b>TOTAL ASSETS (A) + (B)</b>		<b>6,728.82</b>	<b>6,397.80</b>
<b>EQUITY AND LIABILITIES</b>			
<b>Equity</b>			
(a) Equity Share Capital	12	261.63	261.50
(b) Other Equity	13	3,214.74	3,034.86
<b>Total Equity (A)</b>		<b>3,476.37</b>	<b>3,296.36</b>
<b>LIABILITIES</b>			
<b>Non-Current Liabilities</b>			
(a) Financial Liabilities			
(i) Borrowings	14 (a)	249.94	362.91
(ii) Lease Liabilities	38	54.50	46.46
(iii) Other financial liabilities	14 (c)	1.56	0.70
(b) Long-Term Provisions	15	23.90	22.71
(c) Deferred Tax Liabilities (net)	28	-	10.21
(d) Government Grants	16	74.69	72.02
<b>Total Non-Current Liabilities (B)</b>		<b>404.59</b>	<b>515.01</b>
<b>Current liabilities</b>			
(a) Financial Liabilities			
(i) Borrowings	14 (a)	997.83	997.33
(ii) Lease Liabilities	38	17.94	13.45
(iii) Trade payables			
- Total Outstanding dues of Micro Enterprises and Small Enterprises	14 (b)	132.59	61.03
- Total Outstanding dues other than Micro Enterprises and Small Enterprises	14 (b)	1,117.83	1,030.25
(iv) Other financial liabilities	14 (c)	180.22	179.59
(b) Short-Term Provisions	15	11.61	12.17
(c) Government Grants	16	11.54	8.80
(d) Other Current Liabilities	17	378.30	283.81
<b>Total Current Liabilities (C)</b>		<b>2,847.86</b>	<b>2,586.43</b>
<b>TOTAL EQUITY AND LIABILITIES (A) + (B) + (C)</b>		<b>6,728.82</b>	<b>6,397.80</b>

See accompanying notes forming part of the standalone financial statements

In terms of our report attached

**For Deloitte Haskins & Sells LLP**  
Chartered Accountants

**Kartikeya Raval**  
Partner

Place: Ahmedabad  
Date: May 6, 2024

For and on behalf of the Board of Directors of Arvind Limited

**Sanjay S. Lalbhai**  
Chairman & Managing Director  
DIN: 00008329

**Nigam Shah**  
Chief Financial Officer

Place: Ahmedabad  
Date: May 6, 2024

**Jayesh K. Shah**  
Director & Group Chief Financial Officer  
DIN: 00008349

**Krunal Bhatt**  
Company Secretary

# Standalone Statement of Profit and Loss

for the year ended March 31, 2024

		(₹ in Crores)	
Particulars	Notes	Year ended March 31, 2024	Year ended March 31, 2023
<b>I. INCOME</b>			
(a) Revenue from operations	18	7,100.46	7,722.69
(b) Other income	19	53.38	51.41
<b>TOTAL INCOME</b>		<b>7,153.84</b>	<b>7,774.10</b>
<b>II. EXPENSES</b>			
(a) Cost of materials consumed	20	3,299.35	3,917.70
(b) Purchase of stock-in-trade	21	155.62	156.87
(c) Changes in inventories of finished goods, work-in-progress and stock-in-trade	22	(47.00)	87.45
(d) Project expenses		72.25	36.32
(e) Employee benefit expenses	23	822.79	757.11
(f) Finance costs	24	150.82	154.56
(g) Depreciation and amortisation expenses	25	212.77	208.49
(h) Other expenses	26	2,060.79	2,069.93
<b>TOTAL EXPENSES</b>		<b>6,727.39</b>	<b>7,388.43</b>
<b>III. PROFIT BEFORE EXCEPTIONAL ITEMS AND TAX FROM CONTINUING OPERATIONS (I-II)</b>		<b>426.45</b>	<b>385.67</b>
<b>IV. Exceptional items (net of tax)</b>	27	<b>22.40</b>	<b>(28.51)</b>
<b>V. PROFIT BEFORE TAX FROM CONTINUING OPERATIONS (III-IV)</b>		<b>404.05</b>	<b>414.18</b>
<b>VI. Tax expense</b>	28		
(a) Current tax		112.39	90.88
(b) Short provision of earlier years		4.03	9.13
(c) Deferred tax Credit		(17.27)	(37.78)
<b>Total tax expense</b>		<b>99.15</b>	<b>62.23</b>
<b>VII. PROFIT FOR THE YEAR FROM CONTINUING OPERATIONS (V-VI)</b>		<b>304.90</b>	<b>351.95</b>
<b>VIII. LOSS BEFORE TAX FROM DISCONTINUED OPERATIONS</b>	46	-	(7.54)
<b>IX. Tax Credit of Discontinued Operations</b>		-	1.50
<b>X. LOSS FROM DISCONTINUED OPERATIONS AFTER TAX (VIII-IX)</b>		-	(6.04)
<b>XI. PROFIT BEFORE TAX FROM CONTINUING AND DISCONTINUED OPERATIONS (V+VIII)</b>		<b>404.05</b>	<b>406.64</b>
<b>XII. Tax Expense of Continuing and Discontinued Operations (VI-IX)</b>		<b>99.15</b>	<b>60.73</b>
<b>XIII. Profit for the year (XI-XII)</b>		<b>304.90</b>	<b>345.91</b>
<b>XIV. Other Comprehensive Income/(Loss) (net of tax)</b>			
<b>A. Items that will not be reclassified to Profit and Loss</b>			
(i) Equity Instruments through Other Comprehensive Income (FVOCI)		(22.33)	0.13
(ii) Remeasurement gain/(loss) of defined benefit plans		7.81	4.53
(iii) Income tax related to items no. (i) & (ii) above		3.24	(1.14)
<b>Net Other Comprehensive Income/(Loss) not to be reclassified to profit or loss in subsequent periods</b>		<b>(11.28)</b>	<b>3.52</b>
<b>B. Items that will be reclassified to Profit and Loss</b>			
(i) Effective portion of gain/(loss) on cash flow hedges		5.71	(24.29)
(ii) Income tax related to items no. (i) above		(1.43)	6.11
<b>Net Other Comprehensive Income/(Loss) that will be reclassified to profit or loss in subsequent periods</b>		<b>4.28</b>	<b>(18.18)</b>
<b>Total Other Comprehensive Income/(Loss) for the year (net of tax) (XIV) = (A+B)</b>		<b>(7.00)</b>	<b>(14.66)</b>
<b>XV. Total Comprehensive Income for the year (net of tax) (XIII+XIV)</b>		<b>297.90</b>	<b>331.25</b>
<b>XVI. Earning per equity share [nominal value per share ₹ 10]</b>	36		
<b>Continuing Operations :</b>			
- Basic		11.66	13.49
- Diluted		11.65	13.46
<b>Discontinued Operations :</b>			
- Basic		-	(0.23)
- Diluted		-	(0.69)
<b>Continuing and Discontinued Operations :</b>			
- Basic		11.66	13.26
- Diluted		11.65	12.77

See accompanying notes forming part of the standalone financial statements

In terms of our report attached

For and on behalf of the Board of Directors of Arvind Limited

**For Deloitte Haskins & Sells LLP**  
Chartered Accountants

**Sanjay S. Lalbhai**  
Chairman & Managing Director  
DIN: 00008329

**Jayesh K. Shah**  
Director & Group Chief Financial Officer  
DIN: 00008349

**Kartikeya Raval**  
Partner

**Nigam Shah**  
Chief Financial Officer

**Krunal Bhatt**  
Company Secretary

Place: Ahmedabad  
Date: May 6, 2024

Place: Ahmedabad  
Date: May 6, 2024

# Standalone Statement of Cash Flows

for the year ended March 31, 2024

(₹ in Crores)

Particulars	Year ended March 31, 2024	Year ended March 31, 2023
<b>A Cash Flow from Operating activities</b>		
Profit after taxation	304.90	345.91
<b>Adjustments to reconcile profit after tax to net cash flows:</b>		
Depreciation and Amortization expenses	212.77	210.95
Interest Income	(10.57)	(12.70)
Tax Expense	92.34	67.35
Finance Costs	150.82	154.63
Dividend Income	(5.43)	(4.50)
Allowances for doubtful receivables and expected credit loss	2.45	1.04
Sundry Advances Written off	6.94	1.21
Share of (Profit)/Loss from LLP	(0.03)	30.38
Provision for Non moving inventory	34.22	28.99
Foreign Exchange Gain	(1.71)	(5.59)
(Profit)/Loss on Sale of Property, plant and equipment, Investment properties and intangible assets	0.73	(4.09)
Gain on Termination/Transfer of Leases	(0.09)	(0.42)
Excess Provision written back	(0.44)	(0.27)
Share based payment expense	2.51	1.79
Government grant income	(8.83)	(8.91)
Loss/(Gain) of mark to market of derivative financial instruments	-	(0.36)
Provision for impairment of investments and loans	28.56	23.83
Investment written off	0.65	10.18
Loss on Sale of Investments	-	52.53
Financial guarantee commission income	(1.62)	(1.17)
Profit on Sale of Undertaking	-	(152.06)
	503.27	392.81
<b>Operating Cash Flow before Working Capital Changes</b>	808.17	738.72
<b>Adjustments for changes in working capital :</b>		
(Increase) / Decrease in Inventories	(279.25)	500.82
(Increase) / Decrease in trade receivables	(100.16)	211.60
(Increase) / Decrease in other financial assets	(8.68)	7.75
(Increase) / Decrease in other current assets	58.39	122.16
Increase / (Decrease) in trade payables	157.16	(1,020.65)
Increase / (Decrease) in other financial liabilities	9.99	23.80
Increase / (Decrease) in other current liabilities	94.47	59.93
Increase / (Decrease) in provisions	8.46	2.54
<b>Net Changes in Working Capital</b>	(59.62)	(92.05)
<b>Cash Generated from Operations</b>	748.55	646.67
Direct Taxes Paid (Net)	(117.27)	(83.56)
<b>Net Cash Flow from Operating Activities (A)</b>	631.28	563.11
<b>B Cash Flow from Investing Activities</b>		
Purchase of Property, plant and equipment, Investment properties and intangible assets	(233.52)	(181.33)
Proceeds from disposal of Property, plant and equipment, Investment properties and intangible assets	20.09	24.85
Purchase of Investments	(35.74)	(34.76)
Proceeds from disposal of Investments	85.81	108.36
Changes in other bank balances not considered as cash and cash equivalents	0.34	(1.26)
Loans Given (net)	(51.61)	(1.46)
Dividend Received	5.43	4.50
Interest Received	11.55	21.85
<b>Net Cash used in Investing Activities (B)</b>	(197.65)	(59.25)

# Standalone Statement of Cash Flows

for the year ended March 31, 2024 (Contd.)

Particulars	(₹ in Crores)	
	Year ended March 31, 2024	Year ended March 31, 2023
<b>C Cash Flow from Financing Activities</b>		
Proceeds from Issue of Equity Share Capital	0.24	3.28
Dividend Paid	(150.36)	-
Proceeds from long term Borrowings (including current maturities)	217.66	-
Repayment of long term Borrowings (including current maturities)	(461.57)	(287.26)
Proceeds from/(Repayment of) short term Borrowings (net)	129.98	(59.67)
Repayment towards Lease Liabilities	(22.64)	(19.83)
Interest Paid	(146.18)	(147.65)
<b>Net Cash used in Financing Activities (C)</b>	<b>(432.87)</b>	<b>(511.13)</b>
<b>Net Increase/(Decrease) in cash and cash equivalents (A)+(B)+(C)</b>	<b>0.76</b>	<b>(7.27)</b>
<b>Cash and Cash equivalents at the beginning of the year</b>	<b>29.49</b>	<b>36.76</b>
<b>Cash and Cash equivalents at the end of the year</b>	<b>30.25</b>	<b>29.49</b>

## Reconciliation of cash and cash equivalents

Particulars	Year ended March 31, 2024	Year ended March 31, 2023
<b>Cash and cash equivalents :</b>		
Cash on Hand	-	-
Balances with Banks	30.25	29.49
<b>Cash and cash equivalents as per Cash flow Statement</b>	<b>30.25</b>	<b>29.49</b>

See accompanying notes forming part of the financial statements

Disclosure under Para 44A as set out in Ind AS 7 on cash flow statements under Companies (Indian Accounting Standards) Rules, 2015 (as amended)

Particulars of liabilities arising from financing activity	Note No.	As at March 31, 2023	Net cash flows	Non Cash Changes		As at March 31, 2024
				Other changes *	Impact due to IndAS 116	
<b>Borrowings :</b>						
Long term borrowings	14 (a)	621.73	(243.91)	1.46	-	379.28
Short term borrowings	14 (a)	738.51	129.98	-	-	868.49
Interest accrued on borrowings	14 (c)	7.94	(7.94)	4.82	-	4.82
Lease Liabilities	38	59.91	(22.64)	-	35.17	72.44
<b>Total</b>		<b>1,428.09</b>	<b>(144.51)</b>	<b>6.28</b>	<b>35.17</b>	<b>1,325.03</b>

\* The same relates to amount charged in statement of profit and loss.

Notes:

1 The cash flow statement has been prepared under the indirect method as set out in Indian Accounting Standard (Ind AS 7) statement of cash flows.

In terms of our report attached

For and on behalf of the Board of Directors of Arvind Limited

**For Deloitte Haskins & Sells LLP**  
Chartered Accountants

**Sanjay S. Lalbhai**  
Chairman & Managing Director  
DIN: 00008329

**Jayesh K. Shah**  
Director & Group Chief Financial Officer  
DIN: 00008349

**Kartikeya Raval**  
Partner

**Nigam Shah**  
Chief Financial Officer

**Krunal Bhatt**  
Company Secretary

Place: Ahmedabad  
Date: May 6, 2024

Place: Ahmedabad  
Date: May 6, 2024



# Standalone Statement of Changes in Equity

for the year ended March 31, 2024

(₹ in Crores)

## A. Equity share capital

Particulars	Balance at the beginning of the reporting year	Changes in Equity Share Capital during the year	Balance at the end of the reporting year
For the year ended March 31, 2023	260.59	0.91	261.50
For the year ended March 31, 2024	261.50	0.13	261.63

## B. Other equity

Particulars	Reserves and Surplus					Items of Other Comprehensive Income		Total other equity
	Capital Reserve	Share based payment reserve	Capital Redemption Reserve	Securities premium	Amalgamation Reserve	General Reserve	Retained Earnings	
<b>Balance as at April 1, 2022</b>	(29.30)	11.76	69.50	569.21	34.20	85.65	1,997.20	2,750.76
Profit for the year	-	-	-	-	-	-	345.91	345.91
Other comprehensive income for the year	-	-	-	-	-	-	(18.18)	(14.66)
<b>Total Comprehensive income for the year</b>	-	-	-	-	-	-	331.25	331.25
Add: Issue of Shares under Employee Stock Option Scheme	-	1.78	-	2.37	-	-	-	4.15
Add / (Less) : Transfer from share based payment reserve	-	-	-	1.63	-	10.77	-	12.40
Add / (Less) : Transfer to securities premium	-	(1.63)	-	-	-	-	-	(1.63)
Add / (Less) : Transfer to general reserve	-	(10.77)	-	-	-	-	-	(10.77)
Add / (Less) : Loss on sale of Investments (Refer Note 13)	(51.30)	-	-	-	-	-	-	(51.30)
<b>Balance as at March 31, 2023</b>	(80.60)	1.14	69.50	573.21	34.20	96.42	2,346.50	3,034.86
<b>Balance as at April 1, 2023</b>	(80.60)	1.14	69.50	573.21	34.20	96.42	2,346.50	3,034.86
Profit for the year	-	-	-	-	-	-	304.90	304.90
Other comprehensive income for the year	-	-	-	-	-	-	5.85	(7.00)
<b>Total Comprehensive income for the year</b>	-	-	-	-	-	-	310.75	297.90
Add: Issue of Shares under Employee Stock Option Scheme (Refer Note 37)	-	2.51	-	0.11	-	-	-	2.62
Add / (Less) : Transfer from share based payment reserve	-	-	-	1.09	-	-	-	1.09
Add / (Less) : Transfer to securities premium	-	(1.09)	-	-	-	-	-	(1.09)
Add / (Less) : Profit on sale of Investments (Refer Note 13)	29.72	-	-	-	-	-	-	29.72
Less: Dividend Paid during the year	-	-	-	-	-	-	(150.36)	(150.36)
<b>Balance as at March 31, 2024</b>	(50.88)	2.56	69.50	574.41	34.20	96.42	2,506.89	3,214.74

See accompanying notes forming part of the standalone financial statements

In terms of our report attached

For and on behalf of the Board of Directors of Arvind Limited

**For Deloitte Haskins & Sells LLP**  
Chartered Accountants

**Sanjay S. Lalbhai**  
Chairman & Managing Director  
DIN: 00008329

**Jayesh K. Shah**  
Director & Group Chief Financial Officer  
DIN: 00008349

**Kartikaya Raval**  
Partner

**Nigam Shah**  
Chief Financial Officer

**Krunal Bhatt**  
Company Secretary

Place: Ahmedabad  
Date: May 6, 2024

Place: Ahmedabad  
Date: May 6, 2024

# Notes to the Standalone Financial Statements

for the year ended March 31, 2024

## 1. Corporate Information

Arvind Limited ('the Company') is one of India's leading vertically integrated textile company with the presence of almost eight decades in this industry. It is among the largest denim manufacturers in the world. It also manufactures a range of cotton shirting, denim, knits and bottom weights (Khakis) fabrics and Jeans and Shirts Garments. The Company also has the presence in Telecom business directly and through its subsidiaries and joint venture companies. The Company has made foray into Technical Textiles on its own and in joint venture with leading global players.

The Company is a Public Limited Company domiciled in India and incorporated under the provisions of the Companies Act, 2013 ("the Act" erstwhile Companies Act, 1956) applicable in India. Its equity shares are listed on the National Stock Exchange ("NSE") and the BSE Limited. The registered office of the Company is located at Naroda Road, Ahmedabad - 380025.

The financial statements have been considered and approved by the Board of Directors at their meeting held on May 6, 2024.

## 2. Statement of Compliance and Basis of Preparation:

The financial statements have been prepared on a historical cost convention on the accrual basis except for the certain financial assets and liabilities measured at fair value, the provisions of the Companies Act, 2013 to the extent notified ("the Act").

Accounting policies were consistently applied except where a newly issued accounting standard is initially adopted or a revision to an existing accounting standards requires a change in the accounting policy hitherto in use.

These financial statements comprising of Balance Sheet, Statement of Profit and Loss including other comprehensive income, Statement of Changes in Equity and Statement of Cash Flows as at March 31, 2024 have been prepared in accordance with Ind AS as prescribed under Section 133 of the Companies Act, 2013 read with Rule 3 of the Companies (Indian Accounting Standards) Rules, 2015 and Companies (Indian Accounting Standards) Amendment Rules, 2016.

### Rounding of amounts

The financial statements are presented in Indian Rupee ("INR") and all values are rounded to the nearest crore as

per the requirement of Schedule III, except when otherwise indicated. Figures less than ₹ 50,000 which are required to be shown separately, have been shown actual in brackets.

## 3. Summary of Material Accounting Policies

### 3.1. Current versus non-current classification

The Company presents assets and liabilities in the Balance Sheet based on current/non-current classification.

An asset is current when it is:

- Expected to be realised or intended to be sold or consumed in the normal operating cycle;
- Held primarily for the purpose of trading;
- Expected to be realised within twelve months after the reporting period; or
- Cash or cash equivalent unless restricted from being exchanged or used to settle a liability for at least twelve months after the reporting period.

All other assets are classified as non-current.

A liability is current when:

- It is expected to be settled in the normal operating cycle;
- It is held primarily for the purpose of trading;
- It is due to be settled within twelve months after the reporting period; or
- There is no unconditional right to defer the settlement of the liability for at least twelve months after the reporting period.

The Company classifies all other liabilities as non-current.

Deferred tax assets and liabilities are classified as non-current assets and liabilities.

### Operating cycle

For the purpose of current/non-current classification of assets and liabilities, the Company has ascertained its normal operating cycle as twelve months. This is based on the nature of services and the time between the acquisition

# Notes to the Standalone Financial Statements

for the year ended March 31, 2024

of assets or inventories for processing and their realization in cash and cash equivalents.

## 3.2. Use of estimates and judgements

The estimates and judgements used in the preparation of the financial statements are continuously evaluated by the Company and are based on historical experience and various other assumptions and factors (including expectations of future events) that the Company believes to be reasonable under the existing circumstances. Difference between actual results and estimates are recognised in the period in which the results are known / materialised.

Following are significant estimates (For details refer note 4.1)

- Taxes
- Useful life of Property, plant and equipment and Intangible Assets
- Provisions and contingencies
- Defined benefit plans

The said estimates are based on the facts and events, that existed as at the reporting date, or that occurred after that date but provide additional evidence about conditions existing as at the reporting date.

## 3.3. Business Combination under Common Control

A business combination involving entities or businesses under common control is a business combination in which all of the combining entities or businesses are ultimately controlled by the same party or parties both before and after the business combination and the control is not transitory. The transactions between entities under common control are specifically covered by Appendix C of Ind AS 103. Such transactions are accounted for using the pooling-of-interest method. The assets and liabilities of the acquired entity are recognised at their carrying amounts of the parent entity's consolidated financial statements with the exception of certain income tax and deferred tax assets. No adjustments are made to reflect fair values, or recognise any new assets or liabilities. The only adjustments that are made are to harmonise accounting policies. The components of equity of the acquired companies are added to the same components within the Company's equity. The difference, if any, between the amounts recorded as share capital issued plus any additional consideration in the form of cash or other

assets and the amount of share capital of the transferor is transferred to other equity and is presented separately from other capital reserves. The Company's shares issued in consideration for the acquired companies are recognized from the moment the acquired companies are included in these financial statements and the financial statements of the commonly controlled entities would be combined, retrospectively, as if the transaction had occurred at the beginning of the earliest reporting period presented.

## 3.4. Foreign currencies

The Company's functional and presentation currency is Indian Rupee. Transactions in foreign currencies are initially recorded by the Company's functional currency spot rates at the date the transaction first qualifies for recognition.

Monetary assets and liabilities denominated in foreign currencies are translated at the functional currency spot rates of exchange at the reporting date. Differences arising on settlement of such transaction and on translation of monetary assets and liabilities denominated in foreign currencies at year end exchange rate are recognised in profit or loss. They are deferred in equity if they relate to qualifying cash flow hedges.

Non-monetary items that are measured in terms of historical cost in a foreign currency are translated using the exchange rates at the dates of the initial transactions. Non-monetary items measured at fair value in a foreign currency are translated using the exchange rates at the date when the fair value is determined. The gain or loss arising on translation of non-monetary items measured at fair value is treated in line with the recognition of the gain or loss on the change in fair value of the item (i.e., translation differences on items whose fair value gain or loss is recognised in OCI or profit or loss are also recognised in OCI or profit or loss, respectively).

## 3.5. Fair value measurement

Fair value is the price that would be received to sell an asset or paid to transfer a liability in an orderly transaction between market participants at the measurement date. The fair value measurement is based on the presumption that the transaction to sell the asset or transfer the liability takes place either:

- In the principal market for the asset or liability or
- In the absence of a principal market, in the most advantageous market for the asset or liability.

# Notes to the Standalone Financial Statements

for the year ended March 31, 2024

The principal or the most advantageous market must be accessible by the Company.

The fair value of an asset or a liability is measured using the assumptions that market participants would use when pricing the asset or liability, assuming that market participants act in their economic best interest.

A fair value measurement of a non-financial asset takes into account a market participant's ability to generate economic benefits by using the asset in its highest and best use or by selling it to another market participant that would use the asset in its highest and best use.

The Company uses valuation techniques that are appropriate in the circumstances and for which sufficient data are available to measure fair value, maximising the use of relevant observable inputs and minimising the use of unobservable inputs.

All assets and liabilities for which fair value is measured or disclosed in the financial statements are categorised within the fair value hierarchy, described as follows, based on the lowest level input that is significant to the fair value measurement as a whole:

- Level 1 — Quoted (unadjusted) market prices in active markets for identical assets or liabilities.
- Level 2 — Valuation techniques for which the lowest level input that is significant to the fair value measurement is directly or indirectly observable.
- Level 3 — Valuation techniques for which the lowest level input that is significant to the fair value measurement is unobservable.

For assets and liabilities that are recognised in the financial statements on a recurring basis, the Company determines whether transfers have occurred between levels in the hierarchy by re-assessing categorisation (based on the lowest level input that is significant to the fair value measurement as a whole) at the end of each reporting period.

The Company's management determines the policies and procedures for both recurring fair value measurement, such as derivative instruments and for non-recurring measurement, such as asset held for sale.

External valuers are involved for valuation of significant assets, such as properties. Involvement of external valuers is decided upon annually by the management after discussion with and approval by the Company's Audit Committee. Selection criteria include market knowledge, reputation, independence and whether professional standards are maintained. Management decides, after discussions with the Company's external valuers, which valuation techniques and inputs to use for each case.

At each reporting date, management analyses the movements in the values of assets and liabilities which are required to be re-measured or re-assessed as per the Company's accounting policies. For this analysis, management verifies the major inputs applied in the latest valuation by agreeing the information in the valuation computation to contracts and other relevant documents.

Management, in conjunction with the Company's external valuers, also compares the change in the fair value of each asset and liability with relevant external sources to determine whether the change is reasonable on yearly basis.

For the purpose of fair value disclosures, the Company has determined classes of assets and liabilities on the basis of the nature, characteristics and risks of the asset or liability and the level of the fair value hierarchy, as explained above.

This note summarises accounting policy for fair value. Other fair value related disclosures are given in the relevant notes.

- Significant accounting judgements, estimates and assumptions
- Quantitative disclosures of fair value measurement hierarchy
- Property, plant and equipment & Intangible assets measured at fair value on the date of transition
- Investment properties
- Financial instruments (including those carried at amortised cost)

## 3.6. Property, plant and equipment

Property, plant and equipment is stated at cost, net of accumulated depreciation and accumulated impairment losses, if any. Such cost includes the cost of replacing part of

# Notes to the Standalone Financial Statements

for the year ended March 31, 2024

the plant and equipment and borrowing costs for long-term construction projects if the recognition criteria are met. When significant parts of Property, plant and equipment are required to be replaced at intervals, the company recognises such parts as individual assets with specific useful lives and depreciates them accordingly. Likewise, when a major inspection is performed, its cost is recognised in the carrying amount of the plant and equipment as a replacement if the recognition criteria are satisfied. All other repair and maintenance costs are recognised in profit or loss as incurred. The present value of the expected cost for the decommissioning of an asset after its use is included in the cost of the respective asset if the recognition criteria for a provision are met.

The Company adjusts exchange differences arising on translation difference / settlement of long-term foreign currency monetary items outstanding as at March 31, 2016, pertaining to the acquisition of a depreciable asset, to the cost of asset and depreciates the same over the remaining life of the asset.

Borrowing cost relating to acquisition / construction of fixed assets which take substantial period of time to get ready for its intended use are also included to the extent they relate to the period till such assets are ready to be put to use.

Capital work-in-progress comprises cost of fixed assets that are not yet installed and ready for their intended use at the balance sheet date.

## De-recognition

An item of property, plant and equipment is derecognised upon disposal or when no future economic benefits are expected from its use or disposal. Any gain or loss arising on derecognition of the asset (calculated as the difference between the net disposal proceeds and the carrying amount of the asset) is included in the Statement of Profit and Loss when the asset is de-recognised.

## Depreciation

The carrying value of the property, plant and equipment as on April 1, 2014 are depreciated over remaining useful life of the assets based on independent technical evaluation carried out by external valuer.

Depreciation on property, plant and equipment is provided so as to write off the cost of assets less residual values over

their useful lives of the assets, using the straight line method as prescribed under Part C of Schedule II to the Companies Act 2013 except for Plant and Machinery (other than Lab equipment, Power generation plant, Electrical installations, Wind power generation plant and Engineering Equipments which are depreciated as per schedule II of the Companies act, 2013) and Leasehold Improvements.

When parts of an item of property, plant and equipment have different useful life, they are accounted for as separate items (Major Components) and are depreciated over their useful life or over the remaining useful life of the principal assets whichever is less.

Depreciation on Plant and Machinery (other than Lab equipment, Power generation plant, Electrical installations, Wind power generation plant and Engineering Equipments) and Leasehold Improvements are provided on straight-line basis over the useful lives of the assets as estimated by management based on technical assessment of the assets, the estimated usage of the assets, nature of assets, operating condition of the assets, maintenance supports and anticipated technological changes required in the assets. The management estimates the useful lives as follows:

Particulars	Useful Life
Plant and Machinery (other than Lab equipment, Power generation plant, Electrical installations, Wind power generation plant and Engineering Equipments)	10 to 35 Years
Leasehold Improvements	Over the period of agreement

The management believes that the useful life as given above best represent the period over which management expects to use these assets. Hence the useful lives for these assets are different from the useful lives as prescribed under Part C of Schedule II to the Companies Act 2013.

Depreciation for assets purchased/sold during a period is proportionately charged for the period of use.

The residual values, useful lives and methods of depreciation of property, plant and equipment are reviewed at each financial year end and adjusted prospectively, if appropriate.



# Notes to the Standalone Financial Statements

for the year ended March 31, 2024

## 3.7. Leases

The Company assesses at contract inception whether a contract is, or contains, a lease. That is, if the contract conveys the right to control the use of an identified asset for a period of time in exchange for consideration.

### Company as a lessee

The Company applies a single recognition and measurement approach for all leases, except for short-term leases and leases of low-value assets. The Company recognises lease liabilities to make lease payments and right-of-use assets representing the right to use the underlying assets.

#### i) Right of use assets

The Company recognises right-of-use assets at the commencement date of the lease (i.e., the date the underlying asset is available for use). Right-of-use assets are measured at cost, less any accumulated depreciation and impairment losses, and adjusted for any remeasurement of lease liabilities. The cost of right-of-use assets includes the amount of lease liabilities recognised, initial direct costs incurred, and lease payments made at or before the commencement date less any lease incentives received. Right-of-use assets are depreciated on a straight-line basis over the lease term. The right of use assets are also subject to impairment.

#### ii) Lease liabilities

At the commencement date of the lease, the Company recognises lease liabilities measured at the present value of lease payments to be made over the lease term. The lease payments are fixed payments. In calculating the present value of lease payments, the Company uses its incremental borrowing rate at the lease commencement date because the interest rate implicit in the lease is not readily determinable. After the commencement date, the amount of lease liabilities is increased to reflect the accretion of interest and reduced for the lease payments made. In addition, the carrying amount of lease liabilities is remeasured if there is a modification, a change in the lease term, a change in the lease payments (e.g., changes to future payments resulting from a change in an index or rate used to determine such lease payments) or a change in the assessment of an option to purchase the underlying asset.

#### iii) Short-term leases and leases of low-value assets

The Company applies the short-term lease recognition exemption to its short-term leases (i.e., those leases that have a lease term of 12 months or less from the commencement date and do not contain a purchase option). It also applies the lease of low-value assets recognition exemption that are considered to be low value. Lease payments on short-term leases and leases of low-value assets are recognised as expense on a straight-line basis over the lease term.

## 3.8. Borrowing cost

Borrowing cost includes interest expense as per Effective Interest Rate (EIR) and exchange differences arising from foreign currency borrowings to the extent they are regarded as an adjustment to the interest cost.

Borrowing costs directly attributable to the acquisition, construction or production of an asset that necessarily takes a substantial period of time to get ready for its intended use or sale are capitalised as part of the cost of the respective asset. Where funds are borrowed specifically to finance a project, the amount capitalised represents the actual borrowing costs incurred. Where surplus funds are available out of money borrowed specifically to finance a project, the income generated from such current investments is deducted from the total capitalized borrowing cost. Where the funds used to finance a project form part of general borrowings, the amount capitalised is calculated using a weighted average of rates applicable to relevant general borrowings of the company during the year. Capitalisation of borrowing costs is suspended and charged to profit and loss during the extended periods when the active development on the qualifying assets is interrupted.

All other borrowing costs are expensed in the period in which they occur.

## 3.9. Investment properties

Property that is held for long-term rental yields or for capital appreciation or both, and that is not occupied by the Company, is classified as investment property. Investment properties are measured initially at cost, including transaction costs. Subsequent to initial recognition, investment properties are stated at cost less accumulated depreciation and accumulated impairment loss, if any.

# Notes to the Standalone Financial Statements

for the year ended March 31, 2024

The cost includes the cost of replacing parts and borrowing costs for long-term construction projects if the recognition criteria are met. When significant parts of the property are required to be replaced at intervals, the Company depreciates them separately based on their specific useful lives. All other repair and maintenance costs are recognised in profit or loss as incurred.

An investment property is derecognised on disposal or on permanently withdrawal from use or when no future economic benefits are expected from its disposal. Any gain or loss arising on derecognition of the asset (calculated as the difference between the net disposal proceeds and the carrying amount of the asset) is included in the Statement of Profit and Loss when the asset is derecognised.

Transfers are made to (or from) investment property only when there is a change in use. Transfers between investment property, owner-occupied property and inventories are at carrying amount of the property transferred.

Depreciation on Investment property is provided on the straight line method over useful lives of the assets as prescribed under Part C of Schedule II to the Companies Act 2013.

## 3.10. Intangible Assets

Intangible Assets that the Company controls and from which it expects future economic benefits are capitalised upon acquisition and measured initially:

- for assets acquired in a business combination at fair value on the date of acquisition
- for separately acquired assets, at cost comprising the purchase price and directly attributable costs to prepare the asset for its intended use.

Revenue expenditure pertaining to research is charged to the Statement of Profit and Loss. Development costs of products are charged to the Statement of Profit and Loss unless a product's technological and commercial feasibility has been established, in which case such expenditure is capitalised.

Following initial recognition, Intangible assets are carried at cost less accumulated amortisation and accumulated impairment losses, if any. Internally generated intangible

assets, excluding capitalised development costs, are not capitalised and expenditure is recognised in the Statement of Profit and Loss in the period in which expenditure is incurred.

The useful lives of intangible assets are assessed as finite.

Intangible assets with finite lives are amortised over their useful economic lives and assessed for impairment whenever there is an indication that the intangible asset may be impaired. The amortisation period and the amortisation method for an intangible asset with a finite useful life are reviewed at least at the end of each reporting period. Changes in the expected useful life or the expected pattern of consumption of future economic benefits embodied in the asset are considered to modify the amortisation period or method, as appropriate, and are treated as changes in accounting estimates. The amortisation expense on intangible assets with finite lives is recognised in the Statement of Profit and Loss.

Gains or losses arising from derecognition of an intangible asset are measured as the difference between the net disposal proceeds and the carrying amount of the asset and are recognised in the Statement of Profit and Loss when the asset is derecognised.

## Amortisation

Software is amortized over management estimate of its useful life of 5 years or License Period whichever is lower and Patent/Knowhow is amortized over its useful validity period. Website is amortized over 5 years.

## 3.11. Inventories

Inventories of Raw material, Work-in-progress, Finished goods and Stock-in-trade are valued at the lower of cost and net realisable value. However, Raw material and other items held for use in the production of inventories are not written down below cost if the finished products in which they will be incorporated are expected to be sold at or above cost.

Costs incurred in bringing each product to its present location and condition are accounted for as follows:

- **Raw materials and accessories:** cost includes cost of purchase and other costs incurred in bringing the inventories to their present location and condition. Cost is determined on weighted average basis.

# Notes to the Standalone Financial Statements

for the year ended March 31, 2024

- **Finished goods and work in progress:** cost includes cost of direct materials and labour and a proportion of manufacturing overheads based on the normal operating capacity, but excluding borrowing costs. Cost is determined on weighted average basis.
- **Traded goods:** cost includes cost of purchase and other costs incurred in bringing the inventories to their present location and condition. Cost is determined on weighted average basis.

All other inventories of stores, consumables, project material at site are valued at cost. The stock of waste is valued at net realisable value.

Net realisable value is the estimated selling price in the ordinary course of business, less estimated costs of completion and the estimated costs necessary to make the sale.

## 3.12. Impairment of non-financial assets

The Company assesses at each reporting date whether there is an indication that an asset may be impaired. If any indication exists, or when annual impairment testing for an asset is required, the Company estimates the asset's recoverable amount. An asset's recoverable amount is the higher of an asset's or cash-generating unit's (CGU) fair value less costs to sell and its value in use. It is determined for an individual asset, unless the asset does not generate cash inflows that are largely independent of those from other assets of the Company. When the carrying amount of an asset or CGU exceeds its recoverable amount, the asset is considered impaired and is written down to its recoverable amount.

In assessing value in use, the estimated future cash flows are discounted to their present value using a pre-tax discount rate that reflects current market assessments of the time value of money and the risks specific to the asset. In determining fair value less costs to sell, recent market transactions are taken into account, if available. If no such transactions can be identified, an appropriate valuation model is used. These calculations are corroborated by valuation multiples, quoted share prices for publicly traded subsidiaries or other available fair value indicators.

The Company bases its impairment calculation on detailed budgets and forecasts which are prepared separately for each of the Company's CGU to which the individual assets

are allocated. These budgets and forecast calculations are generally covering a period of five years. For longer periods, a long-term growth rate is calculated and applied to project future cash flows after the fifth year.

Impairment losses, including impairment on inventories, are recognised in the Statement of Profit and Loss in those expense categories consistent with the function of the impaired asset, except for a property previously revalued where the revaluation was taken to other comprehensive income. In this case, the impairment is also recognised in other comprehensive income up to the amount of any previous revaluation.

For assets excluding goodwill, an assessment is made at each reporting date as to whether there is any indication that previously recognised impairment losses may no longer exist or may have decreased. If such indication exists, the Company estimates the asset's or CGU's recoverable amount. A previously recognised impairment loss is reversed only if there has been a change in the assumptions used to determine the asset's recoverable amount since the last impairment loss was recognised. The reversal is limited so that the carrying amount of the asset does not exceed its recoverable amount, nor exceed the carrying amount that would have been determined, net of depreciation, had no impairment loss been recognised for the asset in prior years. Such reversal is recognised in the Statement of Profit and Loss unless the asset is carried at a revalued amount, in which case the reversal is treated as a revaluation increase.

## 3.13. Revenue Recognition

Revenue from contracts with customers is recognised on transfer of control of promised goods or services to a customer at an amount that reflects the consideration to which the Company is expected to be entitled to in exchange for those goods or services. Revenue towards satisfaction of a performance obligation is measured at the amount of transaction price (net of variable consideration) allocated to that performance obligation. The transaction price of goods sold and services rendered is net of variable consideration on account of various discounts and schemes offered by the Company as part of the contract. This variable consideration is estimated base on the expected value of outflow. Revenue (net of variable consideration) is recognised only to the extent that it is highly probable that the amount will not be subject to significant reversal when uncertainty relating to its recognition is resolved.

# Notes to the Standalone Financial Statements

for the year ended March 31, 2024

Revenue from sale of products is recognised when the control on the goods have been transferred to the customer. The performance obligation in case of sale of product is satisfied at a point in time i.e., when the material is shipped to the customer or on delivery to the customer, as may be specified in the contract.

Revenue from real estate development of residential unit is recognised at the point in time, when the control of the asset is transferred to the customer.

## Export Incentive

Export incentives under various schemes notified by government are accounted for in the year of exports based on eligibility and when there is no uncertainty in receiving the same.

## Interest Income

Interest income from debt instruments are recorded using the effective interest rate (EIR) and accrued on timely basis. The EIR is the rate that exactly discounts the estimated future cash receipts over the expected life of the financial instrument or a shorter period, where appropriate, to the net carrying amount of the financial asset. When calculating the effective interest rate, the Company estimates the expected cash flows by considering all the contractual terms of the financial instrument (for example, prepayment, extension, call and similar options) but does not consider the expected credit losses. Interest income is included in other income in the statement of profit or loss.

### 3.14. Financial instruments – initial recognition and subsequent measurement

Financial assets and financial liabilities are recognised when a Company becomes a party to the contractual provisions of the instruments. For recognition and measurement of financial assets and financial liabilities, refer policy as mentioned below:

#### Initial recognition of financial assets and financial liabilities:

Financial assets and financial liabilities are initially measured at fair value. Transaction costs that are directly attributable to the acquisition or issue of financial assets and financial liabilities (other than financial assets and financial liabilities at fair value through profit or loss) are added to or deducted from the fair value of the financial

assets or financial liabilities, as appropriate, on initial recognition. Transaction costs directly attributable to the acquisition of financial assets or financial liabilities at fair value through profit or loss are recognised immediately in profit or loss.

#### Subsequent measurement of financial assets:

For purposes of subsequent measurement, financial assets are classified in four categories:

- (a) Financial assets at amortised cost
- (b) Financial assets at fair value through other comprehensive income (FVTOCI)
- (c) Financial assets at fair value through profit or loss (FVTPL)
- (d) Equity instruments measured at fair value through other comprehensive income (FVTOCI)

#### (a) Financial assets at amortised cost:

A financial asset is measured at amortised cost if the financial asset is held within a business model whose objective is to hold financial assets in order to collect contractual cash flows, and the contractual terms of the financial asset give rise on specified dates to cash flows that are solely payments of principal and interest (SPPI) on the principal amount outstanding.

This category is the most relevant to the Company. After initial measurement, such financial assets are subsequently measured at amortised cost using the effective interest rate (EIR) method. Amortised cost is calculated by taking into account any discount or premium on acquisition and fees or costs that are an integral part of the EIR. The EIR amortisation is included in finance income in the profit or loss.

#### (b) Financial assets at fair value through other comprehensive income

A financial asset is measured at fair value through other comprehensive income if the financial asset is held within a business model whose objective is achieved by both collecting contractual cash flows and selling financial assets, and the contractual terms of the financial asset give rise on specified dates to cash flows that are solely payments of principal and interest (SPPI) on the principal amount outstanding.

# Notes to the Standalone Financial Statements

for the year ended March 31, 2024

Financial assets included within the FVTOCI category are measured at each reporting date at fair value. Fair value movements are recognized in the other comprehensive income (OCI). However, the Company recognizes interest income, impairment losses & reversals and foreign exchange gain or loss in the Statement of Profit and Loss. On derecognition of the asset, cumulative gain or loss previously recognised in OCI is reclassified from the equity to P&L. Interest earned whilst holding FVTOCI financial asset is reported as interest income using the EIR method.

**(c) Financial assets at fair value through profit or loss**

Financial assets are measured at fair value through profit or loss unless it is measured at amortised cost or at fair value through other comprehensive income on initial recognition. The transaction costs directly attributable of financial assets at fair value through profit or loss are immediately recognised profit or loss.

The Company may elect to designate a financial asset, which otherwise meets amortized cost or fair value through other comprehensive income criteria, as at fair value through profit or loss. However, such election is allowed only if doing so reduces or eliminates a measurement or recognition inconsistency (referred to as 'accounting mismatch'). The Company has not designated any debt instrument as at FVTPL.

**(d) Equity instruments:**

All equity investments in scope of Ind AS 109 other than Investment in subsidiaries, Joint Ventures and Associates are measured at fair value. Equity instruments which are held for trading, are classified as at FVTPL. For all other equity instruments, the Company may make an irrevocable election to present in other comprehensive income subsequent changes in the fair value. The Company makes such election on an instrument-by-instrument basis. The classification is made on initial recognition and is irrevocable.

Equity Investment in subsidiaries, Joint Ventures and Associates are measured at cost as per Ind AS 27 – Separate Financial Statements.

If the Company decides to classify an equity instrument as at FVTOCI, then all fair value changes on the instrument, excluding dividends, are recognized

in the OCI. There is no recycling of the amounts from OCI to Statement of Profit and Loss, even on sale of investment. However, the Company may transfer the cumulative gain or loss within equity.

**Impairment of financial assets**

The Company assesses at each reporting date whether a financial asset (or a group of financial assets) such as investments, trade receivables, advances and security deposits held at amortised cost and financial assets that are measured at fair value through other comprehensive income are tested for impairment based on evidence or information that is available without undue cost or effort. Expected credit losses (ECL) are assessed and loss allowances recognised if the credit quality of the financial asset has deteriorated significantly since initial recognition.

Loss allowance for trade receivables with no significant financing component is measured at an amount equal to lifetime ECL. For all other financial assets, ECL are measured at an amount equal to the 12 months ECL, unless there has been significant increase in credit risk from initial recognition in which case these are measured at lifetime ECL. The amount of expected credit losses (or reversal) that is required to adjust the loss allowance at the reporting date to the amount that is required to be recognised as an impairment gain or loss in Statement of Profit and Loss.

**Derecognition of financial assets**

Financial assets are derecognised when the right to receive cash flows from the assets has expired, or has been transferred, and the Company has transferred substantially all of the risks and rewards of ownership.

Concomitantly, if the asset is one that is measured at:

- (a) amortised cost, the gain or loss is recognised in the Statement of Profit and Loss;
- (b) fair value through other comprehensive income, the cumulative fair value adjustments previously taken to reserves are reclassified to the Statement of Profit and Loss unless the asset represents an equity investment in which case the cumulative fair value adjustments previously taken to reserves is reclassified within equity.



# Notes to the Standalone Financial Statements

for the year ended March 31, 2024

## Reclassification

When and only when the business model is changed, the Company shall reclassify all affected financial assets prospectively from the reclassification date as subsequently measured at amortised cost, fair value through other comprehensive income, fair value through profit or loss without restating the previously recognised gains, losses or interest and in terms of the reclassification principles laid down in the Ind AS relating to Financial Instruments.

## Financial liabilities and equity instruments

### Classification as debt or equity

Debt and equity instruments issued by a Company are classified as either financial liabilities or as equity in accordance with the substance of the contractual arrangements and the definitions of a financial liability and an equity instrument.

### Financial liabilities

All financial liabilities are subsequently measured at amortised cost using the effective interest method.

### Financial liabilities at fair value through profit or loss

Financial liabilities at fair value through profit or loss include financial liabilities held for trading and financial liabilities designated upon initial recognition as at fair value through profit or loss. Financial liabilities are classified as held for trading if they are incurred for the purpose of repurchasing in the near term. This category also includes derivative financial instruments entered into by the Company that are not designated as hedging instruments in hedge relationships as defined by Ind AS 109.

Gains or losses on liabilities held for trading are recognised in the profit or loss.

Financial liabilities designated upon initial recognition at fair value through profit or loss are designated at the initial date of recognition, and only if the criteria in Ind-AS 109 are satisfied. For liabilities designated as FVTPL, fair value gains/ losses attributable to changes in own credit risks are recognized in OCI. These gains/ loss are not subsequently transferred to Statement of Profit or Loss. However, the Company may transfer the cumulative gain or loss within equity. All other changes in fair value of such liability are recognised in the statement of profit or loss. The Company has

not designated any financial liability as at fair value through profit and loss.

## Equity instruments

An equity instrument is any contract that evidences a residual interest in the assets of an entity after deducting all of its liabilities. Equity instruments issued by a Company are recognised at the proceeds received, net of direct issue costs.

## Financial guarantee contracts

A financial guarantee contract is a contract that requires the issuer to make specified payments to reimburse the holder for a loss it incurs because a specified debtor fails to make payments when due in accordance with the terms of a debt instrument.

Financial guarantee contracts issued by a Company are initially measured at their fair values and, if not designated as at FVTPL, are subsequently measured at the higher of:

- the amount of loss allowance determined in accordance with impairment requirements of Ind AS 109; and
- the amount initially recognised less, when appropriate, the cumulative amount of income recognised in accordance with the principles of Ind AS 18.

## Derecognition of financial liabilities

The Company derecognises financial liabilities when, and only when, the Company's obligations are discharged, cancelled or have expired. An exchange with a lender of debt instruments with substantially different terms is accounted for as an extinguishment of the original financial liability and the recognition of a new financial liability.

Similarly, a substantial modification of the terms of an existing financial liability (whether or not attributable to the financial difficulty of the debtor) is accounted for as an extinguishment of the original financial liability and the recognition of a new financial liability. The difference between the carrying amount of the financial liability derecognised and the consideration paid and payable is recognised in profit or loss.

# Notes to the Standalone Financial Statements

for the year ended March 31, 2024

## Offsetting Financial Instruments

Financial assets and liabilities are offset and the net amount is reported in the balance sheet where there is a legally enforceable right to offset the recognised amounts and there is an intention to settle on a net basis or realise the asset and settle the liability simultaneously. The legally enforceable right must not be contingent on future events and must be enforceable in the normal course of business and in the event of default, insolvency or bankruptcy of the Company or the counterparty.

## Derivatives and Hedge Accounting

Derivatives are initially recognised at fair value and are subsequently re-measured to their fair value at the end of each reporting period. The resulting gains / losses is recognised in the Statement of Profit and Loss immediately unless the derivative is designated and effective as a hedging instrument, in which event the timing of recognition in profit or loss / inclusion in the initial cost of non-financial asset depends on the nature of the hedging relationship and the nature of the hedged item.

The Company complies with the principles of hedge accounting where derivative contracts are designated as hedge instruments. At the inception of the hedge relationship, the Company documents the relationship between the hedge instrument and the hedged item, along with the risk management objectives and its strategy for undertaking hedge transaction, which can be a fair value hedge or a cash flow hedge.

### (i) Fair value hedges

Changes in fair value of the designated portion of derivatives that qualify as fair value hedges are recognised in profit or loss immediately, together with any changes in the fair value of the hedged asset or liability that are attributable to the hedged risk. The change in the fair value of the designated portion of hedging instrument and the change in fair value of the hedged item attributable to the hedged risk are recognised in the Statement of Profit and Loss in the line item relating to the hedged item.

Hedge accounting is discontinued when the hedging instrument expires or is sold, terminated, or exercised, or when it no longer qualifies for hedge accounting. The fair value adjustment to the carrying amount of the hedged item arising

from the hedged risk is amortised to profit or loss from that date.

### (ii) Cash flow hedges

The effective portion of changes in the fair value of derivatives that are designated and qualify as cash flow hedges is recognised in the other comprehensive income and accumulated as 'Cash Flow Hedging Reserve'. The gains / losses relating to the ineffective portion is recognised in the Statement of Profit and Loss.

Amounts previously recognised and accumulated in other comprehensive income are reclassified to profit or loss when the hedged item affects the Statement of Profit and Loss. However, when the hedged item results in the recognition of a non-financial asset, such gains / losses are transferred from equity (but not as reclassification adjustment) and included in the initial measurement cost of the non-financial asset.

Hedge accounting is discontinued when the hedging instrument expires or is sold, terminated, or exercised, or when it no longer qualifies for hedge accounting. Any gains/losses recognised in other comprehensive income and accumulated in equity at that time remains in equity and is reclassified when the underlying transaction is ultimately recognised. When an underlying transaction is no longer expected to occur, the gains / losses accumulated in equity is recognised immediately in the Statement of Profit and Loss.

## 3.15. Cash and cash equivalent

Cash and cash equivalent in the balance sheet includes cash on hand, at banks and short-term deposits with a maturity of three months or less, which are subject to an insignificant risk of changes in value.

For the purpose of the cash flows statement, cash and cash equivalents includes cash, short-term deposits, as defined above, other short-term and highly liquid investments with original maturities of three months or less that are readily convertible to known amounts of cash and which are subject to an insignificant risk of changes in value adjusted for outstanding bank overdrafts as they are considered an integral part of the Company's cash management. Bank Overdrafts are shown within Borrowings in current liabilities in the balance sheet.

# Notes to the Standalone Financial Statements

for the year ended March 31, 2024

## 3.16. Government Grants

Government grants are recognised where there is reasonable assurance that the grant will be received and all attached conditions will be complied with. When the grant relates to an expense item, it is recognised in Statement of Profit or Loss on a systematic basis over the periods that the related costs, for which it is intended to compensate, are expensed. When the grant relates to an asset, it is recognised as income in equal amounts over the expected useful life of the related asset.

When the Company receives grants of non-monetary assets, the asset and the grant are recorded at fair value amounts and released to profit or loss over the expected useful life in a pattern of consumption of the benefit of the underlying asset by equal annual installments.

## 3.17. Taxes

Tax expense comprises of current income tax and deferred tax.

### Current income tax:

The tax currently payable is based on taxable profit for the year. Taxable profit differs from 'profit before tax' as reported in the statement of profit and loss because of items of income or expense that are taxable or deductible in other years and items that are never taxable or deductible. The tax rates and tax laws used to compute the amount are those that are enacted or substantively enacted at the reporting date. Management periodically evaluates positions taken in the tax returns with respect to situations in which applicable tax regulations are subject to interpretation and establishes provisions where appropriate.

Current income tax assets and liabilities are measured at the amount expected to be recovered from or paid to the taxation authorities. Management periodically evaluates positions taken in the tax returns with respect to situations in which applicable tax regulations are subject to interpretation and establishes provisions where appropriate.

Current tax is recognised in the Statement of Profit and Loss, except to the extent that it relates to items recognised in other comprehensive income or directly in equity. In this case, the tax is also recognised in other comprehensive income or directly in equity, respectively.

### Deferred tax

Deferred tax is provided using the liability method on temporary differences between the tax bases of assets and

liabilities and their carrying amounts for financial reporting purposes at the reporting date.

Deferred tax liabilities are recognised for all taxable temporary differences, except:

- When the deferred tax liability arises from the initial recognition of goodwill or an asset or liability in a transaction that is not a business combination and, at the time of the transaction, affects neither the accounting profit nor taxable profit or loss;
- In respect of taxable temporary differences associated with investments in subsidiaries and interests in joint arrangements, when the timing of the reversal of the temporary differences can be controlled and it is probable that the temporary differences will not reverse in the foreseeable future.

Deferred tax assets are recognised for all deductible temporary differences, the carry forward of unused tax credits and any unused tax losses. Deferred tax assets are recognised to the extent that it is probable that taxable profit will be available against which the deductible temporary differences, and the carry forward of unused tax credits and unused tax losses can be utilised, except:

- When the deferred tax asset relating to the deductible temporary difference arises from the initial recognition of an asset or liability in a transaction that is not a business combination and, at the time of the transaction, affects neither the accounting profit nor taxable profit or loss;
- In respect of deductible temporary differences associated with investments in subsidiaries, associates and interests in joint arrangements, deferred tax assets are recognised only to the extent that it is probable that the temporary differences will reverse in the foreseeable future and taxable profit will be available against which the temporary differences can be utilised.

The carrying amount of deferred tax assets is reviewed at each reporting date and reduced to the extent that it is no longer probable that sufficient taxable profit will be available to allow all or part of the deferred tax asset to be utilised. Unrecognised deferred tax assets are re-assessed at each reporting date and are recognised to the extent that it has become probable that future taxable profits will allow the deferred tax asset to be recovered.

# Notes to the Standalone Financial Statements

for the year ended March 31, 2024

Deferred tax assets and liabilities are measured at the tax rates that are expected to apply in the year when the asset is realised or the liability is settled, based on tax rates (and tax laws) that have been enacted or substantively enacted at the reporting date.

Deferred tax is recognised in the Statement of Profit and Loss, except to the extent that it relates to items recognised in other comprehensive income or directly in equity. In this case, the tax is also recognised in other comprehensive income or directly in equity, respectively.

Deferred tax assets and deferred tax liabilities are offset if a legally enforceable right exists to set off current tax assets against current tax liabilities and the deferred taxes relate to the same taxable entity and the same taxation authority.

## 3.18. Employee Benefits

### (a) Short Term Employee Benefits

All employee benefits payable within twelve months of rendering the service are classified as short term benefits. Such benefits include salaries, wages, bonus, short term compensated absences, awards, ex-gratia, performance pay etc. and the same are recognised in the period in which the employee renders the related service.

### (b) Post-Employment Benefits

#### (i) Defined contribution plan

The Company's approved provident fund scheme, superannuation fund scheme, employees' state insurance fund scheme and Employees' pension scheme are defined contribution plans. The Company has no obligation, other than the contribution paid/payable under such schemes. The contribution paid/payable under the schemes is recognised during the period in which the employee renders the related service.

#### (ii) Defined benefit plan

The employee's Gratuity fund scheme and Compensatory Pension Scheme are Company's defined benefit plans.

#### Gratuity fund scheme and Compensatory Pension Scheme

The present value of the obligation under Defined benefit schemes is determined based on the actuarial valuation using the Projected Unit Credit Method as at the date of the Balance

sheet. In case of funded plans, the fair value of plan asset is reduced from the gross obligation under the defined benefit plans, to recognise the obligation on the net basis.

### (c) Other long term employment benefits

The employee's long term compensated absences are Company's defined benefit plans. The present value of the obligation is determined based on the actuarial valuation using the Projected Unit Credit Method as at the date of the Balance sheet. In case of funded plans, the fair value of plan asset is reduced from the gross obligation, to recognise the obligation on the net basis.

### (d) Termination Benefits

Termination benefits such as compensation under voluntary retirement scheme are recognised in the year in which termination benefits become payable.

## 3.19. Share-based payments

Employees (including senior executives) of the Company receive remuneration in the form of share-based payments, whereby employees render services as consideration for equity instruments (equity-settled transactions).

### Equity-settled transactions

The cost of equity-settled transactions is determined by the fair value at the date when the grant is made using an appropriate valuation model.

That cost is recognised, together with a corresponding increase in share-based payment (SBP) reserves in equity, over the period in which the performance and/or service conditions are fulfilled in employee benefits expense. The cumulative expense recognised for equity-settled transactions at each reporting date until the vesting date reflects the extent to which the vesting period has expired and the Company's best estimate of the number of equity instruments that will ultimately vest. The statement of profit and loss expense or credit for a period represents the movement in cumulative expense recognised as at the beginning and end of that period and is recognised in employee benefits expense.

Service and non-market performance conditions are not taken into account when determining the grant date fair value of awards, but the likelihood of the conditions being met is assessed as part of the Company's best estimate of the number of equity instruments that will ultimately vest. Market performance conditions are reflected within

# Notes to the Standalone Financial Statements

for the year ended March 31, 2024

the grant date fair value. Any other conditions attached to an award, but without an associated service requirement, are considered to be non-vesting conditions. Non-vesting conditions are reflected in the fair value of an award and lead to an immediate expensing of an award unless there are also service and/or performance conditions.

No expense is recognised for awards that do not ultimately vest because non-market performance and/or service conditions have not been met. Where awards include a market or non-vesting condition, the transactions are treated as vested irrespective of whether the market or non-vesting condition is satisfied, provided that all other performance and/or service conditions are satisfied.

When the terms of an equity-settled award are modified, the minimum expense recognised is the expense had the terms had not been modified, if the original terms of the award are met. An additional expense is recognised for any modification that increases the total fair value of the share-based payment transaction, or is otherwise beneficial to the employee as measured at the date of modification. Where an award is cancelled by the entity or by the counterparty, any remaining element of the fair value of the award is expensed immediately through profit or loss.

The dilutive effect of outstanding options is reflected as additional share dilution in the computation of diluted earnings per share.

## 3.20. Earnings per share (EPS)

Basic EPS is computed by dividing the net profit / loss for the year attributable to ordinary equity holders of the Company by the weighted average number of ordinary shares outstanding during the year.

Diluted EPS is computed by dividing the net profit / loss attributable to ordinary equity holders of the Company by the weighted average number of ordinary shares outstanding during the year adjusted for the weighted average number of ordinary shares that would be issued on conversion of all the dilutive potential ordinary shares into ordinary shares.

The dilutive potential equity shares are adjusted for the proceeds receivable had the equity shares been actually issued at fair value (i.e. the average market value of the outstanding equity shares). Dilutive potential equity shares are deemed converted as of the beginning of the period, unless issued at a later date. Dilutive potential equity shares are determined independently for each period presented.

The number of equity shares and potentially dilutive equity shares are adjusted retrospectively for all periods presented for any share splits and bonus shares issues including for changes effected prior to the approval of the standalone financial statements by the Board of Directors.

## 3.21. Dividend

The Company recognises a liability (including tax thereon) to make cash or non-cash distributions to equity shareholders of the Company when the distribution is authorised and the distribution is no longer at the discretion of the Company.

Non-cash distributions are measured at the fair value of the assets to be distributed with fair value re-measurement recognised directly in equity.

Upon distribution of non-cash assets, any difference between the carrying amount of the liability and the carrying amount of the assets distributed is recognised in the Statement of Profit and Loss.

## 3.22. Provisions and Contingencies

Provisions are recognised when the Company has a present obligation (legal or constructive) as a result of a past event, and it is probable that an outflow of resources embodying economic benefits will be required to settle the obligation and a reliable estimate can be made of the amount of the obligation.

The amount recognised as a provision is the best estimate of the consideration required to settle the present obligation at the end of the reporting period, taking into account the risks and uncertainties surrounding the obligation.

When the Company expects some or all of a provision to be reimbursed from third parties, for example, under an insurance contract, the reimbursement is recognised as a separate asset, but only when the reimbursement is virtually certain that reimbursement will be received and the amount of the receivable can be measured reliably. The expense relating to a provision is presented in the statement of profit or loss net of any reimbursement.

If the effect of the time value of money is material, provisions are discounted using a current pre-tax rate that reflects, when appropriate, the risks specific to the liability. When discounting is used, the increase in the provision due to the passage of time is recognised as a finance cost.



# Notes to the Standalone Financial Statements

for the year ended March 31, 2024

A contingent liability is a possible obligation that arises from past events whose existence will be confirmed by the occurrence or non-occurrence of one or more uncertain future events beyond the control of the Company or a present obligation that is not recognised because it is not probable that an outflow of resources will be required to settle the obligation. A contingent liability also arises in extremely rare cases where there is a liability that cannot be recognised because it cannot be measured reliably. The Company does not recognize a contingent liability but discloses its existence in the financial statements. Contingent assets are not recognised but disclosed in the financial statements when an inflow of economic benefits is probable.

## 3.23. Segment Reporting

Operating segments are reported in a manner consistent with the internal reporting provided to the chief operating decision maker.

## 4. Critical accounting estimates and assumptions

The preparation of the Company's financial statements requires management to make judgements, estimates and assumptions that affect the reported amounts of revenues, expenses, assets and liabilities, and the accompanying disclosures, and the disclosure of contingent liabilities. Uncertainty about these assumptions and estimates could result in outcomes that require a material adjustment to the carrying amount of assets or liabilities affected in future periods.

### 4.1. Estimates and assumption

#### (a) Taxes

The Company has taxable temporary difference and tax planning opportunities available that could partly support the recognition of these credits as deferred tax assets. On this basis, the Company has determined that it can recognise deferred tax assets on the tax credits carried forward.

Further details on taxes are disclosed in note 28.

#### (b) Useful life of Property, plant and equipment and Intangible Assets

Property, plant and equipment represent a significant proportion of the asset base of the Company. The depreciation charge with respect to such assets is derived based on the estimated useful life of the asset and its residual value. The useful life and residual

value of an asset is reviewed at the end of each reporting period.

#### (c) Provisions and contingencies

The assessments undertaken in recognising provisions and contingencies have been made in accordance with the applicable Ind AS. A provision is recognized if, as a result of a past event, the Company has a present legal or constructive obligation that can be estimated reliably, and it is probable that an outflow of economic benefits will be required to settle the obligation. Where the effect of time value of money is material, provisions are determined by discounting the expected future cash flows.

The Company has significant capital commitments in relation to various capital projects which are not recognized on the balance sheet. In the normal course of business, contingent liabilities may arise from litigation and other claims against the Company. Guarantees are also provided in the normal course of business. There are certain obligations which management has concluded, based on all available facts and circumstances, are not probable of payment or are very difficult to quantify reliably, and such obligations are treated as contingent liabilities and disclosed in the notes but are not reflected as liabilities in the financial statements. Although there can be no assurance regarding the final outcome of the legal proceedings in which the Company involved, it is not expected that such contingencies will have a material effect on its financial position or profitability (Refer note 15 and 30).

#### (d) Defined benefit plans

The determination of Company's liability towards defined benefit obligation to employees is made through independent actuarial valuation including determination of amounts to be recognised in the Statement of Profit and Loss and in other comprehensive income. Such valuation depend upon assumptions determined after taking into account inflation, seniority, promotion and other relevant factors such as supply and demand factors in the employment market. Information about such valuation is provided in notes to the financial statements.

Further details about defined benefit obligations are provided in note 34.

# Notes to the Standalone Financial Statements

for the year ended March 31, 2024

(₹ in Crores)

## Note 5 : Property, plant and equipment

Particulars	Freehold land	Leasehold land	Building	Plant & Machinery	Furniture & fixture	Vehicles	Leasehold Improvements	Office Equipment	Computer, server & network	Total
<b>Gross Carrying Amount</b>										
<b>As at April 1, 2022</b>	<b>987.80</b>	<b>182.66</b>	<b>621.85</b>	<b>2,076.03</b>	<b>80.25</b>	<b>51.48</b>	<b>28.74</b>	<b>34.55</b>	<b>46.57</b>	<b>4,109.93</b>
Additions	1.44	-	3.17	147.34	1.50	16.79	0.53	1.36	3.39	175.52
Transfer from Investment Properties (Refer note 6)	-	-	0.52	-	-	-	-	-	-	0.52
Deletion due to Slump Sale (Refer note 46)	-	-	-	-	0.49	0.09	0.06	1.39	5.14	7.17
Deductions	-	-	1.27	21.53	3.97	6.13	-	0.13	0.06	33.09
<b>As at March 31, 2023</b>	<b>989.24</b>	<b>182.66</b>	<b>624.27</b>	<b>2,201.84</b>	<b>77.29</b>	<b>62.05</b>	<b>29.21</b>	<b>34.39</b>	<b>44.76</b>	<b>4,245.71</b>
Additions	1.94	0.01	27.64	159.47	3.67	20.28	-	3.08	5.62	221.71
Transfer to Investment Properties (Refer note 6)	20.56	-	3.84	-	-	-	-	-	-	24.40
Deductions	8.26	-	0.68	14.87	0.38	10.36	0.01	0.05	1.58	36.19
<b>As at March 31, 2024</b>	<b>962.36</b>	<b>182.67</b>	<b>647.39</b>	<b>2,346.44</b>	<b>80.58</b>	<b>71.97</b>	<b>29.20</b>	<b>37.42</b>	<b>48.80</b>	<b>4,406.83</b>
<b>Accumulated Depreciation and Impairment</b>										
<b>As at April 1, 2022</b>	-	-	<b>162.53</b>	<b>824.07</b>	<b>44.88</b>	<b>20.79</b>	<b>26.44</b>	<b>28.13</b>	<b>36.16</b>	<b>1,143.00</b>
Depreciation for the year	-	-	26.23	139.75	6.73	5.96	0.47	2.05	2.98	184.17
Transfer from Investment Properties (Refer note 6)	-	-	0.09	-	-	-	-	-	-	0.09
Deletion due to Slump Sale (Refer note 46)	-	-	-	-	0.30	0.09	0.06	1.32	4.33	6.10
Deductions	-	-	0.21	9.68	2.68	3.45	-	0.12	0.05	16.19
<b>As at March 31, 2023</b>	-	-	<b>188.64</b>	<b>954.14</b>	<b>48.63</b>	<b>23.21</b>	<b>26.85</b>	<b>28.74</b>	<b>34.76</b>	<b>1,304.97</b>
Depreciation for the year	-	-	26.14	141.47	6.48	7.00	0.21	2.02	3.84	187.16
Transfer to Investment Properties (Refer note 6)	-	-	1.23	-	-	-	-	-	-	1.23
Deductions	-	-	0.13	9.72	0.34	4.72	0.02	0.05	1.35	16.33
<b>As at March 31, 2024</b>	-	-	<b>213.42</b>	<b>1,085.89</b>	<b>54.77</b>	<b>25.49</b>	<b>27.04</b>	<b>30.71</b>	<b>37.25</b>	<b>1,474.57</b>
<b>Net Carrying Amount</b>										
<b>As at March 31, 2024</b>	<b>962.36</b>	<b>182.67</b>	<b>433.97</b>	<b>1,260.55</b>	<b>25.81</b>	<b>46.48</b>	<b>2.16</b>	<b>6.71</b>	<b>11.55</b>	<b>2,932.26</b>
<b>As at March 31, 2023</b>	<b>989.24</b>	<b>182.66</b>	<b>435.63</b>	<b>1,247.70</b>	<b>28.66</b>	<b>38.84</b>	<b>2.36</b>	<b>5.65</b>	<b>10.00</b>	<b>2,940.74</b>

### Notes :

- Buildings includes ₹ 0.81 crores (Previous year ₹ 1.03 crores) in respect of ownership flats in Co-Operative Housing Society and ₹ 500/- (Previous year ₹ 500/-) in respect of shares held in Co-Operative Housing Society.
- For Properties pledged as security, refer note 14 (a).

# Notes to the Standalone Financial Statements

for the year ended March 31, 2024

(₹ in Crores)

## Note 5 : Property, plant and equipment (Contd.)

3. Title deeds of immovable properties not held in the name of the company.

Particulars	Gross Value of property	Title deed held in the name of	Whether Promoter,director or their relative or employee	Property held since	Reason for not being held in the name of the company
<b>As at March 31, 2024</b>					
Land	46.22	<b>Merged Companies-</b> Rohit Mills Limited, Arvind Brands Limited, Dholka Textile Park Private Limited, Arvind Fashions Limited and Arvind Cotspin Limited. <b>Other Parties-</b> Mahendra C Shah, Anokhee Parikh. Neenaben Parikh, Aneri Parikh and Ketan Maliaya	No	Various dates Since October 1, 1998	<b>Merged Companies-</b> The title deeds are in the name of Companies which were merged with the Arvind Limited under scheme of amalgamation sanctioned by National Company Law Tribunal.  <b>Other Parties-</b> The Company is in process to register title deed in its name.
Building	1.65	<b>Merged Companies-</b> Arvind Brands and Retail Limited and Asman Investment Finance <b>Other Parties-</b> Anagram	No	Various dates Since October 1, 1997	

## Note 5 (a) : Ageing of Capital Work-in-progress

Particulars	< 1 year	>1 year but < 2 years	>2 year but < 3 years	more than 3 years	Total
<b>As at March 31, 2024</b>					
Project in Progress	88.61	1.65	-	-	90.26
	<b>88.61</b>	<b>1.65</b>	-	-	<b>90.26</b>
<b>As at March 31, 2023</b>					
Project in Progress	71.61	1.13	-	4.00	76.74
	<b>71.61</b>	<b>1.13</b>	-	<b>4.00</b>	<b>76.74</b>

There are no projects whose completion is overdue or has exceeded its cost compared to its original plan.

There are no temporarily suspended projects.

# Notes to the Standalone Financial Statements

for the year ended March 31, 2024

(₹ in Crores)

## Note 6 : Investment properties

Particulars	Land	Building	Total
<b>Gross Carrying Amount</b>			
<b>As at April 1, 2022</b>	<b>166.38</b>	<b>3.30</b>	<b>169.68</b>
Additions	0.69	0.03	0.72
Transfer to Property, plant and equipment (Refer Note 5)	-	0.52	0.52
<b>As at March 31, 2023</b>	<b>167.07</b>	<b>2.81</b>	<b>169.88</b>
Transfer from Property, plant and equipment (Refer Note 5)	20.56	3.84	24.40
Deductions	0.96	-	0.96
<b>As at March 31, 2024</b>	<b>186.67</b>	<b>6.65</b>	<b>193.32</b>
<b>Accumulated Depreciation</b>			
<b>As at April 1, 2022</b>	<b>-</b>	<b>0.69</b>	<b>0.69</b>
Depreciation for the year	-	0.10	0.10
Transfer to Property, plant and equipment (Refer Note 5)	-	0.09	0.09
<b>As at March 31, 2023</b>	<b>-</b>	<b>0.70</b>	<b>0.70</b>
Depreciation for the year	-	0.27	0.27
Transfer from Property, plant and equipment (Refer Note 5)	-	1.23	1.23
<b>As at March 31, 2024</b>	<b>-</b>	<b>2.20</b>	<b>2.20</b>
<b>Net Carrying Amount</b>			
<b>As at March 31, 2024</b>	<b>186.67</b>	<b>4.45</b>	<b>191.12</b>
As at March 31, 2023	167.07	2.11	169.18

### Notes :

#### (1) Information regarding income and expenditure of Investment property

Particulars	Year ended March 31, 2024	Year ended March 31, 2023
Rental income derived from Investment properties	<b>2.49</b>	2.35
Less: Direct operating expenses (including repairs and maintenance)	<b>0.04</b>	0.07
<b>Profit arising from investment properties before depreciation</b>	<b>2.45</b>	2.28
Less : Depreciation	<b>0.27</b>	0.10
<b>Profit arising from investment properties</b>	<b>2.18</b>	2.18

#### (2) Fair value of the Investment properties

Fair value of the Investment properties are as under.

Particulars	Land	Building	Total
Balance as at April 1, 2022	372.08	7.07	379.15
Add/(less) : Fair value difference for the year	96.74	(1.02)	95.72
Asset transfer to Property, plant and equipment	-	0.96	0.96
<b>Balance as at March 31, 2023</b>	<b>468.82</b>	<b>5.09</b>	<b>473.91</b>
Balance as at April 1, 2023	468.82	5.09	473.91
Asset transfer from Property, plant and equipment	20.56	2.61	23.17
Add/(less) : Fair value difference for the year	(106.46)	1.81	(104.65)
<b>Balance as at March 31, 2024</b>	<b>382.92</b>	<b>9.51</b>	<b>392.43</b>

The fair value of the properties are based on report of Government Approved Valuer.



# Notes to the Standalone Financial Statements

for the year ended March 31, 2024

(₹ in Crores)

## Note 6 : Investment properties (Contd.)

(3) Title deeds of investment properties not held in the name of the company as at March 31, 2024.

Particulars	Gross Value of property	Title deed held in the name of	Whether Promoter, director or their relative or employee	Property held since	Reason for not being held in the name of the company
Land	5.77	Mahendra C Shah, Anokhee Parikh and Neenaben Parikh	No	Various dates Since April 1999	The Company is in process to register title deed in its name.

(4) For Properties pledged as security, refer note 14 (a)

## Note 7 : Intangible assets

Particulars	Computer Software	Patent & Technical Know How	Distribution Network	Website	Total
<b>Gross Carrying Amount</b>					
<b>As at April 1, 2022</b>	<b>99.42</b>	<b>25.91</b>	<b>14.92</b>	<b>71.36</b>	<b>211.61</b>
Additions	0.83	-	-	-	0.83
Deletion due to Slump Sale (Refer note 46)	7.79	-	-	71.36	79.15
Deductions	0.84	-	-	-	0.84
<b>As at March 31, 2023</b>	<b>91.62</b>	<b>25.91</b>	<b>14.92</b>	<b>-</b>	<b>132.45</b>
Additions	2.92	-	-	-	2.92
Deductions	0.30	-	-	-	0.30
<b>As at March 31, 2024</b>	<b>94.24</b>	<b>25.91</b>	<b>14.92</b>	<b>-</b>	<b>135.07</b>
<b>Accumulated Depreciation</b>					
<b>As at April 1, 2022</b>	<b>77.59</b>	<b>25.11</b>	<b>0.21</b>	<b>69.61</b>	<b>172.52</b>
Amortisation for the year	10.19	0.16	2.49	1.77	14.61
Deletion due to Slump Sale (Refer note 46)	5.03	-	-	71.38	76.41
Deductions	0.80	-	-	-	0.80
<b>As at March 31, 2023</b>	<b>81.95</b>	<b>25.27</b>	<b>2.70</b>	<b>-</b>	<b>109.92</b>
Amortisation for the year	7.84	0.16	2.49	-	10.49
Deductions	0.30	-	-	-	0.30
<b>As at March 31, 2024</b>	<b>89.49</b>	<b>25.43</b>	<b>5.19</b>	<b>-</b>	<b>120.11</b>
<b>Net Carrying Amount</b>					
<b>As at March 31, 2024</b>	<b>4.75</b>	<b>0.48</b>	<b>9.73</b>	<b>-</b>	<b>14.96</b>
As at March 31, 2023	9.67	0.64	12.22	-	22.53

Note : (i) For Properties pledged as security, refer note 14 (a)

## Note 7 (a) : Ageing of Intangible assets under development

Particulars	< 1 year	>1 year but < 2 years	>2 year but < 3 years	more than 3 years	Total
<b>As at March 31, 2024</b>					
Project in Progress	0.21	0.18	-	-	0.39
	<b>0.21</b>	<b>0.18</b>	-	-	<b>0.39</b>
<b>As at March 31, 2023</b>					
Project in Progress	1.14	-	-	-	1.14
	<b>1.14</b>	-	-	-	<b>1.14</b>

There are no projects whose completion is overdue or has exceeded its cost compared to its original plan.

There are no temporarily suspended projects.



# Notes to the Standalone Financial Statements

for the year ended March 31, 2024

(₹ in Crores)

## Note 8 : Financial assets

### 8 (a) Investments

Particulars	Face Value per Share (in ₹ unless otherwise stated)	No. of Shares/unit		Amount	
		As at March 31, 2024	As at March 31, 2023	As at March 31, 2024	As at March 31, 2023
(a) Investment in equity shares (fully paid up):					
I. Subsidiaries - measured at cost (unquoted) :					
Syntel Telecom Limited	10	50,000	50,000	0.05	0.05
Arvind Envisol Limited (Formerly known as Arvind Accel Limited)*	10	2,10,000	2,10,000	12.54	11.96
Arvind Worldwide Inc. (Shares without par value)		502	502	0.08	0.08
Arvind Worldwide(M) Inc.	100 USD	54,840	54,840	0.01	0.01
Less: Provision for Impairment				(0.01)	(0.01)
				-	-
Arvind Spinning Limited (Shares without par value)		8,24,099	8,24,099	0.08	0.08
Less: Provision for Impairment				(0.08)	(0.08)
				-	-
Arvind Overseas (M) Inc.	100 Mau	23,85,171	23,85,171	0.24	0.24
Less: Provision for Impairment				(0.24)	(0.24)
				-	-
Arvind Lifestyle Apparel Manufacturing Plc	1,000 ETB	10,45,342	9,60,772	286.23	260.07
Less: Provision for Impairment (Refer note 27)				(258.93)	(230.37)
				27.30	29.70
Arvind Indigo Foundation	10	10,000	10,000	0.01	0.01
Arvind Envisol Plc	1,000 ETB	46	46	0.01	0.01
Less: Provision for Impairment (Refer note 27)				(0.01)	(0.01)
				-	-
Arvind Foundation	10	10,000	10,000	0.01	0.01
Arvind Sports Fashion Private Limited (Formerly known as Arvind Ruf and Tuf Limited)*	10	8,55,000	8,55,000	12.88	12.70
Less: Provision for Impairment				(12.88)	(12.70)
				-	-
Arvind Advanced Materials Limited (Previously known as Arvind Polymer Textiles Limited)	10	11,429	1,429	0.02	0.01
Less: Provision for Impairment (Refer note 27)				(0.01)	(0.01)
				0.01	-
Arvind Premium Retail Limited	10	10,409	10,409	0.01	0.01
Less: Provision for Impairment				(0.01)	(0.01)
				-	-
Arvind BKP Berolina Private Limited (Formerly known as 'Arvind Transformational Solutions Private Limited')	10	-	10,000	-	0.01
Arvind OG Nonwovens Private Limited	10	-	26,80,710	-	26.71
Arvind PD Composites Private Limited	10	-	1,60,451	-	15.04
Arvind Engineered Composite Panels Private Limited(Formerly known as Arvind Polser Engineered Composite Panels Private Limited)	10	-	4,81,495	-	8.88
Arya Omnitalk Wireless Solutions Private Limited*	10	10,02,500	10,02,500	1.90	1.72
Arvind Niloy Exports Private Limited	100 Taka	1,61,265	1,61,265	1.24	1.24
Less: Provision for Impairment				(1.24)	(1.24)
				-	-

# Notes to the Standalone Financial Statements

for the year ended March 31, 2024

(₹ in Crores)

## Note 8 : Financial assets

### 8 (a) Investments (Contd.)

Particulars	Face Value per Share (in ₹ unless otherwise stated)	No. of Shares/unit		Amount	
		As at March 31, 2024	As at March 31, 2023	As at March 31, 2024	As at March 31, 2023
Arvind Technical Products Private Limited*	10	10,000	10,000	1.67	0.01
Arvind Norm CBRN Systems Private Limited	10	-	5,000	-	0.01
Arvind Enterprise FZC	1000 AED	133	133	0.24	0.23
<b>Total (I)</b>				<b>43.81</b>	<b>94.42</b>
<b>II. Joint Ventures - measured at cost (unquoted) :</b>					
Arya Omnitalk Radio Trunking Services Private Limited	10	10,05,000	10,05,000	6.06	6.06
Adient Arvind Automotive Fabrics India Private Limited	10	81,42,750	81,42,750	8.14	8.14
Less: Provision for Impairment (Refer note 27)				(8.14)	(8.14)
				-	-
PVH Arvind Manufacturing PLC	1,000 ETB	18,177	18,177	5.33	5.33
Less: Provision for Impairment				(5.33)	(5.33)
				-	-
Arudrama Development Private Limited	100	50,000	50,000	2.05	2.05
<b>Total (II)</b>				<b>8.11</b>	<b>8.11</b>
<b>III. Associate - measured at cost (unquoted) :</b>					
Renew Green (GJ Eight) Private Limited	10	2,73,28,000	2,04,96,000	27.32	20.50
<b>Total (III)</b>				<b>27.32</b>	<b>20.50</b>
<b>IV. Limited Liability Partnerships:</b>					
<b>(a) Subsidiaries - measured at cost (unquoted)</b>					
Syntel Enkay Converged Technologies LLP (previously known as Enkay Converged Technologies LLP)*				0.08	0.06
Maruti and Ornet Infrabuild LLP				4.67	4.66
Arvind Township LLP (Previously Known as Arvind & Smart Value Homes LLP)^				90.96	-
<b>(b) Joint ventures - measured at cost (unquoted)</b>					
Arvind Township LLP (Previously Known as Arvind & Smart Value Homes LLP)^				-	62.77
<b>Total (IV)</b>				<b>95.71</b>	<b>67.49</b>
<b>V. Others - Fair value through Other Comprehensive Income:</b>					
<b>(i) Unquoted</b>					
Bigfoot Retail Solutions Private Limited	10	37,044	37,044	103.72	126.06
Gujarat Cloth Dealers Co-operative Shops and Warehouses Society Limited**	100	10	10	(₹1,000/-)	(₹1,000/-)
<b>Total (V)</b>				<b>103.72</b>	<b>126.06</b>
<b>Total Equity Investments (I) + (II) + (III) + (IV) + (V)</b>	<b>Total(a)</b>			<b>278.67</b>	<b>316.58</b>

# Notes to the Standalone Financial Statements

for the year ended March 31, 2024

(₹ in Crores)

## Note 8 : Financial assets

### 8 (a) Investments (Contd.)

Particulars	Face Value per Share (in ₹ unless otherwise stated)	No. of Shares/unit		Amount	
		As at March 31, 2024	As at March 31, 2023	As at March 31, 2024	As at March 31, 2023
<b>(b) Investment in debentures - measured at cost (Unquoted)***:</b>					
9% Optionally Convertible Debentures of Arya Omnitalk Radio Trunking Services Private Limited	10	2,500	2,500	0.02	0.02
8% Perpetual Debentures of Arvind Smart Textiles Limited	10	6,50,00,000	6,50,00,000	65.00	65.00
8% Perpetual Debentures of Arvind Advanced Materials Limited (Previously known as Arvind Polymer Textiles Limited)	10	-	3,00,00,000	-	30.00
Less: Provision for Impairment (Refer note 27)				-	(24.65)
				-	5.35
<b>Total (b)</b>				<b>65.02</b>	<b>70.37</b>
<b>(c) Investment in government securities - measured at amortised cost:</b>					
National Saving Certificates (Lodged with Sales Tax and Government Authorities)				(₹23,000/-)	(₹23,000/-)
<b>Total (c)</b>				<b>(₹23,000/-)</b>	<b>(₹23,000/-)</b>
<b>Total Investments (a)+(b)+(c)</b>				<b>343.69</b>	<b>386.95</b>
Aggregate amount of unquoted investments				<b>343.69</b>	<b>386.95</b>
Aggregate amount of impairment in value of investment				<b>286.88</b>	<b>282.79</b>

### Disclosure in respect of Partnership Firms

Name of the Firm	Total Capital	Name of the Partner	Share in partnership	
			March 31, 2024	March 31, 2023
Arvind Township LLP (Previously Known as Arvind & Smart Value Homes LLP)^	0.01	Arvind Limited	99%	50%
		Tata Value Homes Limited	-	50%
		Arvind Sports Fashion Private Limited	1%	-
Syntel Enkay Converged Technologies LLP (previously known as Enkay Converged Technologies LLP)	1.50	Arvind Limited	1%	1%
		Syntel Telecom Limited	99%	99%
Maruti and Ornet Infrabuild LLP	1.00	Arvind Limited	99%	99%
		Arvind Sports Fashion Private Limited	1%	1%

# Notes to the Standalone Financial Statements

for the year ended March 31, 2024

(₹ in Crores)

## Note 8 : Financial assets

### 8 (a) Investments (Contd.)

\* Increase in the cost of investment during the period includes recognition of notional commission on fair valuation of financial guarantee provided for loan taken by direct and indirect subsidiaries. The same is detailed below :

Subsidiaries / Joint ventures	Nature of transaction	Impact of amount	
		2023-24	2022-23
Arya Omnitalk Wireless Solutions Private Limited	Financial guarantee given	0.18	0.18
Arvind Envisol Limited	Financial guarantee given	0.58	0.44
Syntel Enkay Converged Technologies LLP (previously known as Enkay Converged Technologies LLP)	Financial guarantee given	0.02	0.02
Arvind Sports Fashion Private Limited	Financial guarantee given	0.18	0.18
Arvind Technical Products Private Limited	Financial guarantee given	1.66	-

\*\* The management has assessed that fair value of the investments approximate to their carrying value.

\*\*\* Investment in Perpetual Non-convertible Debenture/Perpetual Debt is redeemable/payable at issuer's option and can be deferred indefinitely.

^ Company has entered into an agreement with Tata Value Homes Limited (JV Partner for "ASVH" (Arvind and Smart Value Homes LLP, now known as Arvind Township LLP)) for the purchase of its stake effective from April 1, 2023. Accordingly, ASVH is accounted for as subsidiary of Arvind Limited w.e.f. April 1, 2023.

### 8 (b) Trade receivables - Current

Particulars	As at March 31, 2024	As at March 31, 2023
Unsecured, considered good	954.86	853.10
Allowances for expected credit loss (Refer note 26)	(2.45)	-
<b>Total Trade receivables</b>	<b>952.41</b>	<b>853.10</b>
Receivables from Directors or from firm / Private company where director is interested.	31.08	19.33

For amount receivable to related parties, refer Note 35.

Trade receivables are non-interest bearing and are generally on terms of 7 to 180 days.

Trade Receivables are given as security for borrowings as disclosed under note 14(a).

### Movement in expected credit loss

Particulars	As at March 31, 2024	As at March 31, 2023
<b>Balance as per last financial statements</b>	-	-
Changes in provisions during the year (Refer note 26)	2.45	-
<b>Balance at the end of the year</b>	<b>2.45</b>	-

# Notes to the Standalone Financial Statements

for the year ended March 31, 2024

(₹ in Crores)

## Note 8 : Financial assets

### 8 (b) Trade receivables - Current (Contd.)

Ageing of Trade Receivables from due date of payments as at March 31, 2024 and March 31, 2023 are as follows:

Particulars	Not Due	< 6 months	>6 months but < 1 year	>1 year but < 2 years	>2 year but < 3 years	More than 3 years	Total
<b>Year ended March 31, 2024</b>							
Undisputed Trade Receivables - Considered Good	638.58	308.19	4.67	1.76	0.97	0.69	954.86
Allowances for expected credit loss (Refer note 26)	-	-	-	-	-	-	(2.45)
	<b>638.58</b>	<b>308.19</b>	<b>4.67</b>	<b>1.76</b>	<b>0.97</b>	<b>0.69</b>	<b>952.41</b>
<b>Year ended March 31, 2023</b>							
Undisputed Trade Receivables - Considered Good	534.06	305.19	11.71	0.35	0.30	1.49	853.10
Allowances for expected credit loss (Refer note 26)	-	-	-	-	-	-	-
	<b>534.06</b>	<b>305.19</b>	<b>11.71</b>	<b>0.35</b>	<b>0.30</b>	<b>1.49</b>	<b>853.10</b>

### 8 (c) Loans

Particulars	As at March 31, 2024	As at March 31, 2023
Unsecured, considered good unless otherwise stated		
<b>Non-current</b>		
Loans to employees	0.42	0.51
<b>Total Non-current Loans (A)</b>	<b>0.42</b>	<b>0.51</b>
<b>Current</b>		
Loans to		
- Related parties (Refer note 35)	79.96	28.37
- Employees	0.18	0.15
- Others	-	23.82
	<b>80.14</b>	<b>52.34</b>
Considered Doubtful		
Loans to related parties (Refer note 35)	92.15	92.33
Less : Allowance for doubtful loan	(92.15)	(92.33)
	-	-
<b>Total Current Loans (B)</b>	<b>80.14</b>	<b>52.34</b>
<b>Total (A) + (B)</b>	<b>80.56</b>	<b>52.85</b>
Loans to Directors or to firm / Private company where director is interested (Refer note 35 for further details)	-	-

### Loans to Related Parties that are repayable on Demand :

Type of Borrower	Year ended March 31, 2024		Year ended March 31, 2023	
	Loan Outstanding	Loan Outstanding (%)	Loan Outstanding	Loan Outstanding (%)
Related Parties (Refer note 35)	79.96	99.26%	28.37	53.68%



# Notes to the Standalone Financial Statements

for the year ended March 31, 2024

(₹ in Crores)

## Note 8 : Financial assets

### 8 (d) Cash and cash equivalents

Particulars	As at March 31, 2024	As at March 31, 2023
Cash on hand	-	(₹ 21,124/-)
Balance with Banks		
In Current accounts and debit balance in cash credit accounts	30.25	29.49
<b>Total cash and cash equivalents</b>	<b>30.25</b>	<b>29.49</b>

### 8 (e) Other bank balance

Particulars	As at March 31, 2024	As at March 31, 2023
Unpaid dividend accounts (Refer note 14 (c))	2.38	2.29
Deposits held as Margin Money*	6.36	6.70
<b>Total other bank balances</b>	<b>8.74</b>	<b>8.99</b>

\* Under lien with bank as Security for Guarantee given by the bankers.

### 8 (f) Other financial assets

Particulars	As at March 31, 2024	As at March 31, 2023
Unsecured, considered good unless otherwise stated		
<b>Non-current</b>		
Security deposits	22.42	20.39
Bank deposits with maturity of more than 12 months	2.51	0.83
Share Application Money	1.49	1.49
Less : Allowance for doubtful share application money	(1.49)	(1.49)
	-	-
<b>Total Other Non-current Financial Asset (A)</b>	<b>24.93</b>	<b>21.22</b>
<b>Current</b>		
Interest Subsidy Receivable	-	3.72
Security deposits	9.74	7.94
Interest Accrued on financial assets measured at amortised cost	2.78	3.76
Foreign Currency Derivative Contracts (Cash flow hedge)	4.53	4.71
Income receivable	0.01	0.07
<b>Total Other Current Financial Asset (B)</b>	<b>17.06</b>	<b>20.20</b>
<b>Total (A) + (B)</b>	<b>41.99</b>	<b>41.42</b>

Other current financial assets are given as security for borrowings as disclosed under note 14(a).

# Notes to the Standalone Financial Statements

for the year ended March 31, 2024

(₹ in Crores)

## Note 9 : Other assets

Particulars	As at March 31, 2024	As at March 31, 2023
<b>Non-current</b>		
Capital advances	32.62	22.32
Pre-paid expense	1.07	0.07
Advances to suppliers, Doubtful	0.69	0.69
Less : Provision for doubtful advances	(0.69)	(0.69)
	-	-
<b>Total Other Non-current Asset (A)</b>	<b>33.69</b>	<b>22.39</b>
<b>Current</b>		
Advance to suppliers		
To Related Parties (Refer note 35)	0.55	2.67
To Others	45.06	61.22
Balance with Government Authorities (Refer note (i) below)	94.69	136.55
Export incentive receivable	17.28	24.40
Pre-paid expense	26.81	22.02
Pre-paid Gratuity (Refer Note 34)	9.70	8.87
Other Advances	6.42	4.16
<b>Total Other Current Asset (B)</b>	<b>200.51</b>	<b>259.89</b>
<b>Total (A) + (B)</b>	<b>234.20</b>	<b>282.28</b>
Advance to Directors or to firm / Private company where director is interested (Refer note 35 for further details)	0.02	0.03
Balance with Government Authorities mainly consists of input credit availed. Other current assets are given as security for borrowings as disclosed under note 14(a).		

## Note 10 : Inventories (At lower of cost and net realisable value)

Particulars	As at March 31, 2024	As at March 31, 2023
<b>Raw materials</b>		
- Raw materials and components	552.54	352.82
- Raw materials in transit	1.22	0.17
Fuel	6.28	7.87
Land plots and materials at site	295.97	253.67
Stores and spares	60.97	62.12
Work-in-progress	404.95	431.69
Finished goods	383.51	355.18
Waste	1.00	0.36
Stock-in-trade	12.82	10.35
<b>Total</b>	<b>1,719.26</b>	<b>1,474.23</b>

Inventory write downs are accounted, considering the nature of inventory, ageing and net realisable value for ₹ 63.21 Crores (March 31, 2023 ₹ 28.99 Crores). The changes in write downs are recognised as an expense in the Statement of Profit and Loss.

Inventories are hypothecated as security for borrowings as disclosed under note 14(a).

## Note 11 : Current Tax Assets (Net)

Particulars	As at March 31, 2024	As at March 31, 2023
Tax Paid in Advance	12.81	13.92
(Net of Provision for Tax of ₹ 112.39 Crores: Previous year ₹ 90.88 Crores)		
<b>Total</b>	<b>12.81</b>	<b>13.92</b>

# Notes to the Standalone Financial Statements

for the year ended March 31, 2024

## Note 12 : Equity share capital

Particulars	As at March 31, 2024		As at March 31, 2023	
	No. of shares	₹ in Crores	No. of shares	₹ in Crores
<b>Authorised share capital</b>				
Equity shares of ₹ 10 each	57,45,00,000	574.50	57,45,00,000	574.50
Preference shares of ₹ 100 each	1,00,00,000	100.00	1,00,00,000	100.00
<b>Issued, subscribed and paid-up share capital</b>				
Equity shares of ₹ 10 each	26,16,30,474	261.63	26,14,97,474	261.50
Add : Forfeited shares	900	(₹4,500/-)	900	(₹4,500/-)
<b>Total</b>	<b>26,16,31,374</b>	<b>261.63</b>	<b>26,14,98,374</b>	<b>261.50</b>

### (i) Reconciliation of equity shares outstanding at the beginning and at the end of the year:

Particulars	As at March 31, 2024		As at March 31, 2023	
	No. of shares	₹ in Crores	No. of shares	₹ in Crores
Outstanding at the beginning of the year	26,14,97,474	261.50	26,05,85,819	260.59
Add : Shares allotted pursuant to exercise of Employee Stock Option Scheme	1,33,000	0.13	9,11,655	0.91
<b>Outstanding at the end of the year</b>	<b>26,16,30,474</b>	<b>261.63</b>	<b>26,14,97,474</b>	<b>261.50</b>

### (ii) Rights, Preferences and Restrictions attached to equity shares:

The Company has one class of shares having par value of ₹ 10 per share. Each shareholder is eligible for one vote per share held. The final dividend proposed by the Board of Directors is subject to the approval of the shareholders in the ensuing Annual General Meeting. In the event of liquidation, the equity shareholders are eligible to receive the remaining assets of the Company after distribution of all preferential amounts, in proportion to their shareholding.

### (iii) Details of shareholder holding more than 5% Shares in the Company:

Particulars	As at March 31, 2024		As at March 31, 2023	
	No. of shares	% of shareholding	No. of shares	% of shareholding
Aura Securities Private Limited	9,37,30,590	35.83	9,37,30,590	35.84
Quant Mutual Fund (Small Cap and Manufacturing Fund)	1,37,46,985	5.25	-	-

# Notes to the Standalone Financial Statements

for the year ended March 31, 2024

## Note 12 : Equity share capital (Contd.)

### (iv) Details of shareholding of promoters in the Company:

Name of the Promoter	As at March 31, 2024			As at March 31, 2023		
	No. of shares	% of shareholding	% change during the year	No. of shares	% of shareholding	% change during the year
Sanjaybhai Shrenikbhai Lalbhai	170	0.00%	(89.13%)	1,564	0.00%	0.00%
Jayshreeben Sanjaybhai Lalbhai	345	0.00%	0.00%	345	0.00%	0.00%
Punit Sanjaybhai	3,714	0.00%	0.00%	3,714	0.00%	0.00%
Hansa Niranjambhai	-	0.00%	(100.00%)	11,396	0.00%	0.00%
Swati S Lalbhai	9,712	0.00%	0.00%	9,712	0.00%	0.00%
Sunil Siddharth Lalbhai	5,437	0.00%	0.00%	5,437	0.00%	0.00%
Vimla S Lalbhai	970	0.00%	(78.87%)	4,590	0.00%	0.00%
Taral S Lalbhai	4,074	0.00%	0.00%	4,074	0.00%	0.00%
Astha Lalbhai	1,925	0.00%	0.00%	1,925	0.00%	0.00%
Sunil Siddharth HUF	18	0.00%	0.00%	18	0.00%	0.00%
Kalpana Shripal Morakhia	12	0.00%	0.00%	12	0.00%	0.00%
Aura Securities Private Limited	9,37,30,590	35.83%	0.00%	9,37,30,590	35.84%	0.00%
Aura Business Ventures LLP	69,60,988	2.66%	0.00%	69,60,988	2.66%	0.00%
Atul Limited	41,27,471	1.58%	0.00%	41,27,471	1.58%	0.00%
Aagam Holdings Private Limited	18,76,258	0.72%	0.00%	18,76,258	0.72%	0.00%
Lalbhai Realty Finance Private Limited	4,55,000	0.17%	0.00%	4,55,000	0.17%	0.00%
Akshita Holdings Private Limited	1,50,000	0.06%	0.00%	1,50,000	0.06%	0.00%
Anusandhan Investments Limited	1,15,000	0.04%	0.00%	1,15,000	0.04%	0.00%
Aayojan Resources Private Limited	96,000	0.04%	0.00%	96,000	0.04%	0.00%
Adhinami Investments Private Limited	78,500	0.03%	0.00%	78,500	0.03%	0.00%
Aura Business Enterprise Private Limited	100	0.00%	0.00%	100	0.00%	0.00%
Aura Merchandise Private Limited	100	0.00%	0.00%	100	0.00%	0.00%
Aura Securities Private Limited (As a partner of the Partnership Firm i.e. Aura Venture)	100	0.00%	0.00%	100	0.00%	0.00%
Swati S Lalbhai (As a Trustee of Siddharth Family Trust)	3,620	0.00%	100.00%	-	0.00%	0.00%
Sanjaybhai Shrenikbhai Lalbhai (As a Representative trustee of Discretionary Trust)	1,394	0.00%	100.00%	-	0.00%	0.00%

### (v) Shares reserved for issue under options and contracts:

Refer note 37 for details of shares to be issued under employee stock option Scheme (ESOS 2008 and ESOS 2021).

### (vi) In the period of five years immediately preceding March 31, 2024:

- The Company has not allotted any equity shares as fully paid up without payment being received in cash.
- The Company has not allotted any equity shares by way of bonus issue.
- The Company has not bought back any equity shares.

# Notes to the Standalone Financial Statements

for the year ended March 31, 2024

(₹ in Crores)

## Note 13 : Other Equity

Particulars	As at March 31, 2024	As at March 31, 2023
<b>(a) Capital reserve</b>		
Balance as per last financial statements	(80.60)	(29.30)
Less: Profit/(Loss) on Sale of Investment	29.72	(51.30)
<b>Balance at the end of the year</b>	<b>(50.88)</b>	<b>(80.60)</b>
<b>(b) General reserve</b>		
Balance as per last financial statements	96.42	85.65
Add: Transfer from Share based payment reserve	-	10.77
<b>Balance at the end of the year</b>	<b>96.42</b>	<b>96.42</b>
<b>(c) Amalgamation reserve</b>		
Balance as per last financial statements	34.20	34.20
<b>Balance at the end of the year</b>	<b>34.20</b>	<b>34.20</b>
<b>(d) Securities premium account</b>		
Balance as per last financial statements	573.21	569.21
Add: Received during the year	0.11	2.37
Add: Transfer from share based payment reserve	1.09	1.63
<b>Balance at the end of the year</b>	<b>574.41</b>	<b>573.21</b>
<b>(e) Capital redemption reserve</b>		
Balance as per last financial statements	69.50	69.50
<b>Balance at the end of the year</b>	<b>69.50</b>	<b>69.50</b>
<b>(f) Share based payment reserve (Refer note 37)</b>		
Balance as per last financial statements	1.14	11.76
Add: Addition during the year	2.51	1.78
Less: Transfer to General Reserve	-	(10.77)
Less: Transfer to Securities Premium Account	(1.09)	(1.63)
<b>Balance at the end of the year</b>	<b>2.56</b>	<b>1.14</b>
<b>(g) Retained earnings</b>		
Balance as per last financial statements	2,346.50	1,997.20
Add: Profit for the year	304.90	345.91
Add: Other comprehensive income/(loss) arising from remeasurement of defined benefit obligation (net of tax)	5.85	3.39
	<b>2,657.25</b>	<b>2,346.50</b>
Less: Payment of dividend on equity shares	(150.36)	-
<b>Balance at the end of the year</b>	<b>2,506.89</b>	<b>2,346.50</b>
<b>Items of Other comprehensive income</b>		
<b>(i) Equity Instruments through OCI (net of tax)</b>		
Balance as per last financial statements	0.62	0.49
Add: Addition during the year	(17.13)	0.13
<b>Balance at the end of the year</b>	<b>(16.51)</b>	<b>0.62</b>
<b>(ii) Cash Flow hedge reserve</b>		
Balance as per last financial statements	(6.13)	12.05
Add/(Less): Addition during the year	5.71	(24.29)
Add/(Less): Tax impact on additions	(1.43)	6.11
<b>Balance at the end of the year</b>	<b>(1.85)</b>	<b>(6.13)</b>
<b>Total Other equity</b>	<b>3,214.74</b>	<b>3,034.86</b>



# Notes to the Standalone Financial Statements

for the year ended March 31, 2024

## Note 13 : Other Equity (Contd.)

The description of the nature and purpose of each reserve within equity is as follows

### (a) Capital reserve

Capital Reserve includes forfeiture of application money received on issue of share warrants and Capital Reserves on amalgamation/Business Combinations.

During the current year ended March 31, 2024, the Company has sold its investment in equity shares and Non Convertible Debentures of its subsidiaries to its another subsidiaries for a consideration of ₹ 85.72 crores. Resulting gain of ₹ 29.72 crores on such sale is accounted for in "Capital Reserve", this being in the nature of common control business combination.

During the previous year ended March 31, 2023, the Company has sold its investment in equity shares of its subsidiary to its another subsidiary, for a consideration of ₹ 49.70 crores. Resulting loss of ₹ 51.30 crores on such sale is accounted for in "Capital Reserve", this being in the nature of common control business combination.

### (b) General reserve

General Reserve is a free reserve created by the Company by transfer from Retained earnings for appropriation purposes.

### (c) Amalgamation reserve

The reserve was created pursuant to scheme of amalgamation in earlier years. Amalgamation Reserve is a reserve which arose pursuant to the scheme of amalgamation and shall not be considered to be a reserve created by the Company.

### (d) Securities premium account

Securities premium reserve is created due to premium on issue of shares. This reserve is utilised in accordance with the provisions of the Companies Act.

### (e) Capital redemption reserve

Capital Redemption Reserve is created for redemption of preference shares from its retained earnings. The amount in Capital Redemption Reserve is equal to nominal amount of the preference shares redeemed. Capital Redemption Reserve may be applied by the Company in paying up unissued shares of the Company to be issued to shareholders of the Company as fully paid bonus shares.

### (f) Share based payment reserve

This reserve relates to share options granted by the Company to its employee stock option scheme. Further information about share-based payments to employees is set out in note 37.

### (g) Equity instruments through OCI

The Company has elected to recognise changes in the fair value of certain investment in equity instrument in other comprehensive income. This amount will be reclassified to retained earnings on derecognition of equity instrument.

### (h) Cash flow hedge reserve

The cash flow hedge reserve represents the cumulative effective portion of gains or losses arising on changes in fair value of designated portion of hedging instruments entered into for cash flow hedges. The cumulative gain or loss arising on the changes of the fair value of the designated portion of the hedging instruments that are recognised and accumulated under the cash flow hedge reserve will be reclassified to profit or loss only when the hedged transaction affects the profit or loss, or included as a basis adjustment to the non-financial hedged item.

# Notes to the Standalone Financial Statements

for the year ended March 31, 2024

(₹ in Crores)

## Note 14 : Financial liabilities

### 14 (a) Borrowings

Particulars	As at March 31, 2024	As at March 31, 2023
<b>A. Long-term Borrowings (at amortised cost)</b>		
<b>(ai) Term loan (Secured)</b>		
-from Banks	249.56	288.22
-from others	-	74.69
<b>(aii) Term loan (Unsecured)</b>		
-from Banks	0.38	-
<b>Total long-term borrowings (A)</b>	249.94	362.91
<b>B. Short-term Borrowings (at amortised cost)</b>		
<b>(bi) Working Capital Loans repayable on demand from Banks (Secured)</b>	868.49	738.51
<b>(bii) Current maturity of long term borrowings</b>		
<b>Term loan (Secured)</b>		
-from Banks	127.84	133.96
-from others	-	50.00
<b>Non convertible Debentures (Secured)</b>	-	74.86
<b>Term loan (Unsecured)</b>		
-from Banks	1.50	-
<b>Total short-term borrowings (B)</b>	997.83	997.33
<b>Total borrowings (A)+(B)</b>	1,247.77	1,360.24

#### Notes :

##### Nature of security:

##### Term loan of ₹ 377.40 Crores

Loans and NCD amounting to ₹ 18.08 Crores (March 31, 2023 ₹ 208.69 Crores) are secured by (a) first pari passu charge on all the Immovable Properties, Movable Properties, Intangible Properties and General Assets of the Company presently relating to the Textile Plants and Garment Division at Bangalore; and all Immovable Properties, Movable Properties, Intangible Properties and General Assets acquired by the Company at any time after execution of and during the continuance of the Indenture of Mortgage; (b) Secured by second pari passu charge on all the Company's Current Assets presently relating to the Textile Plants and Garment Division and all the current assets acquired by the Company at any time in future.

Loans amounting to ₹ 74.87 Crores (March 31, 2023 ₹ 124.69 Crores) are secured by (a) exclusive charge on some of the Immovable properties at Asarwa; (b) first pari passu charge on all the Immovable Properties, Movable Properties, Intangible Properties and General Assets of the Company presently relating to the Textile Plants and Garment Division at Bangalore; and all Immovable Properties, Movable Properties, Intangible Properties and General Assets acquired by the Company at any time after execution of and during the continuance of the Indenture of Mortgage.

Loans amounting to ₹ 284.45 Crores (March 31, 2023 ₹ 241.28 Crores) are secured by (a) exclusive charge on Immovable properties of Ankur division; (b) first pari passu charge on all the Immovable Properties, Movable Properties, Intangible Properties and General Assets of the Company presently relating to the Textile Plants and Garment Division at Bangalore; and all Immovable Properties, Movable Properties, Intangible Properties and General Assets acquired by the Company at any time after execution of and during the continuance of the Indenture of Mortgage; (c) Secured by second pari passu charge on all the Company's Current Assets presently relating to the Textile Plants and Garment Division and all the current assets acquired by the Company at any time in future .

Loans amounting to ₹ NIL Crores (March 31, 2023 ₹ 47.06 Crores) are secured by (a) exclusive charge on some of the Immovable properties at Dholka; (b) first pari passu charge on all the Immovable Properties, Movable Properties, Intangible Properties and General Assets of the Company presently relating to the Textile Plants and Garment Division at Bangalore; and all Immovable Properties,

# Notes to the Standalone Financial Statements

for the year ended March 31, 2024

(₹ in Crores)

## Note 14 : Financial liabilities

### 14 (a) Borrowings (Contd.)

Movable Properties, Intangible Properties and General Assets acquired by the Company at any time after execution of and during the continuance of the Indenture of Mortgage; (c) Secured by second pari passu charge on all the Company's Current Assets presently relating to the Textile Plants and Garment Division and all the current assets acquired by the Company at any time in future .

Loans of ₹ NIL Crores (March 31, 2023 ₹ 0.01 Crores) are secured by hypothecation of related vehicles.

#### Rate of Interest and Terms of Repayment

Particulars	₹ in Crores	Range of Interest (%)	Terms of Repayment from Balance sheet date
<b>From Banks</b>			
<b>(a) Term Loan</b>			
(I) Secured Rupee Loans	377.40	8.25% to 9.55%	Repayable in quarterly instalments ranging between 5 to 19.
(II) Unsecured Rupee Loans	1.88	9.15%	Repayable in 5 quarterly instalments.

#### Nature of Security

##### Cash Credit and Other Facilities from Banks

- Secured by first pari passu charge on all the Company's Current Assets presently relating to the Manufacturing Locations and all the Current Assets acquired by the Company at any time after the execution of and during the continuance of the Indenture of Mortgage.
- Secured by a second pari passu charge over all the Immovable Properties relating to Textile Plants, Movable Properties presently relating to the Company and all the movable properties acquired by the Company at any time in future after execution of and during the continuance of the Indenture of Mortgage.

#### Rate of Interest

- Working Capital Loans from banks carry interest rates ranging from 6.03% to 7.73% per annum.

### 14 (b) Trade payables

Particulars	As at March 31, 2024	As at March 31, 2023
<b>Current</b>		
Acceptances	459.16	314.45
Other trade payables		
- Total Outstanding dues of Micro Enterprises and Small Enterprises	132.59	61.03
- Total Outstanding dues other than Micro Enterprises and Small Enterprises	658.67	715.80
<b>Total</b>	<b>1,250.42</b>	<b>1,091.28</b>

For amount payable to related parties, refer Note 35.

# Notes to the Standalone Financial Statements

for the year ended March 31, 2024

(₹ in Crores)

## Note 14 : Financial liabilities

### 14 (b) Trade payables (Contd.)

Information required to be furnished as per Section 22 of the Micro, Small and Medium Enterprises Development Act, 2006 (MSMED Act) and Schedule III of the Companies Act, 2013 for the year ended March 31, 2024. This information has been determined to the extent such parties have been identified on the basis of information available with the Company and relied upon by auditors.

Particulars	As at March 31, 2024	As at March 31, 2023
(i) Principal amount and the interest due thereon remaining unpaid to each supplier at the end of each accounting year (but within due date as per the MSMED Act)		
- Principal amount due to micro and small enterprise	132.26	60.94
- Interest due on above	0.33	0.09
(ii) Interest paid by the Company in terms of Section 16 of the Micro, Small and Medium Enterprises Development Act, 2006, along-with the amount of the payment made to the supplier beyond the appointed day during the period.	-	-
(iii) Interest due and payable for the period of delay in making payment (which have been paid but beyond the appointed day during the period) but without adding interest specified under the Micro, Small and Medium Enterprises Act, 2006.	-	-
(iv) The amount of interest accrued and remaining unpaid at the end of each accounting year.	0.33	0.09
(v) Interest remaining due and payable even in the succeeding years, until such date when the interest dues as above are actually paid to the small enterprises.	0.33	0.09

Ageing of Trade Payables from due date of payments as at March 31, 2024 and March 31, 2023 are as follows:

Particulars	Not Due	< 1 year	>1 year but < 2 years	>2 year but < 3 years	More than 3 years	Total
<b>Year ended March 31, 2024</b>						
(i) Micro Enterprises and Small Enterprises	116.96	14.96	0.41	0.16	0.10	132.59
(ii) Other then Micro Enterprises and Small Enterprises	957.99	137.75	5.82	5.69	10.58	1,117.83
	<b>1074.95</b>	<b>152.71</b>	<b>6.23</b>	<b>5.85</b>	<b>10.68</b>	<b>1,250.42</b>
<b>Year ended March 31, 2023</b>						
(i) Micro Enterprises and Small Enterprises	53.06	7.78	0.16	-	0.03	61.03
(ii) Other then Micro Enterprises and Small Enterprises	888.81	131.69	2.50	3.13	4.12	1,030.25
	<b>941.87</b>	<b>139.47</b>	<b>2.66</b>	<b>3.13</b>	<b>4.15</b>	<b>1,091.28</b>

### 14 (c) Other financial liabilities

Particulars	As at March 31, 2024	As at March 31, 2023
<b>Non-current</b>		
Financial guarantee contract	1.56	0.70
<b>Total Other Non-current financial liabilities (A)</b>	<b>1.56</b>	<b>0.70</b>
<b>Current</b>		
Interest accrued but not due		
- On Borrowings	4.82	7.94
- On Others	-	0.07
Payable to employees	131.34	122.46
Deposits from customers and others	7.08	6.42
Financial guarantee contract	0.48	0.24
Foreign Currency Derivative Contracts (Cash flow hedge)	4.59	10.48
Unpaid dividends (Refer note 8 (e))	2.38	2.29
Payable for Capital Goods	29.53	29.69
<b>Total Other Current financial liabilities (B)</b>	<b>180.22</b>	<b>179.59</b>
<b>Total (A) + (B)</b>	<b>181.78</b>	<b>180.29</b>

# Notes to the Standalone Financial Statements

for the year ended March 31, 2024

(₹ in Crores)

## Note 15 : Provisions

Particulars	As at March 31, 2024	As at March 31, 2023
<b>Long-term</b>		
<b>Provision for employee benefits</b>		
Provision for leave encashment	22.69	21.32
Provision for compensatory pension (Refer note 34)	1.21	1.39
<b>Total Long term Provisions (A)</b>	<b>23.90</b>	<b>22.71</b>
<b>Short-term</b>		
<b>Provision for employee benefits</b>		
Provision for leave encashment	11.09	10.55
Provision for superannuation	-	1.06
Provision for compensatory pension (Refer note 34)	0.52	0.56
<b>Total Short-term provisions (B)</b>	<b>11.61</b>	<b>12.17</b>
<b>Total (A) + (B)</b>	<b>35.51</b>	<b>34.88</b>

## Note 16 : Government grants

Particulars	As at March 31, 2024	As at March 31, 2023
<b>Non-current</b>		
Deferred income	74.69	72.02
<b>Total Non-current Government Grants (A)</b>	<b>74.69</b>	<b>72.02</b>
<b>Current</b>		
Deferred income	11.54	8.80
<b>Total Current Government Grants (B)</b>	<b>11.54</b>	<b>8.80</b>
<b>Total (A) + (B)</b>	<b>86.23</b>	<b>80.82</b>

## Government grants

Particulars	As at March 31, 2024	As at March 31, 2023
Balance at the beginning of the year	80.82	73.12
Received during the year (net)	14.24	16.61
Released to statement of profit and loss (net) (Refer note 19)	(8.83)	(8.91)
<b>Balance at the end of the year</b>	<b>86.23</b>	<b>80.82</b>

## Note 17 : Other current liabilities

Particulars	As at March 31, 2024	As at March 31, 2023
Advance from customers	347.27	263.01
Statutory dues	20.37	17.09
Other liabilities	10.66	3.71
<b>Total</b>	<b>378.30</b>	<b>283.81</b>



# Notes to the Standalone Financial Statements

for the year ended March 31, 2024

(₹ in Crores)

## Note 18 : Revenue from operations

Particulars	Year ended March 31, 2024	Year ended March 31, 2023
Sale of products	6,836.74	7,464.25
Sale of services	21.46	14.23
<b>Other Operating income</b>		
Waste sale	85.68	116.31
Gain/(Loss) on derivative contracts	(6.18)	(60.45)
Export incentives	127.11	139.82
Foreign exchange fluctuation on vendors and customers (Net)	32.48	48.22
Others	3.17	0.31
<b>Total</b>	<b>7,100.46</b>	<b>7,722.69</b>

### Disaggregation of Revenue from contracts with customers

#### Revenue based on Geography

Particulars	Year ended March 31, 2024	Year ended March 31, 2023
Domestic	4,292.98	4,472.85
Export	2,807.48	3,249.84
<b>Revenue from Operations</b>	<b>7,100.46</b>	<b>7,722.69</b>

#### Revenue based on business segment

Particulars	Year ended March 31, 2024	Year ended March 31, 2023
Textile	5,628.45	6,484.64
Advanced Material	1,302.27	1,128.84
Others	169.74	109.21
<b>Revenue from Operations</b>	<b>7,100.46</b>	<b>7,722.69</b>

### Reconciliation of revenue from operation with contract price

Particulars	Year ended March 31, 2024	Year ended March 31, 2023
Revenue from contract with customers as per the contract price	7,416.03	7,919.91
<b>Less : Adjustment made to contract price on account of:</b>		
a) Discounts and Rebates	95.37	84.18
b) Sales Return	189.70	97.86
c) Bonus / incentive	30.47	15.14
d) Customer loyalty programme	0.03	0.04
<b>Revenue from Operations</b>	<b>7,100.46</b>	<b>7,722.69</b>

### Contract balances

The following table provides information about contract assets and contract liabilities from contracts with customers:

Particulars	Year ended March 31, 2024	Year ended March 31, 2023
Trade Receivables - Contract Assets	952.41	853.10
Advances from Customers - Contract Liabilities*	347.27	263.01

\*It is expected that this unsatisfied performance obligations will be satisfied withing next 12 months.

# Notes to the Standalone Financial Statements

for the year ended March 31, 2024

(₹ in Crores)

## Note 18 : Revenue from operations (Contd.)

The company has applied practical expedient as given in Ind AS 115 for not disclosing the remaining performance obligation for contracts that have original expected duration of one year or lesser.

### Movements in contract liability balances

Particulars	Year ended March 31, 2024	Year ended March 31, 2023
Revenue recognised that was included in the contract liability balance at the beginning of the period	66.32	46.79

## Note 19 : Other income

Particulars	Year ended March 31, 2024	Year ended March 31, 2023
Interest income on financial assets measured at amortized cost		
- Fixed Deposits	0.50	0.36
- Loans and Advances	9.84	10.03
- Others	0.23	2.31
Scrap income	16.07	14.62
Dividend income	5.43	4.50
Government grants (Refer note 16)	8.83	8.91
Financial guarantee commission	1.62	1.17
Rent	2.49	2.35
Share of Profit/(Loss) from LLP	0.03	0.01
Profit on sale of Property, plant and equipment (Net)	-	4.09
Miscellaneous income	8.34	3.06
<b>Total</b>	<b>53.38</b>	<b>51.41</b>

## Note 20 : Cost of raw materials and accessories consumed

Particulars	Year ended March 31, 2024	Year ended March 31, 2023
Inventory at the beginning of the year	352.99	768.19
Add : Purchases during the year	3,500.12	3,502.50
	3,853.11	4,270.69
Less : Inventory at the end of the year	553.76	352.99
<b>Total</b>	<b>3,299.35</b>	<b>3,917.70</b>

## Note 21 : Purchases of stock-in-trade

Particulars	Year ended March 31, 2024	Year ended March 31, 2023
Purchase of stock-in-trade	155.62	156.87
<b>Total</b>	<b>155.62</b>	<b>156.87</b>

# Notes to the Standalone Financial Statements

for the year ended March 31, 2024

(₹ in Crores)

## Note 22 : Changes in inventories of finished goods, work-in-progress and stock-in-trade

Particulars	Year ended March 31, 2024	Year ended March 31, 2023
<b>Inventories at the end of the year</b>		
Finished goods	383.51	355.18
Inventories-in-trade	12.82	10.35
Work-in-Progress	404.95	431.69
Project work-in-progress	295.97	253.67
Waste	1.00	0.36
<b>(A)</b>	<b>1,098.25</b>	<b>1,051.25</b>
<b>Inventories at the beginning of the year</b>		
Finished goods	355.18	419.38
Inventories-in-trade	10.35	12.01
Work-in-Progress	431.69	486.96
Project work-in-progress	253.67	218.37
Waste	0.36	1.98
<b>(B)</b>	<b>1,051.25</b>	<b>1,138.70</b>
<b>Total (Increase) / Decrease in Inventories (B-A)</b>	<b>(47.00)</b>	<b>87.45</b>

## Note 23 : Employee benefits expense

Particulars	Year ended March 31, 2024	Year ended March 31, 2023
Salaries, Wages, Gratuity, Bonus and Commission	739.90	684.56
Contribution to provident and other funds (Refer note 34)	62.05	53.20
Staff welfare and training expenses	18.33	17.56
Share based payment to employees (Refer note 37)	2.51	1.79
<b>Total</b>	<b>822.79</b>	<b>757.11</b>

## Note 24 : Finance costs

Particulars	Year ended March 31, 2024	Year ended March 31, 2023
Interest expense on Financial Liabilities measured at amortised cost		
- Loans	142.28	128.78
- Debentures	1.24	7.18
- Lease Liabilities (Refer note 38)	6.27	5.74
- Others	1.03	2.91
Exchange differences regarded as an adjustment to borrowing costs	-	9.95
<b>Total</b>	<b>150.82</b>	<b>154.56</b>

# Notes to the Standalone Financial Statements

for the year ended March 31, 2024

(₹ in Crores)

## Note 25 : Depreciation and amortization expense

Particulars	Year ended March 31, 2024	Year ended March 31, 2023
Depreciation on Property, plant and equipment (Refer note 5)(Refer (i) below)	187.16	184.08
Depreciation on Investment properties (Refer note 6)	0.27	0.10
Amortization of Intangible assets (Refer note 7)	10.49	14.61
Depreciation on right of use assets (Refer note 38)	14.85	12.16
Adjustment due to Discontinued Operations (Refer note 46)	-	(2.46)
<b>Total</b>	<b>212.77</b>	<b>208.49</b>

- (i) During the current financial year, w.e.f. October 1, 2023, the Company has re-assessed the useful life of certain Property, Plant & Equipment based upon the internal technical evaluation carried out. Change in useful life of the Property, Plant & Equipment is being applied prospectively in accordance with Ind AS 8 - Accounting Policies, Changes in Accounting Estimates and Errors. Accordingly, there is a decrease in depreciation amount by ₹ 9.25 crores for the period ended March 31, 2024 due to change in useful life.

## Note 26 : Other expenses

Particulars	Year ended March 31, 2024	Year ended March 31, 2023
Power and fuel	552.98	609.05
Stores consumed	569.67	572.39
Processing charges	222.39	231.48
Miscellaneous Labour charges	134.26	116.16
Rent	14.77	12.35
Insurance	14.39	15.53
Printing, stationery and communication	20.39	16.59
Commission and Brokerage	43.28	34.04
Rates and taxes	18.60	9.07
Repairs :		
To Building	4.79	6.53
To Machineries (including spares consumption)	127.75	117.01
To others	7.71	10.77
Freight, insurance and clearing charge	92.42	125.04
Advertisement and publicity	42.41	36.64
Software Expenses	9.34	3.46
Legal and Professional charges	35.99	31.78
Conveyance and Travelling expenses	35.00	27.76
Director's sitting fees	0.17	0.07
Sundry advances written off	6.94	1.21
Allowances for doubtful receivables and expected credit loss (Refer note 8 (b))	2.45	1.04
Auditor's remuneration (Refer note (i) below)	1.78	2.08
Bank charges	29.13	22.79
Corporate Social Responsibility expenses (Refer note 39)	5.57	5.06
Loss on sale of Property, plant and equipment (Net)	0.73	-
Miscellaneous expenses (Refer note (ii) below)	67.88	62.03
<b>Total</b>	<b>2,060.79</b>	<b>2,069.93</b>

# Notes to the Standalone Financial Statements

for the year ended March 31, 2024

(₹ in Crores)

## Note 26 : Other expenses (Contd.)

### (i) Break up of Auditor's remuneration

Particulars	Year ended March 31, 2024	Year ended March 31, 2023
<b>Payment to Auditors as</b>		
Auditors	1.75	1.70
For Other Services (including Certification fees)	0.02	0.29
For reimbursement of expenses	0.01	0.09
<b>Total</b>	<b>1.78</b>	<b>2.08</b>

(ii) The Company made a contribution to an electoral bond of ₹ NIL crores for the year ended March 31, 2024. For the year ended March 31, 2023, Company has made a contribution of ₹ 9.00 crores (through the purchase of electoral bonds, with the ultimate beneficiary being the "Bharatiya Janata Party"), which is included in Miscellaneous Expenses.

## Note 27 : Exceptional items

Particulars	Year ended March 31, 2024	Year ended March 31, 2023
(a) Provision for impairment of investments and loans (net)*	28.56	23.83
(b) Investment write off	0.65	10.18
(c) Loss of Limited Liability Partnership	-	30.39
(d) Loss on Sale of Investments	-	52.53
(e) Profit on Sale of Undertaking	-	(152.06)
	29.21	(35.13)
Tax Impact on above (Refer note 28)	(6.81)	6.62
<b>Total</b>	<b>22.40</b>	<b>(28.51)</b>

\* During the year, Company has made provision for Impairment in equity investment in its subsidiary after comparing carrying value of the investment with recoverable amount. Recoverable amount of the Investment is estimated based on the replacement value of the tangible assets & carrying value of the monetary assets and liabilities.

## Note 28 : Income tax

The major component of income tax expense for the years ended March 31, 2024 and March 31, 2023 are as follows:

Particulars	Year ended March 31, 2024	Year ended March 31, 2023
<b>Statement of Profit and Loss</b>		
Current income tax expense	112.39	90.88
<b>Short provision related to earlier years</b>		
- Current Tax	4.03	(0.01)
- Deferred tax expense	-	9.14
	4.03	9.13
<b>Deferred tax Charge/(Credit)</b>		
- Continuing Business	(17.27)	(37.78)
- Discontinued Business	-	(1.50)
- Exceptional Items (Refer note 27)	(6.81)	6.62
	(24.08)	(32.66)
<b>Income tax expense in the Statement of Profit and Loss</b>	<b>92.34</b>	<b>67.35</b>
<b>Statement of Other comprehensive income (OCI)</b>		
Current income tax	1.96	1.14
Deferred tax charge/(credit)	(3.77)	(6.11)
<b>Income tax expense/(credit) recognised in OCI</b>	<b>(1.81)</b>	<b>(4.97)</b>



# Notes to the Standalone Financial Statements

for the year ended March 31, 2024

(₹ in Crores)

## Note 28 : Income tax (Contd.)

Reconciliation of tax expense and the accounting profit multiplied by domestic tax rate for the year ended March 31, 2024 and March 31, 2023.

### A. Current tax

Particulars	Year ended March 31, 2024	Year ended March 31, 2023
<b>Accounting profit before tax</b>	<b>404.05</b>	406.64
<b>Less : Tax on Exceptional Items</b>	<b>6.81</b>	(6.62)
	<b>397.24</b>	413.26
Tax Rate	<b>25.168%</b>	25.168%
Current tax expenses on Profit before tax expenses at the enacted income tax rate in India	<b>99.98</b>	104.01
<b>Adjustment</b>		
On account of revaluation of tax base of non-depreciable assets (due to indexation benefit)	<b>(2.26)</b>	(1.83)
Utilisation of Capital Loss	<b>(2.12)</b>	3.32
Profit on sale of undertaking	-	(38.27)
Expenditure not deductible for tax/not liable to tax	<b>(6.52)</b>	24.44
Change in deferred tax balance due to change in income tax rate	-	(66.90)
Short Provision of the earlier years	<b>4.03</b>	(0.01)
MAT credit utilised for tax liabilities pertaining to earlier years	-	9.14
Mat Credit written off	-	27.06
On account of Loss on sale of Investment and other adjustments	<b>(0.77)</b>	6.39
<b>Total income tax expense</b>	<b>92.34</b>	67.35
Effective tax rate	<b>22.85%</b>	16.56%

### B. Deferred tax

Significant components of Deferred tax (assets) and liabilities recognized in the financial statements of the Company are as follows:

Particulars	Balance Sheet as at		Statement of Profit and Loss and OCI for the year ended on	
	March 31, 2024	March 31, 2023	March 31, 2024	March 31, 2023
Accelerated depreciation for tax purposes	<b>169.93</b>	173.87	<b>(3.94)</b>	(65.99)
Impact of fair valuation of Land	<b>6.57</b>	8.83	<b>(2.26)</b>	(1.83)
Provision for doubtful loan	<b>(24.80)</b>	(24.24)	<b>(0.56)</b>	1.09
Expenditure allowable on payment basis	<b>(16.21)</b>	(8.89)	<b>(7.32)</b>	4.95
Expenditure allowable over the period (Section 35D / 35DD)	<b>0.02</b>	(1.03)	<b>1.05</b>	3.20
Unused long-term capital loss	<b>(50.18)</b>	(47.16)	<b>(3.02)</b>	(11.12)
Unused tax credit available for offsetting against future taxable income (MAT Credit Entitlement)	-	-	-	36.20
Others	<b>(102.97)</b>	(91.17)	<b>(11.80)</b>	3.86
<b>Deferred tax expense/(income)</b>			<b>(27.85)</b>	(29.64)
<b>Net deferred tax liabilities/(assets)</b>	<b>(17.64)</b>	10.21		
<b>Reflected in the balance sheet as follows</b>				
Deferred tax liabilities	<b>176.50</b>	182.70		
Deferred tax assets	<b>(194.14)</b>	(172.49)		
<b>Deferred tax liabilities/(assets) (net)</b>	<b>(17.64)</b>	10.21		

The Company offsets tax assets and liabilities if and only if it has a legally enforceable right to set off current tax assets and current tax liabilities and the deferred tax assets and deferred tax liabilities relate to income taxes levied by the same tax authority.

The Company has unused tax capital losses amounting to ₹ 475.32 crores as at March 31, 2024 (March 31, 2023: ₹ 466.53 crores). Out of the same, tax credits on losses of ₹ 259.93 crores have not been recognised on the basis that recovery is not probable in the foreseeable future. Unrecognised tax capital losses will expire by March 31, 2032, if unutilized, based on the year of origination.

# Notes to the Standalone Financial Statements

for the year ended March 31, 2024

(₹ in Crores)

## Note 29 : Disclosure in respect of Construction / Job work Contracts

Particulars	As at March 31, 2024	As at March 31, 2023
Amount of Contract Revenue recognized	32.28	-
Amount of Advance Received from Customers	332.52	228.81

## Note 30 : Contingent liabilities

Particulars	As at March 31, 2024	As at March 31, 2023
<b>Contingent liabilities not provided for</b>		
(i) Claims against Company not acknowledged as debts	9.04	10.89
(ii) Disputed demands in respect of		
Excise and Customs duty	4.77	13.73
Value added tax and Central sales tax	5.24	5.57
Goods and Service Tax	8.26	7.91
Service tax	17.23	17.23

The claims which are not acknowledged as debt are related to factory labour which are pending before Labour and Industrial Court.

Above disputed demand includes show cause notices received from various indirect tax department for various matters and in response of the same the Company has preferred appeals on these matters and the same are pending with various adjudicating authorities.

The management expect that its position will likely be upheld on ultimate resolution and will not have a material adverse effect on the Company's financial statements.

The Company has received various demands / show cause notices from income tax authorities aggregating to ₹ 5.31 crores. As the company has opted for new tax regime under section 115BAA of the Act in FY 2022-23, the company has written off MAT credit u/s. 115JAA of the Act amounting to ₹ 27.06 crore, which can be offset against above demands. If the above referred issues settles against the Company, there will not be any actual tax outflow or impact on profit and loss of the Company. Hence, no contingent liability is considered on above matters.

## Note 31 : Capital commitment and other commitments

Particulars	As at March 31, 2024	As at March 31, 2023
<b>(a) Capital commitments</b>		
Estimated amount of Contracts remaining to be executed on capital account and not provided for (Net of advances)	87.74	52.31
<b>(b) Other commitments</b>		
Export obligations against the import licenses taken for import of capital goods under the Export Promotion Capital Goods Scheme which is to be fulfilled over the period of next six years. If the Company is unable to meet these obligations, its liability would be ₹ 25.37 crores (March 31, 2023: ₹ 26.42 crores) which will reduce in proportion to actual exports. The Company is reasonably certain to meet its export obligations and expects no outflow, hence it does not anticipate a loss with respect to these obligations and accordingly has not made any provision in its financial statements.	152.21	158.51

# Notes to the Standalone Financial Statements

for the year ended March 31, 2024

## Note 32 : Foreign Exchange Derivatives and Exposures not hedged

The Company holds derivative financial instruments such as foreign currency forward and option contracts to mitigate the risk of changes in exchange rates on foreign currency exposures. The counter party for these contracts is generally a bank.

All derivative financial instruments are recognized as assets or liabilities on the balance sheet and measured at fair value. The accounting for changes in the fair value of a derivative instrument depends on the intended use of the derivative and the resulting designation.

The fair values of all derivatives are separately recorded in the balance sheet within current and non-current assets and liabilities depending upon the maturity of the derivatives.

The use of derivative instruments is subject to limits, authorities and regular monitoring by appropriate levels of management. The limits, authorities and monitoring systems are periodically reviewed by management and the Board. The market risk on derivatives is mitigated by changes in the valuation of the underlying assets, liabilities or transactions, as derivatives are used only for risk management purposes.

### Cash Flow Hedges

The Company also enters into forward exchange contracts for hedging highly probable forecast transaction and account for them as cash flow hedges and states them at fair value. Subsequent changes in fair value are recognized in equity until the hedged transaction occurs, at which time, the respective gain or losses are reclassified to the statement of profit or loss. These hedges have been effective for the year ended March 31, 2024 and March 31, 2023.

The Company uses foreign exchange contracts from time to time to optimize currency risk exposure on its foreign currency transactions.

The cash flow hedges are taken out by the Company during the year for hedging the foreign exchange rate of highly probable forecast transactions.

The cash flows related to above are expected to occur during the year ended March 31, 2023 and consequently may impact the statement of profit or loss for that year depending upon the change in the foreign exchange rates movements.

### A. Foreign Exchange Derivatives

Nature of instrument	Currency	As at March 31, 2024				As at March 31, 2023			
		Average Exchange Rate (in equivalent ₹)	Amount in Foreign currency (In Millions)	Nominal Amount (₹ in Crores)	MTM Value (₹ in Crores)	Average Exchange Rate (in equivalent ₹)	Amount in Foreign currency (In Millions)	Nominal Amount (₹ in Crores)	MTM Value (₹ in Crores)
<b>Cash Flow Hedges (Routed through OCI)</b>									
<b>Forward Sales Contracts</b>									
Maturing less than 3 months	USD	83.36	84.57	705.02	(1.50)	82.17	46.53	382.32	(1.26)
Maturing between 3 to 6 months	USD	83.85	84.38	707.56	0.52	82.51	33.62	277.39	(1.18)
Maturing between 6 to 9 months	USD	84.41	44.91	379.02	0.92	81.94	10.28	84.24	(1.35)
Maturing between 9 to 12 months	USD	84.57	10.75	90.91	-	80.13	3.00	24.04	(1.06)
<b>Total</b>	USD		224.61	1,882.51	(0.06)		93.43	767.99	(4.85)
<b>Option contracts</b>									
Maturing less than 3 months	USD	-	-	-	-	-	-	-	0.20
Maturing between 3 to 6 months	USD	-	-	-	-	-	-	-	0.08
Maturing between 6 to 9 months	USD	-	-	-	-	-	-	-	(0.34)
Maturing between 9 to 12 months	USD	-	-	-	-	-	-	-	(0.86)
Maturing after 12 months	USD	-	-	-	-	-	-	-	-
<b>Total</b>	USD		-	-	-		-	-	(0.92)
<b>Forward Purchase Contracts</b>									
Maturing less than 3 months	USD	83.41	0.89	7.46	-	-	-	-	-
<b>Total</b>	USD		0.89	7.46	-		-	-	-

All derivative contracts stated above are for the purpose of hedging the underlying foreign currency exposure.

# Notes to the Standalone Financial Statements

for the year ended March 31, 2024

## Note 32 : Foreign Exchange Derivatives and Exposures not hedged (Contd.)

### B. Exposure Not Hedged

Nature of exposure	Currency	As at March 31, 2024		As at March 31, 2023	
		FC In Mn	₹ in Crores	FC In Mn	₹ in Crores
Receivables	USD	37.81	315.39	21.77	178.92
	EUR	0.73	6.57	0.78	7.00
	GBP	0.01	0.08	-	-
	AUD	0.12	0.63	0.13	0.72
	AED	0.03	0.07	0.04	0.10
Payable towards borrowings	USD	-	-	-	-
Receivable towards loans and interest	USD	0.18	1.47	3.06	25.13
Payable to creditors	USD	4.51	37.62	3.47	28.49
	EUR	0.14	1.25	1.47	13.17
	GBP	0.06	0.60	0.06	0.63
	AUD	0.01	0.07	(AUD 4,371)	0.02
	JPY	4.36	0.24	4.36	0.27
	CHF	0.04	0.33	0.02	0.14
	HKD	(HKD 3,945)	(₹ 42,055)	0.01	0.01
	AED	(AED 5,259)	0.01	-	-
	CAD	(CAD 1,089)	0.01	-	-

## Note 33 : Segment Reporting

### Identification of Segments:

The chief operational decision maker monitors the operating results of its Business segment separately for the purpose of making decision about resource allocation and performance assessment. Segment performance is evaluated based on profit or loss and is measured consistently with profit or loss in the financial statements. Operating segment have been identified on the basis of nature of products and other quantitative criteria specified in the Ind AS 108. Operating segments are reported in a manner consistent with the internal reporting provided to the Chief Operating Decision Maker ("CODM") of the company.

### Operating Segments:

- (a) **Textiles** : Fabrics, Garments and Fabric Retail.
- (b) **Advanced Material** : Human Protection fabric & garments, Industrial Products, Advance Composites and Automotive fabrics.
- (c) **Others** : E-commerce, Agriculture Produce, EPABX and One to Many Radio, Developing of Residential Units and Others.

### Segment revenue and results:

Revenue and expenses directly attributable to segments are reported under each reportable segment. The expenses and income which are not directly attributable to any business segment are shown as unallocable expenditure (net of unallocable income). Unallocated expenditure consists of common expenditure incurred for all the segments and expenses incurred at corporate level.

### Segment assets and Liabilities:

Assets and liabilities that are directly attributable or allocable to segments are disclosed under each reportable segment. Segment assets include all operating assets used by the operating segment and mainly consist of property, plant and equipment, trade receivables, Inventories and other operating assets. Segment liabilities primarily includes trade payable and other liabilities excluding borrowings.

Common assets and liabilities which can not be allocated to any of the business segment are shown as unallocable assets / liabilities.

# Notes to the Standalone Financial Statements

for the year ended March 31, 2024

(₹ in Crores)

## Note 33 : Segment Reporting (Contd.)

### Inter Segment transfer:

Inter Segment revenues are recognised at sales price. The same is based on market price and business risks. Profit or loss on inter segment transfer are eliminated at the company level.

The accounting policies of the reportable segments are the same as the Company's accounting policies described in Note 3. The Company's financing (including finance costs and finance income) and income taxes are reviewed on an overall basis and are not allocated to operating segments.

### Geographical segment

Geographical segment is considered based on sales within India and rest of the world.

Summarised segment information for the years ended March 31, 2024 and March 31, 2023 are as follows:

Particulars	For the Year ended/As at March 31, 2024					Total
	Textiles	Advanced Material	Others	Internet <sup>#</sup>	Elimination	
<b>REVENUE</b>						
External Revenue	5,628.45	1,302.27	169.74	-	-	7,100.46
Inter segment Revenue	1.23	-	-	-	(1.23)	-
<b>Enterprise revenue</b>	<b>5,629.68</b>	<b>1,302.27</b>	<b>169.74</b>	<b>-</b>	<b>(1.23)</b>	<b>7,100.46</b>
<b>RESULT</b>						
<b>Segment Result Before Finance cost</b>	450.94	146.15	(18.89)	-	-	578.20
Less: Finance Cost						(150.82)
Less: Unallocable expenses (net of income)						(23.33)
Less: Tax expense						(99.15)
<b>Net profit/(loss) after tax</b>	<b>450.94</b>	<b>146.15</b>	<b>(18.89)</b>	<b>-</b>	<b>-</b>	<b>304.90</b>
Segment Assets	4,422.16	759.52	550.58	-	-	5,732.26
Unallocated Assets						996.56
<b>Total Assets</b>	<b>4,422.16</b>	<b>759.52</b>	<b>550.58</b>	<b>-</b>	<b>-</b>	<b>6,728.82</b>
Segment Liabilities	1,384.01	194.48	373.08	-	-	1,951.57
Unallocated Liabilities						53.12
<b>Total Liabilities</b>	<b>1,384.01</b>	<b>194.48</b>	<b>373.08</b>	<b>-</b>	<b>-</b>	<b>2,004.69</b>
Depreciation and amortisation expense	170.40	21.22	3.23	-	-	194.85
Unallocated Depreciation and amortisation expense						17.92
<b>Total Depreciation and amortisation expense</b>	<b>170.40</b>	<b>21.22</b>	<b>3.23</b>	<b>-</b>	<b>-</b>	<b>212.77</b>
Capital Expenditure	193.88	50.43	10.87	-	-	255.18
Unallocated Capital Expenditure						21.73
<b>Total Capital Expenditure (Refer note (a))</b>	<b>193.88</b>	<b>50.43</b>	<b>10.87</b>	<b>-</b>	<b>-</b>	<b>276.91</b>
Material non-cash items other than Depreciation and amortisation	39.39	20.72	(0.03)	-	-	60.08
Unallocated Material non-cash items other than Depreciation and amortisation						12.48
<b>Total Material non-cash items other than Depreciation and amortisation</b>	<b>39.39</b>	<b>20.72</b>	<b>(0.03)</b>	<b>-</b>	<b>-</b>	<b>72.56</b>

# Notes to the Standalone Financial Statements

for the year ended March 31, 2024

(₹ in Crores)

## Note 33 : Segment Reporting (Contd.)

Particulars	For the Year ended/As at March 31, 2023					
	Textiles	Advanced Material	Others	Internet*	Elimination	Total
<b>REVENUE</b>						
External Revenue	6,484.64	1,128.84	109.21	6.33	-	7,729.02
Inter segment Revenue	1.16	0.13	-	-	(1.29)	-
<b>Enterprise revenue</b>	<b>6,485.80</b>	<b>1,128.97</b>	<b>109.21</b>	<b>6.33</b>	<b>(1.29)</b>	<b>7,729.02</b>
<b>RESULT</b>						
<b>Segment Result Before Finance cost</b>	467.75	122.71	(20.18)	(7.47)	-	562.81
Less: Finance Cost						(154.63)
Less: Unallocable expenses (net of income)						(1.54)
Less: Tax expense						(60.73)
<b>Net profit/(loss) after tax</b>	<b>467.75</b>	<b>122.71</b>	<b>(20.18)</b>	<b>(7.47)</b>	<b>-</b>	<b>345.91</b>
Segment Assets	4,174.38	611.99	345.78	-	-	5,132.15
Unallocated Assets						1,265.65
<b>Total Assets</b>	<b>4,174.38</b>	<b>611.99</b>	<b>345.78</b>	<b>-</b>	<b>-</b>	<b>6,397.80</b>
Segment Liabilities	1,244.79	148.01	291.58	-	-	1,684.38
Unallocated Liabilities						56.82
<b>Total Liabilities</b>	<b>1,244.79</b>	<b>148.01</b>	<b>291.58</b>	<b>-</b>	<b>-</b>	<b>1,741.20</b>
Depreciation and amortisation expense	168.13	19.25	2.34	2.46	-	192.18
Unallocated Depreciation and amortisation expense						18.77
<b>Total Depreciation and amortisation expense</b>	<b>168.13</b>	<b>19.25</b>	<b>2.34</b>	<b>2.46</b>	<b>-</b>	<b>210.95</b>
Capital Expenditure	143.70	56.66	5.48	7.13	-	212.97
Unallocated Capital Expenditure						19.09
<b>Total Capital Expenditure (Refer note (a))</b>	<b>143.70</b>	<b>56.66</b>	<b>5.48</b>	<b>7.13</b>	<b>-</b>	<b>232.06</b>
Material non-cash items other than Depreciation and amortisation	22.41	15.15	(0.10)	-	-	37.46
Unallocated Material non-cash items other than Depreciation and amortisation						22.92
<b>Total Material non-cash items other than Depreciation and amortisation</b>	<b>22.41</b>	<b>15.15</b>	<b>(0.10)</b>	<b>-</b>	<b>-</b>	<b>60.38</b>

# Internet Business has been discontinued with effect from June 30, 2022. Refer note 46 for details of discontinued operations.

- (a) Capital expenditure consists of additions to property, plant and equipment, intangible assets, investment properties, capital work-in-progress and Right of Use assets.

(b) Particulars	Year ended/ as at	
	March 31, 2024	March 31, 2023
<b>Segment Revenue*</b>		
(a) In India	4,292.98	4,479.18
(b) Rest of the world	2,807.48	3,249.84
<b>Total</b>	<b>7,100.46</b>	<b>7,729.02</b>
<b>Carrying Cost of Segment Non Current Assets@</b>		
(a) In India	3,320.96	3,276.96
(b) Rest of the world	-	-
<b>Total</b>	<b>3,320.96</b>	<b>3,276.96</b>

\* Based on location of Customers

@ Other than financial assets.

- (c) Information about major customers:

Considering the nature of business of company in which it operates, the company deals with various customers including multiple geographics. No single customer has accounted for more than 10% of the company's revenue for the years ended March 31, 2024 and 2023.



# Notes to the Standalone Financial Statements

for the year ended March 31, 2024

(₹ in Crores)

## Note 34 : Disclosure pursuant to Employee benefits

### A. Defined contribution plans:

Amount of ₹ 62.05 Crores (March 31, 2023: ₹ 53.20 Crores) is recognised as expenses and included in note no. 23 "Employee benefit expense".

Particulars	Year ended March 31, 2024	Year ended March 31, 2023
(i) Contribution to Provident Fund [note (a)]	31.03	31.85
(ii) Contribution to Pension Fund [note (a)]	17.91	12.24
(iii) Contribution to Superannuation Fund [note (b)]	0.71	1.51
(iv) Contribution to Employees' State Insurance [note (c)]	11.05	6.44
(v) Contribution to National Pension Scheme	1.35	1.16
<b>Total</b>	<b>62.05</b>	<b>53.20</b>

### Note

- (a) Employees of the Company receive benefits from a provident fund, which is a defined contribution plan. The eligible employees and the company make monthly contributions to the provident fund plan equal to a specified percentage of the employees' salary. Amounts collected under the provident fund plan are deposited in a government administered provident fund. The remaining portion is contributed to the government-administered pension fund. The company has no further obligation to the plan beyond its monthly contributions. Such contributions are accounted for as defined contribution plans and are recognised as employee benefits expenses when they are due in the Statement of profit and loss.
- (b) The Company's Superannuation Fund was administered by approved Trust. The Company was required to contribute the specified amount to the Trust for the eligible employees and with effect from October 1, 2023, the company has discontinued the Superannuation Fund Scheme.
- (c) The Company's Employee State Insurance Fund, for all eligible employees, is administered by ESIC Corporation. The Company is required to contribute specified amount to ESIC Corporation and has no further obligations to the same beyond its contribution.

### B. Defined benefit plans:

The Company has following post employment benefit plans which are in the nature of defined benefit plans:

#### (a) Gratuity

The Company provides for gratuity for employees in India as per the Payment of Gratuity Act, 1972. Employees who are in continuous service for a period of 5 years are eligible for gratuity. The amount of gratuity payable on retirement/termination is the employees last drawn basic salary per month computed proportionately for 15 days (30 days for the employees joined before March 31, 2000 with the grade of M2 and above from the date they are in Grade M2 and above) salary multiplied for the number of years of service. The Gratuity plan is a Funded plan administered by a recognised Trust in India.

Liabilities with regard to the Gratuity Plan are determined by actuarial valuation, performed by an independent actuary, at each Balance Sheet date using the projected unit credit method. The Company fully contributes all ascertained liabilities to the Arvind Limited Employees' Gratuity Fund Trust (the Trust). Trustees administer contributions made to the Trusts and contributions are invested in a scheme as permitted by Indian law.

The Company recognizes the net obligation of a defined benefit plan in its Balance Sheet as an asset or liability. Gains and losses through re-measurements of the net defined benefit liability/(asset) are recognized in other comprehensive income and are not reclassified to profit or loss in subsequent periods. The actual return of the portfolio of plan assets, in excess of the yields computed by applying the discount rate used to measure the defined benefit obligations recognized in other comprehensive income.

#### (b) Compensatory Pension Scheme

The Company operates a post retirement pension scheme, which is discretionary in nature for certain cadres of employees who have joined before June 30, 1983 and who have rendered not less than 31 years of service before their retirement. The plan is unfunded. Employees do not contribute to the plan.

Liabilities with regard to the Compensatory Pension Scheme are determined by actuarial valuation, performed by an independent actuary, at each Balance Sheet date using the projected unit credit method.

The Company recognizes the net obligation of a defined benefit plan in its Balance Sheet as an asset or liability. Gains and losses through re-measurements of the net defined benefit liability are recognized in other comprehensive income and are not reclassified to profit or loss in subsequent periods.



# Notes to the Standalone Financial Statements

for the year ended March 31, 2024

(₹ in Crores)

## Note 34 : Disclosure pursuant to Employee benefits (Contd.)

Changes in defined benefit obligation and plan assets as at March 31, 2024:

Particulars	As at April 1, 2023	Charged to statement of profit and loss			Employees' contribution	Employer's contribution	Transfer in	Benefit paid	Remeasurement gains/(losses) in other comprehensive income					As at March 31, 2024
		Service cost	Net interest expense/(income)	Sub-total included in statement of profit and loss (note 23)					Return on plan assets (excluding amounts included in net interest income)	Actuarial changes arising from demographic assumptions	Actuarial changes arising from changes in financial assumptions	Actuarial changes arising from Experience adjustments	Transfer of Obligations & Assets	Sub-total included in OCI
<b>Gratuity</b>														
Defined benefit obligation	118.03	7.49	8.57	16.06	-	-	-	(11.76)	-	(0.51)	0.65	2.15	-	2.29
Fair value of plan assets	(126.90)	-	(9.22)	(9.22)	-	-	-	11.76	(9.96)	-	-	-	-	(9.96)
<b>Net Benefit liability/ (asset)</b>	<b>(8.87)</b>	<b>7.49</b>	<b>(0.65)</b>	<b>6.84</b>	<b>-</b>	<b>-</b>	<b>-</b>	<b>-</b>	<b>(9.96)</b>	<b>(0.51)</b>	<b>0.65</b>	<b>2.15</b>	<b>-</b>	<b>(7.67)</b>
<b>Compensatory Pension Scheme</b>														
Defined benefit obligation	1.47	0.03	0.11	0.14	-	-	-	-	-	-	(0.03)	(0.11)	-	(0.14)
<b>Net Benefit liability/ (asset)</b>	<b>1.47</b>	<b>0.03</b>	<b>0.11</b>	<b>0.14</b>	<b>-</b>	<b>-</b>	<b>-</b>	<b>-</b>	<b>-</b>	<b>-</b>	<b>(0.03)</b>	<b>(0.11)</b>	<b>-</b>	<b>(0.14)</b>
<b>Total benefit liability/ (asset)</b>	<b>(7.40)</b>	<b>7.52</b>	<b>(0.54)</b>	<b>6.98</b>	<b>-</b>	<b>-</b>	<b>-</b>	<b>-</b>	<b>(9.96)</b>	<b>(0.51)</b>	<b>0.62</b>	<b>2.04</b>	<b>-</b>	<b>(7.81)</b>

Changes in defined benefit obligation and plan assets as at March 31, 2023:

Particulars	As at April 1, 2022	Charged to statement of profit and loss			Employees' contribution	Employer's contribution	Transfer in	Benefit paid	Remeasurement gains/(losses) in other comprehensive income					As at March 31, 2023
		Service cost	Net interest expense/(income)	Sub-total included in statement of profit and loss (note 23)					Return on plan assets (excluding amounts included in net interest income)	Actuarial changes arising from demographic assumptions	Actuarial changes arising from changes in financial assumptions	Actuarial changes arising from Experience adjustments	Transfer of Obligations & Assets	Sub-total included in OCI
<b>Gratuity</b>														
Defined benefit obligation	123.00	8.48	6.30	14.78	-	-	-	(14.26)	-	0.36	(10.82)	4.97	-	(5.49)
Fair value of plan assets	(118.57)	-	(6.08)	(6.08)	-	(4.43)	-	1.05	1.13	-	-	-	-	1.13
<b>Net Benefit liability/ (asset)</b>	<b>4.43</b>	<b>8.48</b>	<b>0.22</b>	<b>8.70</b>	<b>-</b>	<b>(4.43)</b>	<b>-</b>	<b>(13.21)</b>	<b>1.13</b>	<b>0.36</b>	<b>(10.82)</b>	<b>4.97</b>	<b>-</b>	<b>(4.36)</b>
<b>Compensatory Pension Scheme</b>														
Defined benefit obligation	1.53	0.03	0.08	0.11	-	-	-	-	-	-	(0.03)	(0.14)	-	(0.17)
<b>Net Benefit liability/ (asset)</b>	<b>1.53</b>	<b>0.03</b>	<b>0.08</b>	<b>0.11</b>	<b>-</b>	<b>-</b>	<b>-</b>	<b>-</b>	<b>-</b>	<b>-</b>	<b>(0.03)</b>	<b>(0.14)</b>	<b>-</b>	<b>(0.17)</b>
<b>Total benefit liability/ (asset)</b>	<b>5.96</b>	<b>8.51</b>	<b>0.30</b>	<b>8.81</b>	<b>-</b>	<b>(4.43)</b>	<b>-</b>	<b>(13.21)</b>	<b>1.13</b>	<b>0.36</b>	<b>(10.85)</b>	<b>4.83</b>	<b>-</b>	<b>(4.53)</b>

# Notes to the Standalone Financial Statements

for the year ended March 31, 2024

(₹ in Crores)

## Note 34 : Disclosure pursuant to Employee benefits (Contd.)

The major categories of plan assets of the fair value of the total plan assets of Gratuity are as follows:

Particulars	As at March 31, 2024	As at March 31, 2023
	(%) of total plan assets	(%) of total plan assets
Central Government Securities	0.00%	0.00%
Public Sector/Financial Institutional Bonds	0.00%	0.00%
Portfolio with Insurance Companies	100.00%	99.99%
Others (including bank balances)	0.00%	0.01%
<b>(%) of total plan assets</b>	<b>100%</b>	<b>100%</b>

The principal assumptions used in determining above defined benefit obligations for the Company's plans are shown below:

Particulars	As at March 31, 2024	As at March 31, 2023
Discount rate	7.16%	7.29%
Future salary increase	6.00%	6.00%
Expected rate of return on plan assets	7.16%	7.29%
<b>Attrition rate</b>		
- For service 4 years and below	45.00%	44.00%
- For service 5 years to 10 years	25.00%	25.00%
- For service above 11 years	10.00%	11.00%
Mortality rate during employment	Indian assured lives Mortality 2012-14 (Urban)	Indian assured lives Mortality 2012-14 (Urban)

A quantitative sensitivity analysis for significant assumption is as shown below for the defined benefit plan:

Particulars	Sensitivity level	Increase / (decrease) in defined benefit obligation (Impact)	
		Year ended March 31, 2024	Year ended March 31, 2023
<b>Gratuity</b>			
Discount rate	1% increase	(4.75)	(4.30)
	1% decrease	5.27	4.75
Salary increase	1% increase	5.28	4.77
	1% decrease	(4.84)	(4.39)
Attrition rate	1% increase	0.22	0.24
	1% decrease	(0.25)	(0.28)
<b>Compensatory Pension Scheme</b>			
Discount rate	1% increase	(0.02)	(0.02)
	1% decrease	0.03	0.03

The above sensitivity analysis may not be representative of the actual benefit obligation as it is unlikely that the change in assumptions would occur in isolation of one another as some of the assumptions may be correlated.

# Notes to the Standalone Financial Statements

for the year ended March 31, 2024

(₹ in Crores)

## Note 34 : Disclosure pursuant to Employee benefits (Contd.)

In presenting the above sensitivity analysis, the present value of defined benefit obligation has been calculated using the projected unit credit method at the end of reporting period, which is the same as that applied in calculating the defined benefit obligation liability recognized in the balance sheet. The methods and types of assumptions used in preparing the sensitivity analysis did not change compared with the previous period.

### Maturity analysis (Expected undiscounted future benefit payments for the defined benefit plan)

Particulars	As at March 31, 2024	As at March 31, 2023
<b>Gratuity</b>		
Within the next 12 months	36.25	32.76
From 2 to 5 years	51.70	53.15
From 6 to 10 years	41.67	38.43
<b>Compensatory Pension Scheme</b>		
Within the next 12 months	0.34	0.34
From 2 to 5 years	1.36	1.36

### Weighted average duration of defined plan obligation (based on discounted cash flows)

Particulars	As at March 31, 2024	As at March 31, 2023
	In Years	In Years
Gratuity	5	5
Compensatory Pension Scheme	2	2

The Company does not have any contributions expected towards planned assets for the next year.

## C. Other Long term employee benefit plans:

### Leave encashment

The Company has a policy on leave encashment which are both accumulating and non-accumulating in nature. The expected cost of accumulating leave encashment is determined by actuarial valuation performed by an independent actuary at each Balance Sheet date using projected unit credit method on the additional amount expected to be paid/availed as a result of the unused entitlement that has accumulated at the Balance Sheet date. Expense on non-accumulating compensated absences is recognized in the period in which the absences occur.

The Company has recognised following as expenses and included in note no. 23 "Employee benefit expense".

Particulars	As at March 31, 2024	As at March 31, 2023
Leave Encashment	10.83	12.31
<b>Total</b>	<b>10.83</b>	<b>12.31</b>

# Notes to the Standalone Financial Statements

for the year ended March 31, 2024

## Note 35 : Disclosure of Related Party Transactions in accordance with Ind AS 24 - Related Party Disclosures

(a) Name of Related Parties and Nature of Relationship :	
<b>(I) Subsidiaries</b>	
1 Arvind Envisol Limited	
2 Arvind Smart Textiles Limited	
3 Syntel Telecom Limited	
4 Arvind Internet Limited	upto June 30, 2022
5 Arvind Suit Manufacturing Private Limited (Formerly known as Arvind Goodhill Suit Manufacturing Private Limited)	Merged with Arvind Advanced Materials Limited effective from January 1, 2024
6 Arvind Sports Fashion Private Limited (Formerly known as Arvind Ruf & Tuf Private Limited)	
7 Arvind PD Composites Private Limited	
8 Arvind OG Nonwovens Private Limited	
9 Arvind BKP Berolina Private Limited (Formerly known as Arvind Transformational Solutions Private Limited)	Merged with Arvind Advanced Materials Limited effective from January 1, 2024
10 Arvind Premium Retail Limited	
11 Arvind Advanced Materials Limited (Formerly known as Arvind Polymer Textiles Limited)	
12 Arya Omnitalk Wireless Solutions Private Limited	
13 Arvind Engineered Composite Panels Private Limited (Formerly known as Arvind Polser Engineered Composite Panels Private Limited)	Merged with Arvind Advanced Materials Limited effective from January 1, 2024
14 Arvind Lifestyle Apparel Manufacturing PLC	
15 Arvind Enterprise FZC	
16 Arvind Worldwide Inc.	
17 Arvind Envisol PLC	
18 AJ Environmental Solutions Company	upto January 18, 2023
19 Westech Advance Materials Limited	upto February 28, 2023
20 Arvind Textile Mills Limited	upto September 25, 2023
21 Arvind Niloy Exports Private Limited	
22 Arvind Worldwide(M) Inc.*	
23 Arvind Overseas (M) Inc.*	
24 Arvind Spinning Limited *	
25 Maruti Ornet and Infrabuild LLP	
26 Syntel Enkay Converged Technologies LLP (Formerly known as Enkay Converged Technologies LLP)	
27 Arvind Foundation	
28 Arvind Indigo Foundation	
29 Arvind Norm CBRN Systems Private Limited	Merged with Arvind Advanced Materials Limited effective from January 1, 2024
30 Arvind Technical Products Private Limited	w.e.f. February 8, 2023
31 Arvind Township LLP (Formerly known as Arvind & Smart Value Homes LLP)	w.e.f. April 1, 2023
<b>(II) Joint Ventures and Associates</b>	
1 Arya Omnitalk Radio Trunking Services Private Limited	
2 Adient Arvind Automotive Fabrics India Private Limited	
3 Arudrama Developers Private Limited	
4 Arvind Township LLP (Formerly known as Arvind & Smart Value Homes LLP)	upto March 31, 2023

# Notes to the Standalone Financial Statements

for the year ended March 31, 2024

## Note 35 : Disclosure of Related Party Transactions in accordance with Ind AS 24 - Related Party Disclosures (Contd.)

(a) Name of Related Parties and Nature of Relationship :	
5 PVH Arvind Manufacturing PLC, Ethiopia	
6 Clean Max Kratos Private Limietd	upto June 20, 2022
7 Renew Green (GJ Eight) Private Limited	w.e.f. January 26, 2023
<b>(III) Key Management Personnel</b>	
1 Mr. Sanjay S. Lalbhai	Chairman and Managing Director
2 Mr. Jayesh K. Shah**	Director & Group Chief Financial Officer
3 Mr. Punit S. Lalbhai	Executive Director
4 Mr. Kulin S. Lalbhai	Executive Director
5 Mr. Swayam Saurabh	Chief Financial Officer (upto January 25, 2023)
6 Mr. Nigam Shah	Chief Financial Officer (w.e.f February 1, 2024)
7 Mr. Bakul Harshadrai Dholakia	Non-Executive Director
8 Mr. Dileep Chinubhai Choksi	Non-Executive Director
9 Ms. Renuka Ramnath	Non-Executive Director (upto May 18, 2022)
10 Mr. Nilesh Dhirajlal Shah	Non-Executive Director
11 Mr. Arpit Kantilal Patel	Non-Executive Director
12 Ms. Ismet Tehmesp Khambatta	Non-Executive Director (w.e.f August 1, 2022)
<b>(IV) Entity over which Key Management personnel and their relatives have control/ joint control/significant influence</b>	
1 Arvind Smartspaces Limited	
2 The Anup Engineering Limited	
3 Arvind Fashions Limited	
4 Arvind Lifestyle Brands Limited	
5 PVH Arvind Fashion Private Limited (Formerly known as Calvin Klein Arvind Fashion Private Limited)	
6 Arvind Youth Brands Private Limited	
7 White Ocean Business Ventures LLP	
<b>(V) Trusts and Others</b>	
1 Arvind Mills Employees' Provident Fund	
2 Arvind Mills Employees' Gratuity Fund	
3 Lalbhai Group of Companies Officers' Superannuation Fund	

\* Companies are having defunct status.

\*\* The Company had appointed Mr. Jayesh Shah, Whole Time Director as Chief Financial Officer (KMP) of the Company for the period from January 26, 2023 to January 31, 2024.

The names of the related parties and nature of the relationships where control exists are disclosed irrespective of whether or not there have been transactions between the related parties. For others, the names and the nature of relationships is disclosed only when the transactions are entered into by the Company with the related parties during the existence of the related party relationship.



# Notes to the Standalone Financial Statements

for the year ended March 31, 2024

(₹ in Crores)

## Note 35 : Disclosure of Related Party Transactions in accordance with Ind AS 24 - Related Party Disclosures (Contd.)

### (b) Disclosure in respect of Related Party Transactions :

Particulars	Subsidiaries		Joint Ventures and Associates		Key Management Personnel		Trusts		Entity over which Key Management personnel and their relatives have control/joint control / significant influence		Total	
	Year ended / as at March 31, 2024	Year ended / as at March 31, 2023	Year ended / as at March 31, 2024	Year ended / as at March 31, 2023	Year ended / as at March 31, 2024	Year ended / as at March 31, 2023	Year ended / as at March 31, 2024	Year ended / as at March 31, 2023	Year ended / as at March 31, 2024	Year ended / as at March 31, 2023	Year ended / as at March 31, 2024	Year ended / as at March 31, 2023
<b>(I) Transactions during the year</b>												
Purchase of Goods	171.59	181.12	-	-	-	-	-	-	0.13	0.15	171.72	181.27
Purchase of Property, plant and equipment	5.68	20.67	-	-	-	-	-	-	0.02	-	5.70	20.67
Sales of Goods	295.87	317.24	-	-	-	-	-	-	45.46	28.84	341.33	346.08
Sale of Property, plant and equipment	0.52	1.01	-	-	-	-	-	-	-	-	0.52	1.01
Services Rendered	0.87	1.04	-	-	-	-	-	-	-	1.93	0.87	2.97
Rent Income	2.13	2.12	-	-	-	-	-	-	0.11	0.11	2.24	2.23
Expenses Recovered	30.48	17.22	1.51	1.24	-	-	-	-	6.89	6.27	38.88	24.73
Remuneration	-	-	-	-	25.21	26.06	-	-	-	-	25.21	26.06
Sifting Fees paid to Non-Executive Directors	-	-	-	-	0.17	0.07	-	-	-	-	0.17	0.07
Commission to Non-Executive Directors	-	-	-	-	0.41	0.35	-	-	-	-	0.41	0.35
Services Received	106.89	91.48	19.99	-	-	-	-	-	12.46	8.62	139.34	100.10
Donation Given	0.94	3.30	-	-	-	-	-	-	-	-	0.94	3.30
Contribution Given for Employee Benefit Plans	-	-	-	-	-	-	0.71	5.85	-	-	0.71	5.85
Share of Profit from LLP	0.03	(30.39)	-	0.01	-	-	-	-	-	-	0.03	(30.38)
Dividend Income	3.92	4.01	1.51	0.49	-	-	-	-	-	-	5.43	4.50
Interest Income	9.08	8.60	-	-	-	-	-	-	-	-	9.08	8.60
Guarantee Commission Income	1.62	1.16	-	-	-	-	-	-	-	-	1.62	1.16
Provision / (Reversal) of impairment in value of investments	4.09	(0.09)	-	-	-	-	-	-	-	-	4.09	(0.09)
Impairment in value of Loan	(0.18)	23.92	-	-	-	-	-	-	-	-	(0.18)	23.92
Loan Given	156.05	119.02	-	-	-	-	-	-	-	-	156.05	119.02
Receipt towards Loan Given	77.68	115.37	-	-	-	-	-	-	-	-	77.68	115.37
Loan Taken	1.08	-	-	-	-	-	-	-	-	-	1.08	-
Investment made	30.81	167.40	6.83	20.51	-	-	-	-	-	-	37.64	187.91
Sale of Investment	85.72	258.90	-	(₹ 2,600)	-	-	-	-	-	-	85.72	258.90
Withdrawal of capital Contribution	(0.03)	-	-	-	-	-	-	-	-	-	(0.03)	-
Investment written off	0.65	10.18	-	-	-	-	-	-	-	-	0.65	10.18
Purchase of Investment	0.66	-	-	-	-	-	-	-	-	-	0.66	-
Profit on Sale of undertaking	-	152.06	-	-	-	-	-	-	-	-	-	152.06
Conversion of loan into Equity	26.16	-	-	-	-	-	-	-	-	-	26.16	-
<b>(II) Balances as at year end</b>												
Guarantees	117.30	80.79	-	-	-	-	-	-	-	-	117.30	80.79
Trade Receivables	49.44	70.87	-	0.34	-	-	-	-	30.53	34.51	79.97	105.72
Investments	477.92	438.80	48.93	104.87	-	-	-	-	-	-	526.85	543.67
Provision for Impairment of Investment	(273.41)	(269.92)	(13.47)	(13.47)	-	-	-	-	(286.88)	-	(286.88)	(283.39)
Share Application Money	-	-	1.49	1.49	-	-	-	-	1.49	-	1.49	1.49
Provision for Impairment of Share Application Money	-	-	(1.49)	(1.49)	-	-	-	-	(1.49)	-	(1.49)	(1.49)
Loan Given	172.11	120.70	-	-	-	-	-	-	172.11	120.70	172.11	120.70
Allowance for Doubtful Loan	(92.15)	(92.33)	-	-	-	-	-	-	(92.15)	-	(92.15)	(92.33)
Other Current Assets	0.48	1.46	-	-	-	-	-	-	0.07	1.21	10.25	11.54
Other Current Financial Assets	2.70	2.31	-	-	-	-	9.70	8.87	-	-	2.70	2.31
Other Non Current Assets	1.97	-	0.50	0.50	-	-	-	-	-	-	2.47	0.75
Trade Payable	34.08	34.44	5.36	-	0.38	0.31	-	-	6.00	12.98	45.82	47.73
Other Current Liabilities	17.82	0.81	-	-	-	-	-	-	-	-	17.82	0.81
Other Current Financial Liabilities	6.36	8.39	-	-	-	-	-	-	-	-	6.36	8.39
Short Term Provision	-	-	-	-	-	-	-	1.06	-	-	-	1.06

# Notes to the Standalone Financial Statements

for the year ended March 31, 2024

(₹ in Crores)

## Note 35 : Disclosure of Related Party Transactions in accordance with Ind AS 24 - Related Party Disclosures (Contd.)

### (c) Disclosures in respect of material transaction of the same type with related parties during the year

Particulars	Year ended March 31, 2024	Year ended March 31, 2023
<b>Purchase of Goods</b>		
Arvind Smart Textiles Limited	83.80	106.70
<b>Sales of Goods</b>		
Arvind Smart Textiles Limited	218.74	266.26
<b>Loan Given</b>		
Arvind Advanced Materials Limited (Previously known as Arvind Polymer Textiles Limited)	-	0.95
Arvind Sports Fashion Private Limited (Formerly Known as Arvind Ruf & Tuf Private Limited)	39.64	90.23
<b>Investment made</b>		
Arvind Internet Limited	-	152.30
<b>Profit on Sale of undertaking</b>		
Arvind Internet Limited	-	152.06
<b>Sale of Investment</b>		
Arvind Internet Limited	77.60	185.78

### Disclosures in respect of material balance of the same type with related parties.

Particulars	As at March 31, 2024	As at March 31, 2023
<b>Investments</b>		
Arvind Lifestyle Apparel Manufacturing PLC	286.22	260.05
Arvind Township LLP (Previously Known as Arvind & Smart Value Homes LLP)	90.96	62.77
<b>Provision for Impairment of Investment</b>		
Arvind Lifestyle Apparel Manufacturing PLC	(289.92)	(217.33)
<b>Loan Given</b>		
Arvind Advanced Materials Limited (Previously known as Arvind Polymer Textiles Limited)	82.68	4.93

### (d) Disclosures pursuant to the Regulation 34(3) read with para A of Schedule V to the SEBI (Listing obligations and disclosure requirements) Regulations, 2015 read with section 186(4) of the Companies Act, 2013.

#### Loans and Advances in the nature of loans

List of Related Parties	Purpose	Balance as at	
		March 31, 2024	March 31, 2023
<b>Loans and Advances</b>			
Arvind Worldwide (M) Inc.	General Business Purpose	5.23	5.23
Less : Allowance for doubtful loan		(5.23)	(5.23)
		-	-
Arvind Premium Retail Limited	General Business Purpose	13.51	12.49
Less : Allowance for doubtful loan		(13.51)	(12.49)
		-	-
Arvind Sports Fashion Private Limited (Previously Known as Arvind Ruf & Tuf Private Limited)	General Business Purpose	46.21	74.60
Less : Allowance for doubtful loan		(46.21)	(74.60)
		-	-
Arvind Advanced Materials Limited ( Previously known as Arvind Polymer Textiles Limited)	General Business Purpose	82.69	4.93
Less : Allowance for doubtful loan		(27.20)	-
		55.49	4.93

# Notes to the Standalone Financial Statements

for the year ended March 31, 2024

(₹ in Crores)

## Note 35 : Disclosure of Related Party Transactions in accordance with Ind AS 24 - Related Party Disclosures

(d) Disclosures pursuant to the Regulation 34(3) read with para A of Schedule V to the SEBI (Listing obligations and disclosure requirements) Regulations, 2015 read with section 186(4) of the Companies Act, 2013. (Contd.)

List of Related Parties	Purpose	Balance as at	
		March 31, 2024	March 31, 2023
Arvind BKP Berolina Private Limited (Previously known as Arvind Transformational Solutions Private Limited)	General Business Purpose	-	0.01
Arvind Technical Products Private Limited	General Business Purpose	23.08	-
Arvind Lifestyle Apparel Manufacturing PLC	General Business Purpose	1.39	23.43
<b>Total(A)</b>		<b>79.96</b>	<b>28.37</b>
<b>Corporate Guarantee given on behalf of</b>			
Arvind Envisol Limited	Facilitate Trade Finance	30.84	41.77
Arvind Sports Fashion Private Limited (Previously Known as Arvind Ruf & Tuf Private Limited)	Facilitate Trade Finance	35.87	-
Arvind Smart Textiles Limited	Facilitate Trade Finance	-	19.73
Syntel Enkay Converged Technologies LLP (previously known as Enkay Converged Technologies LLP)	Facilitate Trade Finance	1.53	1.20
Arvind Technical Products Private Limited	Facilitate Trade Finance	29.52	-
Arya Omnitalk Wireless Solutions Private Limited	Facilitate Trade Finance	19.54	18.09
<b>Total(B)</b>		<b>117.30</b>	<b>80.79</b>
<b>Total(A+B)</b>		<b>197.26</b>	<b>109.16</b>

List of Related Parties	Purpose	Maximum Outstanding During	
		2023-24	2022-23
Loans and Advances			
Arvind Worldwide (M) Inc.	General Business Purpose	5.23	5.23
Arvind Lifestyle Apparel Manufacturing PLC	General Business Purpose	26.55	23.60
Arvind Enterprise FZC	General Business Purpose	1.04	18.34
Arvind Envisol Limited	General Business Purpose	-	6.50
Arvind Internet Limited	General Business Purpose	-	0.26
Syntel Enkay Converged Technologies LLP (previously known as Enkay Converged Technologies LLP)	General Business Purpose	-	4.87
Arvind Sports Fashion Private Limited (Previously Known as Arvind Ruf & Tuf Private Limited)	General Business Purpose	77.40	126.84
Arvind Premium Retail Limited	General Business Purpose	13.51	12.49
Arvind Polymer Textiles Limited (Previously known as Arvind True Blue Limited)	General Business Purpose	-	6.28
Arvind Advanced Materials Limited ( Previously known as Arvind Polymer Textiles Limited)	General Business Purpose	84.26	-
Arvind Engineered Composite Panels Private Limited(Previously known as Arvind Polser Engineered Composite Panels Private Limited)	General Business Purpose	-	5.78
Arvind Suit Manufacturing Private Limited (merged with Arvind Advanced Materials Limited w.e.f from January 1, 2024)	General Business Purpose	8.12	-
Arvind BKP Berolina Private Limited (Previously known as Arvind Transformational Solutions Private Limited)	General Business Purpose	-	0.01
Arvind Transformation Solutions Limited	General Business Purpose	0.01	-
Arvind Technical Products Private Limited	General Business Purpose	23.08	-

# Notes to the Standalone Financial Statements

for the year ended March 31, 2024

(₹ in Crores)

## Note 35 : Disclosure of Related Party Transactions in accordance with Ind AS 24 - Related Party Disclosures (Contd.)

### (e) Terms and conditions of transactions with related parties

- (1) Outstanding balances other than loan given and taken and fair value of financial guarantee contract, at the year-end are unsecured and interest free and settlement occurs in cash.
- (2) Loans in INR given to the related party carries interest rate of 8.00% (March 31, 2023: 8.00%). Loans in USD given to the related party carries an interest rate range from 6.20% to 6.80% (March 31, 2023 : 6.20%).
- (3) Financial guarantee given to Bank on behalf of subsidiaries carries no charge and are unsecured.
- (4) The company has granted the majority of the loans payable on demand.

### (f) Commitments with related parties

The Company has provided commitment of ₹ 4.27 Crores to the related party as at March 31, 2024 (March 31, 2023: ₹ 1.89 Crores).

### (g) Transactions with key management personnel

The remuneration of key management personnel during the year was as follows :

Particulars	Year ended March 31, 2024	Year ended March 31, 2023
Short-term employee benefits	24.75	25.63
Post employment benefits	0.55	0.38
Other long-term employment benefits	0.11	0.06
Others - Contribution towards Provident Fund	0.38	0.41
<b>Total compensation paid to key management personnel</b>	<b>25.79</b>	<b>26.48</b>

## Note 36 : Earning per share

Particulars		Year ended March 31, 2024	Year ended March 31, 2023
<b>Earning per share (Basic and Diluted)</b>			
<b>Continuing Operation</b>			
Profit attributable to ordinary equity holders	₹ in Crores	304.90	351.95
Weighted average number of equity shares for basic EPS (a)	No.	26,15,67,376	26,09,10,131
Effect of potential Ordinary shares on outstanding Employee Stock Options (b)	No.	2,46,639	41,251
<b>Weighted average number of Ordinary shares in computing diluted earnings per share (a) + (b)</b>	No.	<b>26,18,14,015</b>	<b>26,09,51,382</b>
Nominal value of equity shares	₹	10	10
Basic earning per share	₹	11.66	13.49
Diluted earning per share	₹	11.65	13.46
<b>Discontinued Operation</b>			
Loss attributable to ordinary equity holders	₹ in Crores	-	(6.04)
Weighted average number of equity shares for basic EPS (a)	No.	26,15,67,376	26,09,10,131
Effect of potential Ordinary shares on outstanding Employee Stock Options (b)	No.	2,46,639	41,251
<b>Weighted average number of Ordinary shares in computing diluted earnings per share (a) + (b)</b>	No.	<b>26,18,14,015</b>	<b>26,09,51,382</b>
Nominal value of equity shares	₹	10	10
Basic earning per share	₹	-	(0.23)
Diluted earning per share	₹	-	(0.23)
<b>Continuing and Discontinued Operation</b>			
Profit attributable to ordinary equity holders	₹ in Crores	304.90	345.91
Weighted average number of equity shares for basic EPS (a)	No.	26,15,67,376	26,09,10,131
Effect of potential Ordinary shares on outstanding Employee Stock Options (b)	No.	2,46,639	41,251
<b>Weighted average number of Ordinary shares in computing diluted earnings per share (a) + (b)</b>	No.	<b>26,18,14,015</b>	<b>26,09,51,382</b>
Nominal value of equity shares	₹	10	10
Basic earning per share	₹	11.66	13.26
Diluted earning per share	₹	11.65	13.23

# Notes to the Standalone Financial Statements

for the year ended March 31, 2024

## Note 37 : Share based payments

- A. The Company has instituted Employee Stock Option Scheme 2008 (ESOS 2008) and AL – Employee Stock Option Scheme 2021 (ESOS 2021), pursuant to the approval of the shareholders of the company at their extra ordinary general meeting held on October 23, 2007 and annual general meeting held on August 18, 2021 respectively. Under both the schemes, the Company has granted options convertible into equal number of equity shares of the face value of ₹ 10 each to its certain employees. The following table sets forth the particulars of the options outstanding as on March 31, 2024 under ESOS 2008 and ESOS 2021:

Scheme	ESOS 2021						
Date of grant	January 27, 2022	March 22, 2022	August 5, 2022	August 5, 2022	July 27, 2023	October 27, 2023	January 10, 2024
Vesting Date	Vesting date January 27, 2023	Step vesting in 4 tranches from March 31, 2023 to March 31, 2026	Step vesting in 3 tranches from March 31, 2024 to March 31, 2026	Step vesting in 3 tranches from March 31, 2024 to March 31, 2026	Vesting date July 31, 2024	Step vesting in 3 tranches from Oct 31, 2024 to Oct 31, 2026	Step vesting in 3 tranches from May 31, 2025 to May 31, 2027
Number of options granted	50,000	1,00,000	37,500	37,500	1,00,000	1,50,000	5,50,000
Number of options outstanding	50,000	1,00,000	37,500	37,500	1,00,000	1,50,000	5,50,000
Exercise price per option	₹ 128.70	₹ 116.70	₹ 10.00	₹ 92.35	₹ 10.00	₹ 169.80	₹ 263.95
Fair Value of option on Grant date	₹ 62.11	₹ 49.72	₹ 87.47	₹ 34.10	₹ 116.84	₹ 56.63	₹ 96.79
Vesting period	Over a period of 1 to 3 years from the date of grant						
Vesting requirements	On continued employment with the company and fulfilment of performance parameters.						
Exercise period	3 years from the date of vesting						
Method of settlement	Through allotment of one equity share for each option granted.						

## B. Movement in Stock Options during the year :

The following reconciles the share option outstanding at the beginning and at the end of the year :

Particulars	Year Ended March 31, 2024		Year Ended March 31, 2023	
	No. of Options	Weighted Average Exercise Price	No. of Options	Weighted Average Exercise Price
<b>ESOS 2008</b>				
Outstanding at the beginning of the year	-	-	23,37,655	61.94
Vested during the year	-	-	9,11,655	35.99
Granted during the year	-	-	-	-
Lapsed/Forfeited during the year	-	-	14,26,000	78.53
Exercised during the year	-	-	9,11,655	35.99
Expired during the year	-	-	-	-
Outstanding at the end of the year	-	-	-	-
Exercisable at the end of the year	-	-	-	-
<b>ESOS 2021</b>				
Outstanding at the beginning of the year	3,58,000	67.88	3,50,000	125.27
Vested during the year	1,58,000	17.74	-	-
Granted during the year	8,00,000	214.55	2,08,000	29.80
Lapsed/Forfeited during the year	-	-	2,00,000	128.70
Exercised during the year	1,33,000	17.74	-	-
Expired during the year	-	-	-	-
Outstanding at the end of the year	10,25,000	188.86	3,58,000	67.88
Exercisable at the end of the year	1,25,000	108.40	1,00,000	106.32

# Notes to the Standalone Financial Statements

for the year ended March 31, 2024

(₹ in Crores)

## Note 37 : Share based payments (Contd.)

### C. Share Options Exercised during the year:

Option Series	No. of Options	Exercise Date	Weighted Average Share Price at Exercise Date
Options exercised during the year	1,08,000	August 22, 2023	96.20
	25,000	February 1, 2024	96.20

### D. Share Options Outstanding at the end of the year:

**ESOS 2008** - There are no options outstanding at the end of the year in this scheme.

**ESOS 2021** - The share options outstanding at the end of the year had a weighted average exercise price of ₹ 192.56.

### E. Significant Assumptions of Valuation on New Grant:

Weighted Average Information:

	ESOS 2021
(i) Share price ( ₹ )	243.82
(ii) Exercise price ( ₹ )	214.55
(iii) Expected volatility	46.16%
(iv) Risk-free interest rate	7.07%
(v) Any other inputs to the model	None
(vi) Method used and the assumptions made to incorporate effects of expected early exercise	Binomial Option Pricing Model
(vii) How expected volatility was determined, including an explanation of the extent of to which expected volatility was based on historical volatility	The volatility of the Company's stock price on stock exchanges over the expected life of the options has been considered.
(viii) Whether any or how any other features of option grant were incorporated into the measurement of fair value, such as market condition.	None

### F. Expense arising from share- based payment transactions

Total expenses arising from share- based payment transactions recognised in profit or loss as part of employee benefit expense were as follows :

Particulars	Year ended March 31, 2024	Year ended March 31, 2023
Share Based Payment to Employees	2.51	1.78

## Note 38 : Leases

### A. The Company has taken land, factory buildings, godowns, offices, plant and machinaries and other facilities on lease.

**Disclosures as per Ind AS 116** - Leases are as follows:

### B. The changes in the carrying value of ROU assets for the year ended on March 31, 2024 are as follows :

Particulars	Land and Building
<b>Balance at the beginning of the year</b>	<b>44.24</b>
Additions during the year	29.20
Deletions/cancellation/modification during the year	(0.31)
Depreciation (Refer note 25)	(14.85)
<b>Balance at the end of the year</b>	<b>58.28</b>



# Notes to the Standalone Financial Statements

for the year ended March 31, 2024

(₹ in Crores)

## Note 38 : Leases (Contd.)

The changes in the carrying value of ROU assets for the year ended on March 31, 2023 are as follows :

Particulars	Land and Building
<b>Balance at the beginning of the year</b>	<b>51.16</b>
Additions during the year	15.08
Deletions/cancellation/modification during the year	(9.84)
Depreciation (Refer note 25)	(12.16)
<b>Balance at the end of the year</b>	<b>44.24</b>

The aggregate depreciation expense on ROU assets is included under depreciation expense in the Statement of Profit and Loss.

### C. The movement in lease liabilities are as follows :

Particulars	Year ended March 31, 2024	Year ended March 31, 2023
<b>Balance at the beginning of the year</b>	<b>59.91</b>	69.11
Additions during the year	29.20	15.08
Deletions/cancellation/modification during the year	(0.30)	(10.26)
Finance cost accrued during the year (Refer note 24 and 38F)	6.27	5.81
Payment of lease liabilities	(22.64)	(19.83)
<b>Balance at the end of the year</b>	<b>72.44</b>	59.91

The break-up of current and non-current lease liabilities is as under :

Particulars	As at March 31, 2024	As at March 31, 2023
Current	17.94	13.45
Non Current	54.50	46.46
<b>Total</b>	<b>72.44</b>	59.91

### D. The details of contractual maturities of lease liabilities on discounted basis are as follows:

Particulars	As at March 31, 2024	As at March 31, 2023
Less than one year	17.94	13.45
One to five years	47.02	35.25
More than five years	7.48	11.21
<b>Total</b>	<b>72.44</b>	59.91

- E. The Company does not face a significant liquidity risk with regard to its lease liabilities as the current assets are sufficient to meet the obligations related to lease liabilities as and when they fall due.

# Notes to the Standalone Financial Statements

for the year ended March 31, 2024

(₹ in Crores)

## Note 38 : Leases (Contd.)

### F. The amount recognised in the statement of profit or loss are as follows:

Particulars	Year ended March 31, 2024	Year ended March 31, 2023
<b>Continuing Operation</b>		
Depreciation expense of right of use assets (Refer note 25)	14.85	12.00
Interest expense on lease liabilities (Refer note 24)	6.27	5.74
Rent expense - short-term lease and leases of low value assets (Refer note 26)	14.77	12.35
<b>Total</b>	<b>35.89</b>	<b>30.09</b>
<b>Discontinued Operation</b>		
Depreciation expense of right of use assets (Refer note 46)	-	0.16
Interest expense on lease liabilities (Refer note 46)	-	0.07
Rent expense - short-term lease and leases of low value assets (Refer note 46)	-	1.09
<b>Total</b>	<b>-</b>	<b>1.32</b>
<b>Continuing and Discontinued Operation</b>		
Depreciation expense of right of use assets	14.85	12.16
Interest expense on lease liabilities	6.27	5.81
Rent expense - short-term lease and leases of low value assets	14.77	13.44
<b>Total</b>	<b>35.89</b>	<b>31.41</b>

## Note 39 : Corporate Social Responsibility (CSR) Activities:

(a) The Company is required to spend ₹ 5.57 Crores (March 31, 2023 : ₹ 4.97 Crores) on CSR activities under section 135 of the Act.

(b) Amount spent during the year towards CSR activities are as follows:

Particulars	Year ended March 31, 2024			Year ended March 31, 2023		
	In cash	Yet to be paid in cash	Total	In cash	Yet to be paid in cash	Total
(i) Construction/acquisition of any asset	-	-	-	-	-	-
(ii) Contribution to various Trusts / NGOs / Societies / Agencies and utilization thereon	5.57	-	5.57	5.06	-	5.06
(iii) Expenditure on Administrative Overheads for CSR	-	-	-	-	-	-

(c) Arvind Limited through its CSR policy aims to work for social, economic, educational, infrastructural, environmental, health, inner wellbeing and cultural advancement of the people and thereby positively impact their quality of life. The broad thematic areas are Educational Advancement, Rural Advancement, Environmental Advancement, Health Advancement and Cultural Advancement.

(d) Amount spent towards CSR activities includes amount contributed to related party during the year ended on March 31, 2024 was ₹ 0.94 Crores (March 31, 2023 : ₹ 3.30 Crores). This CSR initiatives are being carried out by company promoted organizations – Arvind Indigo Foundation, Arvind Foundation (AF).

# Notes to the Standalone Financial Statements

for the year ended March 31, 2024

(₹ in Crores)

## Note 40: Financial Instruments by category

### (i) Financial assets by category

Particulars	Notes	As at March 31, 2024					As at March 31, 2023				
		Cost	Fair value through Other Comprehensive Income (FVTOCI)	Fair value (Derivative Instruments)	Amortised cost	Total	Cost	Fair value through Other Comprehensive Income (FVTOCI)	Fair value (Derivative Instruments)	Amortised cost	Total
Investments	8(a)										
- Equity shares		79.24	103.72	-	-	182.96	123.03	126.06	-	-	249.09
- Debentures		-	-	-	65.02	65.02	-	-	-	70.37	70.37
- Government securities		-	-	-	(₹ 23,000/-)	(₹ 23,000/-)	-	-	-	(₹ 23,000/-)	(₹ 23,000/-)
- Limited liability partnership		95.71	-	-	-	95.71	67.49	-	-	-	67.49
Trade receivables	8(b)	-	-	-	952.41	952.41	-	-	-	853.10	853.10
Loans	8(c)	-	-	-	80.56	80.56	-	-	-	52.85	52.85
Cash and cash equivalents	8(d)	-	-	-	30.25	30.25	-	-	-	29.49	29.49
Other bank balances	8(e)	-	-	-	8.74	8.74	-	-	-	8.99	8.99
Other financial assets	8(f)	-	-	4.53	37.46	41.99	-	-	4.71	36.71	41.42
<b>Total Financial assets</b>		<b>174.95</b>	<b>103.72</b>	<b>4.53</b>	<b>1,174.44</b>	<b>1,457.64</b>	<b>190.52</b>	<b>126.06</b>	<b>4.71</b>	<b>1,051.51</b>	<b>1,372.80</b>

### (ii) Financial liabilities by category

Particulars	Note	As at March 31, 2024				As at March 31, 2023			
		Fair value through Profit and Loss (FVTPL)	Fair value (Derivative Instruments)	Amortised cost	Total	Fair value through Profit and Loss (FVTPL)	Fair value (Derivative Instruments)	Amortised cost	Total
Borrowings	14(a)	-	-	1,247.77	1,247.77	-	-	1,360.24	1,360.24
Lease Liabilities	38	-	-	72.44	72.44	-	-	59.91	59.91
Trade payable	14(b)	-	-	1,250.42	1,250.42	-	-	1,091.28	1,091.28
Other Financial Liabilities	14(c)	2.04	4.59	175.15	181.78	0.94	10.48	168.87	180.29
<b>Total Financial liabilities</b>		<b>2.04</b>	<b>4.59</b>	<b>2,745.78</b>	<b>2,752.41</b>	<b>0.94</b>	<b>10.48</b>	<b>2,680.30</b>	<b>2,691.72</b>

For Financial instruments risk management objectives and policies, refer note 42.

## Note 41 : Fair value disclosures for financial assets and financial liabilities

(a) Set out below is a comparison, by class, of the carrying amounts and fair value of the Company's financial instruments, other than those with carrying amounts that are reasonable approximations of fair values:

Particulars	Note	Carrying amount		Fair value	
		As at March 31, 2024	As at March 31, 2023	As at March 31, 2024	As at March 31, 2023
<b>Financial assets</b>					
Investments measured at fair value through OCI	8(a)	103.72	126.06	103.72	126.06
Investments measured at amortised cost	8(a)	65.02	70.37	65.02	70.37
<b>Total</b>		<b>168.74</b>	<b>196.43</b>	<b>168.74</b>	<b>196.43</b>
<b>Financial liabilities</b>					
Borrowings at amortised Cost	14(a)	1,247.77	1,360.24	1,247.77	1,360.24
<b>Total</b>		<b>1,247.77</b>	<b>1,360.24</b>	<b>1,247.77</b>	<b>1,360.24</b>

# Notes to the Standalone Financial Statements

for the year ended March 31, 2024

(₹ in Crores)

## Note 41 : Fair value disclosures for financial assets and financial liabilities (Contd.)

The management assessed that the fair values of cash and cash equivalents, other bank balances, loans, trade receivables, other current financial assets, trade payables and other current financial liabilities approximate their carrying amounts largely due to the short-term maturities of these instruments.

The fair value of the financial assets and liabilities is included at the amount at which the instrument could be exchanged in a current transaction between willing parties, other than in a forced or liquidation sale. The following methods and assumptions were used to estimate the fair values.

The fair value of borrowings is calculated by discounting future cash flows using rates currently available for debts on similar terms, credit risk and remaining maturities.

For financial assets and financial liabilities that are measured at fair value, the carrying amounts are equal to the fair values.

### (b) Fair value hierarchy

The following table provides the fair value measurement hierarchy of the Company's assets and liabilities.

#### Quantitative disclosures fair value measurement hierarchy for assets as at March 31, 2024 and March 31, 2023

Particulars	Note	Fair value measurement using			
		Total	Quoted prices in active markets (Level 1)	Significant observable inputs (Level 2)	Significant unobservable inputs (Level 3)
As at March 31, 2024					
Assets measured at fair value					
Fair value through Other Comprehensive Income					
Investment in Equity shares	8(a)	103.72	-	-	103.72
Fair value (Derivative Instruments)					
Foreign Currency Derivative Contracts (Cash flow hedge)	8(f)	4.53	-	4.53	-
As at March 31, 2023					
Assets measured at fair value					
Fair value through Other Comprehensive Income					
Investment in Equity shares	8(a)	126.06	-	-	126.06
Fair value (Derivative Instruments)					
Foreign Currency Derivative Contracts (Cash flow hedge)	8(f)	4.71	-	4.71	-

# Notes to the Standalone Financial Statements

for the year ended March 31, 2024

(₹ in Crores)

## Note 41 : Fair value disclosures for financial assets and financial liabilities (Contd.)

Quantitative disclosures fair value measurement hierarchy for financial liabilities as at March 31, 2024 and March 31, 2023

Particulars	Note	Fair value measurement using			
		Total	Quoted prices in active markets (Level 1)	Significant observable inputs (Level 2)	Significant unobservable inputs (Level 3)
As at March 31, 2024					
Liabilities measured at fair value through Profit and Loss					
Financial guarantee contract	8(f)	2.04	-	-	2.04
Fair value (Derivative Instruments)					
Foreign Currency Derivative Contracts (Cash flow hedge)	8(f)	4.59	-	4.59	-
As at March 31, 2023					
Liabilities measured at fair value through Profit and Loss					
Financial guarantee contract	8(f)	0.94	-	-	0.94
Fair value (Derivative Instruments)					
Foreign Currency Derivative Contracts (Cash flow hedge)	8(f)	10.48	-	10.48	-

### Fair value hierarchy

Level 1: Level 1 hierarchy includes financial instruments measured using quoted prices. This includes listed equity instruments that have quoted price. The fair value of all equity instruments which are traded in the stock exchanges is valued using the closing price as at the reporting period.

Level 2: The fair value of financial instruments that are not traded in an active market (for example, traded bonds, over-the counter derivatives) is determined using valuation techniques which maximize the use of observable market data and rely as little as possible on entity-specific estimates. If all significant inputs required to fair value an instrument are observable, the instrument is included in level 2.

Level 3: If one or more of the significant inputs is not based on observable market data, the instrument is included in level 3. This is the case for unlisted equity securities, contingent consideration and indemnification asset included in level 3.

There are no transfer between level 1, 2 and 3 during the year.

The Company's policy is to recognise transfers into and transfers out of fair value hierarchy levels as at the end of the reporting period.

## Note 42 : Financial instruments risk management objectives and policies

The Company's activities expose it to a variety of financial risks, including market risk, credit risk and liquidity risk. The Company's risk management assessment and policies and processes are established to identify and analyse the risks faced by the Company, to set appropriate risk limits and controls, and to monitor such risks and compliance with the same. Risk assessment and management policies and processes are reviewed regularly to reflect changes in market conditions and the Company's activities.

The Company's risk management is carried out by a Treasury department under policies approved by the Board of directors. The Company's treasury identifies, evaluates and hedges financial risks in close co-operation with the Company's operating units. The board provides written principles for overall risk.

# Notes to the Standalone Financial Statements

for the year ended March 31, 2024

(₹ in Crores)

## Note 42 : Financial instruments risk management objectives and policies (Contd.)

### (a) Market risk

Market risk refers to the possibility that changes in the market rates may have impact on the Company's profits or the value of its holding of financial instruments. The Company is exposed to market risks on account of foreign exchange rates, interest rates, underlying equity prices, liquidity and other market changes.

Future specific market movements cannot be normally predicted with reasonable accuracy.

#### (a1) Interest rate risk

Interest rate risk refers to the possibility that the fair value or future cash flows of a financial instrument will fluctuate because of changes in market interest rate.

The Company is exposed to interest rate risk of short-term and long-term floating rate instruments. The Company's policy is to maintain a balance of fixed and floating interest rate borrowings and the proportion of fixed and floating rate debt is determined by current market interest rates. The borrowings of the Company are principally denominated in Indian Rupees and US dollars with mix of fixed and floating rates of interest. These exposures are reviewed by appropriate levels of management at regular interval.

As at March 31, 2024, None of the Company's Borrowings are at fixed rate of interest (March 31, 2023 : approximately 5.53%).

#### Interest rate sensitivity

The following table demonstrates the sensitivity to a reasonably possible change in interest rates on that portion of loans and borrowings affected. With all other variables held constant, the Company's profit before tax is affected through the impact on floating rate borrowings as follows:

Particulars	Effect on profit before tax	
	March 31, 2024	March 31, 2023
Increase in 50 basis points	(6.25)	(6.40)
Decrease in 50 basis points	6.25	6.40

#### (a2) Foreign currency risk

The Company's foreign currency risk arises from its foreign operations, investments in foreign subsidiaries, foreign currency transactions and foreign currency borrowings. The fluctuation in foreign currency exchange rates may have potential impact on the income statement and equity, where any transaction references more than one currency or where assets/liabilities are denominated in a currency other than the functional currency of the Company. The major foreign currency exposures for the Company are denominated in USD and EURO.

Since a significant part of the Company's revenue is in foreign currency and major part of the costs are in Indian Rupees, any movement in currency rates would have impact on the Company's performance. Exposures on foreign currency sales are managed through the Company's hedging policy, which is reviewed periodically to ensure that the results from fluctuating currency exchange rates are appropriately managed. The Company strives to achieve asset liability offset of foreign currency exposures and only the net position is hedged. Consequently, the overall objective of the foreign currency risk management is to minimize the short term currency impact on its revenue and cash-flow in order to improve the predictability of the financial performance. The Company may use forward contracts and foreign exchange options towards hedging risk resulting from changes and fluctuations in foreign currency exchange rate. These foreign exchange contracts, carried at fair value, may have varying maturities varying depending upon the primary host contract requirements and risk management strategy of the company. Hedge effectiveness is assessed on a regular basis.



# Notes to the Standalone Financial Statements

for the year ended March 31, 2024

(₹ in Crores)

## Note 42 : Financial instruments risk management objectives and policies (Contd.)

### Foreign currency sensitivity

The foreign exchange rate sensitivity is calculated by the aggregation of the net foreign exchange rate exposure in USD and EURO with a simultaneous parallel foreign exchange rates shift in the currencies by 2% against the functional currency of the respective entities. The company's exposure to foreign currency changes for all other currencies is not material.

Particulars	Change in Currency rate	Effect on profit before tax	
		in USD rate	in EURO rate
March 31, 2024	+2%	5.58	0.11
	-2%	(5.58)	(0.11)
March 31, 2023	+2%	3.51	(0.12)
	-2%	(3.51)	0.12

The movement in the pre-tax effect is a result of a change in the fair value of financial instruments not designated in a hedge relationship. Although the financial instruments have not been designated in a hedge relationship, they act as an economic hedge and will offset the underlying transactions when they occur.

### (b) Credit risk

Credit risk refers to the risk that counterparty will default on its contractual obligations resulting in financial loss to the Company. Credit risk encompasses of both, the direct risk of default and the risk of deterioration of creditworthiness as well as concentration of risks. Financial instruments that are subject to concentrations of credit risk materially consists of trade receivables, investments and derivative financial instruments.

The Company is exposed to credit risk from its operating activities (primarily trade receivables and also from its investing activities including deposits with banks, forex transactions and other financial instruments) for receivables, cash and cash equivalents, financial guarantees and derivative financial instruments.

All trade receivables are subject to credit risk exposure. The Company's exposure to credit risk is influenced mainly by the individual characteristics of each customer. The demographics of the customer, including the default risk of the industry and country, in which the customer operates, also has an influence on credit risk assessment. Credit risk is managed through established policies, controls relating to credit approvals and procedures for continuously monitoring the creditworthiness of customers to which the Company grants credit terms in the normal course of business. Outstanding customer receivables are regularly monitored and any shipments to major customers are generally covered by letters of credit. The history of trade receivables shows a negligible provision for bad and doubtful debts. Therefore, the Company does not expect any material risk on account of non-performance by any of the Company's counterparties. The Company does not have significant concentration of credit risk related to trade receivables. No single third party customer contributes to more than 10% of outstanding accounts receivable (excluding outstanding from subsidiaries) as of March 31, 2024 and March 31, 2023.

Trade receivables are non-interest bearing and are generally on 7 days to 180 days credit term.

With respect to derivatives, the Company's forex management policy lays down guidelines with respect to exposure per counter party i.e. with banks with high credit rating, processes in terms of control and continuous monitoring. The fair value of the derivatives are credit adjusted at the period end.

# Notes to the Standalone Financial Statements

for the year ended March 31, 2024

(₹ in Crores)

## Note 42 : Financial instruments risk management objectives and policies (Contd.)

### (c) Liquidity risk

Liquidity risk is defined as the risk that the Company will not be able to settle or meet its obligations on time, or at a reasonable price. The objective of liquidity risk management is to maintain sufficient liquidity and ensure that funds are available for use as per requirements. The Company generates cash flows from operations to meet its financial obligations, maintains adequate liquid assets in the form of cash & cash equivalents and has undrawn short term line of credits from banks to ensure necessary liquidity. The Company closely monitors its liquidity position and deploys a robust cash management system.

During the year, the Company has been regular in repayment of principal and interest on borrowings on or before due dates. The Company did not have defaults of principal and interest as on reporting date.

The Company requires funds both for short-term operational needs as well as for long-term investment programmes mainly in growth projects.

The table below summarises the maturity profile of the Company's financial liabilities based on contractual undiscounted payments:

Particulars	Note	< 1 year	>1 year but < 3 years	>3 year but < 5 years	more than 5 years	Total
<b>Year ended March 31, 2024</b>						
Interest bearing borrowings*	14 (a)	1,025.49	198.51	81.78	-	1,305.78
Lease Liabilities	38	23.41	34.20	22.70	8.66	88.97
Trade payables	14 (b)	1,250.42	-	-	-	1,250.42
Other financial liabilities#	14 (c)	180.22	0.94	0.62	-	181.78
		<b>2,479.54</b>	<b>233.65</b>	<b>105.10</b>	<b>8.66</b>	<b>2,826.95</b>
<b>Year ended March 31, 2023</b>						
Interest bearing borrowings*	14 (a)	1,043.16	388.29	10.19	-	1,441.64
Lease Liabilities	38	18.03	28.08	16.00	13.13	75.24
Trade payables	14 (b)	1,091.28	-	-	-	1,091.28
Other financial liabilities#	14 (c)	179.59	0.56	0.14	-	180.29
		<b>2,332.06</b>	<b>416.93</b>	<b>26.33</b>	<b>13.13</b>	<b>2,788.45</b>

\* Includes contractual interest payment based on interest rate prevailing at the end of the reporting period over the tenor of the borrowings.

# Other financial liabilities includes interest accrued but not due and interest accrued and due of ₹ 4.82 Crores (March 31, 2023 : ₹ 8.01 Crores).

### Note 43 : Capital management:

For the purpose of the Company's capital management, capital includes issued equity capital and all other equity reserves attributable to the equity holders of the Company. The primary objective of the Company's capital management is to ensure that it maintains an efficient capital structure and healthy capital ratios in order to support its business and maximise shareholder value.

The Company manages its capital structure and makes adjustments to it in light of changes in economic conditions or its business requirements to optimise return to our shareholders through continuing growth. To maintain or adjust the capital structure, the Company may adjust the dividend payment to shareholders, return capital to shareholders or issue new shares. The funding requirements are met through a mixture of equity, internal fund generation and other non-current borrowings. The Company monitors capital using a gearing ratio, which is net debt divided by total capital plus net debt. The Company includes within net debt, interest bearing loans and borrowings less cash and short-term deposits (including other bank balance). The Company is not subject to any externally imposed capital requirements.

# Notes to the Standalone Financial Statements

for the year ended March 31, 2024

(₹ in Crores)

## Note 43 : Capital management: (Contd)

Particulars	As at March 31, 2024	As at March 31, 2023
(a) Interest bearing loans and borrowings (note 14)	1,247.77	1,360.24
(b) Less: cash and bank balance (including other bank balance and book overdraft)	(38.99)	(38.48)
<b>(c) Net debt (a) - (b)</b>	<b>1,208.78</b>	<b>1,321.76</b>
(d) Equity share capital (note 12)	261.63	261.50
(e) Other equity (note 13)	3,214.74	3,034.86
<b>(f) Total capital (d) + (e)</b>	<b>3,476.37</b>	<b>3,296.36</b>
<b>(g) Total capital and net debt (c) + (f)</b>	<b>4,685.15</b>	<b>4,618.12</b>
<b>(h) Gearing ratio (c)/(g)</b>	<b>25.80%</b>	<b>28.62%</b>

In order to achieve this overall objective, the Company's capital management, amongst other things, aims to ensure that it meets financial covenants attached to the interest-bearing loans and borrowings that define capital structure requirements. Breaches in meeting the financial covenants would permit the bank to immediately call loans and borrowings. There have been no breaches in the financial covenants of any long term borrowing in the current period except for one loan. The Company has obtained letter from the lender before the date of adoption of financial statements for not accelerating the payment of this loan within one year from the balance sheet date subject to regularisation of the breach by end of March 31, 2025. Accordingly, the management has considered the classification of loan based upon the original repayment schedule.

No changes were made in the objectives, policies or processes for managing capital during the current period.

## Note 44 : Financial Ratios

	Type of Ratio	Numerator	Denominator	2023-24	2022-23	Variance (in %)	Remarks for variance more than 25%
1	Current Ratio (In times)	Current Assets	Current Liabilities	1.06	1.05	0.95%	N.A.
2	Debt-Equity Ratio (In times)	Total Debt	Total Equity	0.36	0.41	(12.20%)	N.A.
3	Debt Service Coverage Ratio (In times)	Earnings before Interest, Tax, Depreciation and amortisation	Debt Service	2.00	1.69	18.34%	N.A.
4	Return on Equity Ratio (%)	Net Profit after Tax	Total Equity	9.00%	10.97%	(17.96%)	N.A.
5	Inventory turnover Ratio (In times)	Revenue from Operations	Average Inventories	4.45	4.44	0.23%	N.A.
6	Trade Receivables turnover Ratio (In times)	Revenue from Operations	Average Trade Receivables	7.87	8.05	(2.24%)	N.A.
7	Trade Payables turnover Ratio (In times)	Purchase of Goods	Average Trade Payables	3.72	2.70	37.78%	Increase in ratio due to faster churning of Inventory
8	Net capital turnover Ratio (In times)	Revenue from Operations	Working Capital	40.97	61.47	(33.35%)	Reduction in Ratio due to Reduction in Turnover.
9	Net profit Ratio (%)	Net Profit after Tax	Total Revenue	4.29%	4.48%	(4.24%)	N.A.
10	Return on Capital employed (%)	Profit before Interest, Exceptional Items and Tax	Total Capital Employed	12.13%	11.35%	6.87%	N.A.
11	Return on investment (%)	N.A.	N.A.	N.A.	N.A.	N.A.	N.A.

# Notes to the Standalone Financial Statements

for the year ended March 31, 2024

## Note 45 : Additional Regulatory Disclosures As Per Schedule III Of Companies Act, 2013

Additional Regulatory Information pursuant to Clause 6L of General Instructions for preparation of Balance Sheet as given in Part I of Division II of Schedule III to the Companies Act, 2013, are given hereunder to the extent relevant and other than those given elsewhere in any other notes to the Financial Statements.

- a. The Company does not have any Benami property, where any proceeding has been initiated or pending against the Company for holding any Benami property.
- b. The Company has Fund-based and Non-fund-based limits of Working Capital from Banks and Financial institutions. For the said facility, the revised submissions made by the Company to its lead bankers based on closure of books of accounts at the year end, the revised quarterly returns or statements comprising stock statements, book debt statements, credit monitoring arrangement reports, statements on ageing analysis of the debtors/other receivables, and other stipulated financial information filed by the Company with such banks or financial institutions are in agreement with the unaudited books of account of the Company of the respective quarters and no material discrepancies have been observed.
- c. The Company has not been declared as a willful defaulter by any lender who has powers to declare a company as a willful defaulter at any time during the financial year or after the end of reporting period but before the date when the financial statements are approved.
- d. The Company has not entered into any transactions with companies struck off under section 248 of the Companies Act, 2013 or section 560 of Company Act, 1956.
- e. The Company has complied with the number of layers prescribed under clause (87) of section 2 of the Companies Act 2013 read with Companies (Restrictions on number of Layers) Rules, 2017.
- f. The Company has not advanced or loaned or invested funds to any other person(s) or entity(is), including foreign entities(intermediaries), with the understanding that the intermediary shall;
  - i. Directly or indirectly lend or invest in other persons or entities identified in any manner whatsoever by or on behalf of the Company (Ultimate Beneficiaries) or
  - ii. Provide any guarantee, security or the like to or on behalf of the Ultimate Beneficiaries.
- g. The Company has not received any funds from any person(s) or entity(ies), including foreign entities (Funding Party) with the understanding (whether recorded in writing or otherwise) that the Company shall;
  - i. Directly or indirectly lend or invest in other persons or entities identified in any manner whatsoever by or on behalf of the Funding Party (Ultimate beneficiaries) or
  - ii. Provide any guarantee, security or the like to or on behalf of the Ultimate Beneficiaries.
- h. The Company does not have any transactions which is not recorded in the books of accounts but has been surrendered or disclosed as income during the year in the tax assessments under the Income Tax Act, 1961 (such as, search or survey or any other relevant provisions of the Income Tax Act, 1961).
- i. The Company has not traded or invested in Crypto currency or Virtual Currency during the financial year.

# Notes to the Standalone Financial Statements

for the year ended March 31, 2024

(₹ in Crores)

## Note 46 : Discontinued Operation

- (A) The Company has entered into agreement on July 19, 2022 to sell its Omuni Undertaking to Bigfoot Retail Solutions Private Limited. In order to execute this transaction, the Company has transferred its Internet division to its wholly owned subsidiary company, Arvind Internet Limited with effective date of June 30, 2022 at a consideration of ₹ 152.30 crores. Hence, the Company has considered business of Arvind Internet Undertaking as “Discontinued Operations” in accordance with Ind AS 105 and accordingly, re-classified the financial results for various periods presented. Company has presented gain on this transaction as an exceptional item in the financial results.

The Company has sold net assets worth ₹ 0.24 crores and booked gain of ₹. 152.06 crores on sale of Omuni undertaking. Post completion of all conditions subsequent to the transaction as on September 30, 2022, the Company has transferred its wholly owned subsidiary company Arvind Internet Limited to Bigfoot Retail Solutions Private Limited.

(B)	Particulars	For the period April 1, 2022 to June 30, 2022
	<b>1 Income</b>	
	(a) Revenue from Operations	6.33
	(b) Other Income	-
	<b>Total Income</b>	<b>6.33</b>
	<b>2 Expenses</b>	
	(a) Cost of materials consumed	0.01
	(b) Employee benefits expense	7.89
	(c) Finance Costs	0.07
	(d) Depreciation and amortisation expense	2.46
	(e) Other Expenses	3.44
	<b>Total Expenses</b>	<b>13.87</b>
	<b>3 Loss before tax (1-2)</b>	<b>(7.54)</b>
	<b>4 Tax Expense:</b>	
	- Deferred Tax credit	(1.50)
	<b>Total Tax credit</b>	<b>(1.50)</b>
	<b>5 Loss after tax (3-4)</b>	<b>(6.04)</b>

## Note 47 : Code on Social Security, 2020

The Code on Social Security, 2020 ('Code') relating to employee benefits during employment and post-employment benefits received Indian Parliament approval and Presidential assent in September 2020. The Code has been published in the Gazette of India. However, the date on which the Code will come into effect has not been notified. The Company will assess the impact of the Code when it comes into effect and will record any related impact in the period the Code becomes effective.

# Notes to the Standalone Financial Statements

for the year ended March 31, 2024

## Note 48 : New standards or amendments for the year ended March 31, 2024

The Ministry of Corporate Affairs (MCA) notifies new standards or amendments to the existing standards under Companies (Indian Accounting Standards) Rules as issued from time to time. On March 31, 2023, MCA amended Companies (Indian Accounting Standards) Amendment Rules, 2023, as below, which are applicable from April 1, 2023.

**Ind AS 1 - Presentation of Financial Statements** - This amendment requires the entities to disclose their material accounting policies rather than their significant accounting policies. The effective date for adoption of this amendment is annual periods beginning on or after April 1, 2023. The Company has evaluated the amendment and the impact of the amendment is insignificant in the standalone financial statements.

**Ind AS 8 - Accounting Policies, Changes in Accounting Estimates and Errors** - This amendment has introduced a definition of 'accounting estimates' and included amendments to Ind AS 8 to help entities distinguish changes in accounting policies from changes in accounting estimates. The effective date for adoption of this amendment is annual periods beginning on or after April 1, 2023. The Company has evaluated the amendment and there is no impact on its standalone financial statements.

**Ind AS 12 - Income Taxes** - This amendment has narrowed the scope of the initial recognition exemption so that it does not apply to transactions that give rise to equal and offsetting temporary differences. The effective date for adoption of this amendment is annual periods beginning on or after April 1, 2023. The Company has evaluated the amendment and there is no impact on its standalone financial statement.

## Note 49 : Events occurring after the reporting period

The Company evaluates events and transactions that occur subsequent to the balance sheet date but prior to the approval of financial statements to determine the necessity for recognition and/or reporting of subsequent events and transactions in the financial statements.

- (A) The Board at its meeting dated May 6, 2024 has approved the Scheme of Arrangement ("Scheme") for transfer and vesting of "Advanced materials division" of the company to Arvind Advanced Materials Limited, a wholly owned subsidiary of the company, on an ongoing basis by way of slump sale with effect from the appointed date i.e. April 1, 2024 at book value, under Sec 230 to 232 and other applicable provisions of the Companies Act, 2013. The Scheme is subject to requisite regulatory and other approvals, pending which no adjustments are required to be made in the Standalone Financial Statements for the year ended March 31, 2024.
- (B) The Board of Directors recommended a final dividend of ₹ 3.75 per equity share and one-time special dividend of ₹ 1.00 per equity share, totalling to a dividend of ₹ 4.75 per equity share of face value of ₹ 10 each, for the financial year ended March 31, 2024, subject to approval of shareholders in the ensuing Annual General Meeting.

**For and on behalf of the Board of Directors of Arvind Limited**

**Sanjay S. Lalbhai**  
Chairman & Managing Director  
DIN: 00008329

**Jayesh K. Shah**  
Director & Group Chief Financial Officer  
DIN: 00008349

**Nigam Shah**  
Chief Financial Officer

**Krunal Bhatt**  
Company Secretary

Place: Ahmedabad  
Date: May 6, 2024



# Independent Auditor's Report

## To The Members of Arvind Limited

### Report on the Audit of the Consolidated Financial Statements

#### Opinion

We have audited the accompanying consolidated financial statements of Arvind Limited ("the Parent") and its subsidiaries, (the Parent and its subsidiaries together referred to as "the Group") which includes the Group's share of loss in its associate and joint ventures, which comprise the Consolidated Balance Sheet as at March 31, 2024, and the Consolidated Statement of Profit and Loss (including Other Comprehensive Income), the Consolidated Statement of Cash Flows and the Consolidated Statement of Changes in Equity for the year ended on that date, and notes to the financial statements, including a summary of material accounting policies and other explanatory information.

In our opinion and to the best of our information and according to the explanations given to us, and based on the consideration of reports of other auditors on separate financial statements subsidiaries and joint venture referred to in the Other Matters section below, the aforesaid consolidated financial statements give the information required by the Companies Act, 2013 ("the Act") in the manner so required and give a true and fair view in conformity with the Indian Accounting Standards prescribed under section 133 of the Act, ("Ind AS") and other accounting principles generally accepted in India, of the consolidated state of affairs of the Group as at March 31, 2024, and their consolidated profit, their consolidated total comprehensive income, their consolidated cash flows and their consolidated changes in equity for the year ended on that date.

#### Basis for Opinion

We conducted our audit of the consolidated financial statements in accordance with the Standards on Auditing ("SAs") specified under section 143 (10) of the Act. Our responsibilities under those Standards are further described in the Auditor's Responsibility for the Audit of the Consolidated Financial Statements section of our report. We are independent of the Group, its associate and joint ventures in accordance with the Code of Ethics issued by the Institute of Chartered Accountants of India ("ICAI") together with the ethical requirements that are relevant to our audit of the consolidated financial statements under the provisions of the Act and the Rules made thereunder, and we have fulfilled our other ethical responsibilities in accordance with these requirements and the ICAI's Code of Ethics. We believe that the audit evidence obtained by us and the audit evidence obtained by other auditors in terms of their reports referred to in the sub-paragraphs (a)

and (b) of the Other Matters section below, is sufficient and appropriate to provide a basis for our audit opinion on the consolidated financial statements.

#### Key Audit Matters

Key audit matters are those matters that, in our professional judgment, were of most significance in our audit of the consolidated financial statements of the current period. We have determined that there are no key audit matters to communicate in our report.

#### Information Other than the Financial Statements and Auditor's Report Thereon

- The Parent's Board of Directors is responsible for the other information. The other information comprises the information included in the Director's report, but does not include the consolidated financial statements, standalone financial statements and our auditor's report thereon.
- Our opinion on the consolidated financial statements does not cover the other information and we do not express any form of assurance conclusion thereon.
- In connection with our audit of the consolidated financial statements, our responsibility is to read the other information, compare with the financial statements of subsidiaries, joint venture audited by the other auditors, to the extent it relates to these entities and, in doing so, place reliance on the work of the other auditors and consider whether the other information is materially inconsistent with the consolidated financial statements or our knowledge obtained during the course of our audit or otherwise appears to be materially misstated. Other information so far as it relates to the subsidiaries, joint venture is traced from their financial statements audited by other auditors.
- If, based on the work we have performed, we conclude that there is a material misstatement of this other information, we are required to report that fact. We have nothing to report in this regard.

#### Responsibilities of Management and Those Charged with Governance for the Consolidated Financial Statements

The Parent's Board of Directors is responsible for the matters stated in section 134(5) of the Act with respect to the preparation

of these consolidated financial statements that give a true and fair view of the consolidated financial position, consolidated financial performance including other comprehensive income, consolidated cash flows and consolidated changes in equity of the Group including its Associate and joint ventures in accordance with the accounting principles generally accepted in India, including Ind AS specified under section 133 of the Act. The respective Board of Directors of the companies included in the Group and of its associate and joint ventures are responsible for maintenance of adequate accounting records in accordance with the provisions of the Act for safeguarding the assets of the Group and its associate and its joint ventures and for preventing and detecting frauds and other irregularities; selection and application of appropriate accounting policies; making judgments and estimates that are reasonable and prudent; and design, implementation and maintenance of adequate internal financial controls, that were operating effectively for ensuring the accuracy and completeness of the accounting records, relevant to the preparation and presentation of the financial statements that give a true and fair view and are free from material misstatement, whether due to fraud or error, which have been used for the purpose of preparation of the consolidated financial statements by the Directors of the Parent, as aforesaid.

In preparing the consolidated financial statements, the respective Management and Board of Directors of the companies included in the Group and of its associate and joint ventures are responsible for assessing the ability of the respective entities to continue as a going concern, disclosing, as applicable, matters related to going concern and using the going concern basis of accounting unless the respective Board of Directors either intend to liquidate their respective entities or to cease operations, or has no realistic alternative but to do so.

The respective Board of Directors of the companies included in the Group and of its associate and joint ventures are also responsible for overseeing the financial reporting process of the Group and of its associate and joint ventures.

### **Auditor's Responsibility for the Audit of the Consolidated Financial Statements**

Our objectives are to obtain reasonable assurance about whether the consolidated financial statements as a whole are free from material misstatement, whether due to fraud or error, and to issue an auditor's report that includes our opinion. Reasonable assurance is a high level of assurance, but is not a guarantee that an audit conducted in accordance with SAs will always detect a material misstatement when it exists. Misstatements can arise from fraud or error and are considered material if, individually or in the aggregate, they could reasonably be expected to influence

the economic decisions of users taken on the basis of these consolidated financial statements.

As part of an audit in accordance with SAs, we exercise professional judgment and maintain professional skepticism throughout the audit. We also:

- Identify and assess the risks of material misstatement of the consolidated financial statements, whether due to fraud or error, design and perform audit procedures responsive to those risks, and obtain audit evidence that is sufficient and appropriate to provide a basis for our opinion. The risk of not detecting a material misstatement resulting from fraud is higher than for one resulting from error, as fraud may involve collusion, forgery, intentional omissions, misrepresentations, or the override of internal control.
- Obtain an understanding of internal financial controls relevant to the audit in order to design audit procedures that are appropriate in the circumstances. Under section 143(3)(i) of the Act, we are also responsible for expressing our opinion on whether the Parent has adequate internal financial controls with reference to consolidated financial statements in place and the operating effectiveness of such controls.
- Evaluate the appropriateness of accounting policies used and the reasonableness of accounting estimates and related disclosures made by the management.
- Conclude on the appropriateness of management's use of the going concern basis of accounting and, based on the audit evidence obtained, whether a material uncertainty exists related to events or conditions that may cast significant doubt on the ability of the Group and its associate and joint ventures to continue as a going concern. If we conclude that a material uncertainty exists, we are required to draw attention in our auditor's report to the related disclosures in the consolidated financial statements or, if such disclosures are inadequate, to modify our opinion. Our conclusions are based on the audit evidence obtained up to the date of our auditor's report. However, future events or conditions may cause the Group and its associate and joint ventures to cease to continue as a going concern.
- Evaluate the overall presentation, structure and content of the consolidated financial statements, including the disclosures, and whether the consolidated financial statements represent the underlying transactions and events in a manner that achieves fair presentation.

- Obtain sufficient appropriate audit evidence regarding the financial information of the entities or business activities within the Group and its associate and joint ventures to express an opinion on the consolidated financial statements. We are responsible for the direction, supervision and performance of the audit of the financial statements of such entities or business activities included in the consolidated financial statements of which we are the independent auditors. For the other entities or business activities included in the consolidated financial statements, which have been audited by the other auditors, such other auditors remain responsible for the direction, supervision and performance of the audits carried out by them. We remain solely responsible for our audit opinion.

Materiality is the magnitude of misstatements in the consolidated financial statements that, individually or in aggregate, makes it probable that the economic decisions of a reasonably knowledgeable user of the consolidated financial statements may be influenced. We consider quantitative materiality and qualitative factors in (i) planning the scope of our audit work and in evaluating the results of our work; and (ii) to evaluate the effect of any identified misstatements in the consolidated financial statements.

We communicate with those charged with governance of the Parent and such other entities included in the consolidated financial statements of which we are the independent auditors regarding, among other matters, the planned scope and timing of the audit and significant audit findings, including any significant deficiencies in internal financial controls that we identify during our audit.

We also provide those charged with governance with a statement that we have complied with relevant ethical requirements regarding independence, and to communicate with them all relationships and other matters that may reasonably be thought to bear on our independence, and where applicable, related safeguards.

From the matters communicated with those charged with governance, we determine those matters that were of most significance in the audit of the consolidated financial statements of the current period and are therefore the key audit matters. We describe these matters in our auditor's report unless law or regulation precludes public disclosure about the matter or when, in extremely rare circumstances, we determine that a matter should not be communicated in our report because the adverse consequences of doing so would reasonably be expected to outweigh the public interest benefits of such communication.

## Other Matters

- (a) We did not audit the financial statements of 15 subsidiaries, whose financial statements reflect total assets of ₹ 1090.58 crores as at March 31, 2024, total revenues of ₹ 1,212.22 crores and net cash outflows amounting to ₹ 0.48 crores for the year ended on that date, as considered in the consolidated financial statements. The consolidated financial statements also include the Group's share of net profit of ₹ 0.70 crores for the year ended March 31, 2024, as considered in the consolidated financial statements, in respect of 1 Joint venture, whose financial statements have not been audited by us. These financial statements have been audited by other auditors whose reports have been furnished to us by the Management and our opinion on the consolidated financial statements, in so far as it relates to the amounts and disclosures included in respect of these subsidiaries and joint venture, and our report in terms of subsection (3) of Section 143 of the Act, in so far as it relates to the aforesaid subsidiaries and joint venture is based solely on the reports of the other auditors.

Certain of these subsidiaries are located outside India whose financial statements and other financial information have been prepared in accordance with accounting principles generally accepted in their respective countries and which have been audited by other auditors under generally accepted auditing standards applicable in their respective countries. The Company's management has converted the financial statements of such subsidiaries located outside India from accounting principles generally accepted in their respective countries to accounting principles generally accepted in India. We have audited these conversion adjustments made by the Company's management. Our opinion in so far as it relates to the balances and affairs of such subsidiaries located outside India is based on the report of other auditors and the conversion adjustments prepared by the management of the Company and audited by us.

- (b) We did not audit the financial statements of 4 subsidiaries, whose financial statements reflect total assets of ₹ 134.65 crores as at March 31, 2024, total revenues of ₹ 8.33 crores and net cash inflows amounting to ₹ 0.17 crores for the year ended on that date, as considered in the consolidated financial statements. The consolidated financial statements also include the Group's share of net loss of ₹ 0.78 crores for the year ended March 31, 2024, as considered in the consolidated financial statements, in respect of 1 associate and 3 joint ventures, whose financial statements have not been audited by us. These financial statements are unaudited and have been furnished to us by the

Management and our opinion on the consolidated financial statements, in so far as it relates to the amounts and disclosures included in respect of these subsidiaries, joint ventures and associate, is based solely on such unaudited financial statements financial information. In our opinion and according to the information and explanations given to us by the Management, these financial statements are not material to the Group.

Our opinion on the consolidated financial statements above and our report on Other Legal and Regulatory Requirements below, is not modified in respect of the above matters with respect to our reliance on the work done and the reports of other auditors and the financial statements certified by the Management.

### Report on Other Legal and Regulatory Requirements

1. As required by Section 143(3) of the Act, based on our audit and on the consideration of the reports of the other auditors on the separate financial statements of the subsidiaries and joint venture referred to in the Other Matters section above we report, to the extent applicable that:
  - a) We have sought and obtained all the information and explanations which to the best of our knowledge and belief were necessary for the purposes of our audit of the aforesaid consolidated financial statements.
  - b) In our opinion, proper books of account as required by law maintained by the Group, and joint venture including relevant records relating to preparation of the aforesaid consolidated financial statements have been kept so far as it appears from our examination of those books and the reports of the other auditors, except in relation to compliance with the requirements of audit trail, refer paragraph (i)(vi) below.
  - c) The Consolidated Balance Sheet, the Consolidated Statement of Profit and Loss including Other Comprehensive Income, the Consolidated Statement of Cash Flows and the Consolidated Statement of Changes in Equity dealt with by this Report are in agreement with the relevant books of account maintained for the purpose of preparation of the consolidated financial statements.
  - d) In our opinion, the aforesaid consolidated financial statements comply with the Ind AS specified under Section 133 of the Act.
  - e) On the basis of the written representations received from the directors of the Parent as on March 31, 2024 taken on record by the Board of Directors of the Company and the reports of the statutory auditors of its subsidiary companies and joint venture company incorporated in India, none of the directors of the Group companies, its joint venture company incorporated in India is disqualified as on 31<sup>st</sup> March, 2024 from being appointed as a director in terms of Section 164 (2) of the Act.
  - f) The modification relating to the maintenance of accounts and other matters connected therewith, is as stated in paragraph (b) above.
  - g) With respect to the adequacy of the internal financial controls with reference to consolidated financial statements and the operating effectiveness of such controls, refer to our separate Report in "Annexure A" which is based on the auditors' reports of the Parent, subsidiary companies and joint venture company incorporated in India. Our report expresses an unmodified opinion on the adequacy and operating effectiveness of internal financial controls with reference to consolidated financial statements of those companies.
  - h) With respect to the other matters to be included in the Auditor's Report in accordance with the requirements of section 197(16) of the Act, as amended, in our opinion and to the best of our information and according to the explanations given to us and based on the auditor's reports of subsidiary companies and joint venture company incorporated in India, the remuneration paid by the Parent and such subsidiary companies and joint venture company to their respective directors during the year is in accordance with the provisions of section 197 of the Act.
  - i) With respect to the other matters to be included in the Auditor's Report in accordance with Rule 11 of the Companies (Audit and Auditors) Rules, 2014, as amended in our opinion and to the best of our information and according to the explanations given to us:
    - i) The consolidated financial statements disclose the impact of pending litigations on the consolidated financial position of the Group, its associate and joint ventures - Refer Note 30 and 48 to the consolidated financial statements;
    - ii) Provision has been made in the consolidated financial statements, as required under the

applicable law or accounting standards, for material foreseeable losses, if any, on long-term contracts including derivative contracts - Refer Note 32 to the consolidated financial statements;

- iii) There has been no delay in transferring amounts, required to be transferred, to the Investor Education and Protection Fund by the Parent and its subsidiary companies, associate company and joint ventures companies incorporated in India.

- iv) (a) The respective Managements of the Parent and its subsidiaries and joint venture which are companies incorporated in India, whose financial statements have been audited under the Act, have represented to us and to the other auditors of such subsidiaries and joint venture respectively that, to the best of their knowledge and belief, as disclosed in the note 49 (f) to the consolidated financial statements, no funds have been advanced or loaned or invested (either from borrowed funds or share premium or any other sources or kind of funds) by the Parent or any of such subsidiaries and joint venture to or in any other person(s) or entity(ies), including foreign entities ("Intermediaries"), with the understanding, whether recorded in writing or otherwise, that the Intermediary shall, directly or indirectly lend or invest in other persons or entities identified in any manner whatsoever by or on behalf of the Parent or any of such subsidiaries and joint venture ("Ultimate Beneficiaries") or provide any guarantee, security or the like on behalf of the Ultimate Beneficiaries.

- (b) The respective Managements of the Parent and its subsidiaries and joint venture which are companies incorporated in India, whose financial statements have been audited under the Act, have represented to us and to the other auditors of such subsidiaries and joint venture respectively that, to the best of their knowledge and belief, as disclosed in the note 49(g) to the consolidated financial statements, no funds have been received by the Parent or any of such subsidiaries and joint venture from any person(s) or entity(ies), including

foreign entities ("Funding Parties"), with the understanding, whether recorded in writing or otherwise, that the Parent or any of such subsidiaries and joint venture shall, directly or indirectly, lend or invest in other persons or entities identified in any manner whatsoever by or on behalf of the Funding Party ("Ultimate Beneficiaries") or provide any guarantee, security or the like on behalf of the Ultimate Beneficiaries.

- (c) Based on the audit procedures performed that have been considered reasonable and appropriate in the circumstances performed by us and that performed by the auditors of the subsidiaries and joint venture which are companies incorporated in India whose financial statements have been audited under the Act, nothing has come to our or other auditor's notice that has caused us or the other auditors to believe that the representations under sub-clause (i) and (ii) of Rule 11(e), as provided under (a) and (b) above, contain any material misstatement.

- v) The final dividend proposed in the previous year, declared and paid by the Parent and its subsidiaries, and joint venture which are companies incorporated in India, whose financial statements have been audited under the Act, where applicable, during the year is in accordance with section 123 of the Act, as applicable.

The Board of Directors of the Parent and a subsidiary have proposed final dividend for the year which is subject to the approval of the members of the Parent and the subsidiary at their ensuing respective Annual General Meetings. Such dividend proposed is in accordance with section 123 of the Act, as applicable.

- vi) Based on our examination which included test checks and based on the other auditor's reports of its subsidiary companies and joint venture company incorporated in India whose financial statements have been audited under the Act, the Parent, its subsidiary companies and joint venture company incorporated in India have used accounting softwares for maintaining their respective books of account for the financial

year ended March 31, 2024 which has a feature of recording audit trail (edit log) facility and the same has operated throughout the year for all relevant transactions recorded in the software(s), except that audit trail was not enabled at the database level to log any direct data changes.

As proviso to Rule 3(1) of the Companies (Accounts) Rules, 2014 is applicable from April 1, 2023, reporting under Rule 11 (g) of the Companies (Audit and Auditors) Rules, 2014 on preservation of audit trail as per the statutory requirements for record retention is not applicable for the financial year ended March 31, 2024.

2. With respect to the matters specified in clause (xxi) of paragraph 3 and paragraph 4 of the Companies (Auditor's Report) Order, 2020 ("CARO" / "the Order") issued by the Central Government in terms of Section 143(11) of the Act, according to the information and explanations given to us, and based on the CARO reports issued by us and the auditors of respective companies included in the consolidated financial statements to which reporting under CARO is applicable, as provided to us by the Management of the Parent, we report that there are no qualifications or adverse remarks by the respective auditors in the CARO reports of the said respective companies included in the consolidated financial statements except for the following:

Name of the company	CIN	Nature of relationship	Clause Number of CARO report with qualification or adverse remark
Arvind Limited	L17119GJ1931PLC000093	The Company	Clause (iii)(c) and Clause (iii)(d)
Arvind Advanced Materials Limited	U52100GJ2015PLC085165	Wholly owned subsidiary	Clause (ix)(d)

In respect of the following companies included in the consolidated financial statements, whose audit under section 143 of the Act has not yet been completed, the CARO report as applicable in respect of those companies are not available and consequently have not been provided to us as on the date of this audit report:

Name of the company	CIN	Nature of relationship
Adient Arvind Automotive Fabrics India Private Limited	U74999GJ2018PTC101015	Joint Venture
Arudrama Developments Private Limited	U45201KA1995PTC017371	Joint Venture
Renew Green (GJ Eight) Private Limited	U40106DL2022PTC391979	Associate

For **Deloitte Haskins & Sells LLP**  
Chartered Accountants  
Firm's Registration No. 117366W/W-100018

**Kartikeya Raval**  
Partner  
(Membership No. 106189)  
UDIN: 24106189BKFGUL5015

Place: Ahmedabad  
Date: May 06, 2024



## Annexure “A” to the Independent Auditor’s Report

(Referred to in paragraph 1(g) under ‘Report on Other Legal and Regulatory Requirements’ section of our report of even date)

### Report on the Internal Financial Controls with reference to consolidated financial statements under Clause (i) of Sub-section 3 of Section 143 of the Companies Act, 2013 (“the Act”)

In conjunction with our audit of the consolidated Ind AS financial statements of the Company as at and for the year ended March 31, 2024, we have audited the internal financial controls with reference to consolidated financial statements of Arvind Limited (hereinafter referred to as “Parent”) and its subsidiary companies and joint venture, which are companies incorporated in India, as of that date.

### Management’s Responsibility for Internal Financial Controls

The respective Board of Directors of the Parent, its subsidiary companies and joint venture, which are companies incorporated in India, are responsible for establishing and maintaining internal financial controls with reference to consolidated financial statements based on the internal control with reference to consolidated financial statements criteria established by the respective Companies considering the essential components of internal control stated in the Guidance Note on Audit of Internal Financial Controls Over Financial Reporting issued by the Institute of Chartered Accountants of India (ICAI). These responsibilities include the design, implementation and maintenance of adequate internal financial controls that were operating effectively for ensuring the orderly and efficient conduct of its business, including adherence to the respective company’s policies, the safeguarding of its assets, the prevention and detection of frauds and errors, the accuracy and completeness of the accounting records, and the timely preparation of reliable financial information, as required under the Companies Act, 2013.

### Auditor’s Responsibility

Our responsibility is to express an opinion on the internal financial controls with reference to consolidated financial statements of the Parent, its subsidiary companies and its joint venture, which are companies incorporated in India, based on our audit. We conducted our audit in accordance with the Guidance Note on Audit of Internal Financial Controls Over Financial Reporting (the “Guidance Note”) issued by the Institute of Chartered Accountants of India and the Standards on Auditing, prescribed under Section 143(10) of the Companies Act, 2013, to the extent applicable to an audit of internal financial controls with reference to consolidated financial statements. Those Standards and the Guidance Note require that we comply with ethical requirements

and plan and perform the audit to obtain reasonable assurance about whether adequate internal financial controls with reference to consolidated financial statements was established and maintained and if such controls operated effectively in all material respects.

Our audit involves performing procedures to obtain audit evidence about the adequacy of the internal financial controls with reference to consolidated financial statements and their operating effectiveness. Our audit of internal financial controls with reference to consolidated financial statements included obtaining an understanding of internal financial controls with reference to consolidated financial statements, assessing the risk that a material weakness exists, and testing and evaluating the design and operating effectiveness of internal control based on the assessed risk. The procedures selected depend on the auditor’s judgement, including the assessment of the risks of material misstatement of the financial statements, whether due to fraud or error.

We believe that the audit evidence we have obtained and the audit evidence obtained by other auditors of the subsidiary companies and joint venture, which are companies incorporated in India, in terms of their reports referred to in the Other Matters paragraph below, is sufficient and appropriate to provide a basis for our audit opinion on the internal financial controls with reference to consolidated financial statements of the Parent, its subsidiary companies and its joint venture, which are companies incorporated in India.

### Meaning of Internal Financial Controls with reference to consolidated financial statements

A company’s internal financial control with reference to consolidated financial statements is a process designed to provide reasonable assurance regarding the reliability of financial reporting and the preparation of financial statements for external purposes in accordance with generally accepted accounting principles. A company’s internal financial control with reference to consolidated financial statements includes those policies and procedures that (1) pertain to the maintenance of records that, in reasonable detail, accurately and fairly reflect the transactions and dispositions of the assets of the company; (2) provide reasonable assurance that transactions are recorded as necessary to permit preparation of financial statements in accordance with generally accepted accounting principles, and that receipts and expenditures of the company are being made only in accordance with authorisations of management and directors of the company; and (3) provide reasonable assurance

regarding prevention or timely detection of unauthorised acquisition, use, or disposition of the company's assets that could have a material effect on the financial statements.

### **Inherent Limitations of Internal Financial Controls with reference to consolidated financial statements**

Because of the inherent limitations of internal financial controls with reference to consolidated financial statements, including the possibility of collusion or improper management override of controls, material misstatements due to error or fraud may occur and not be detected. Also, projections of any evaluation of the internal financial controls with reference to consolidated financial statements to future periods are subject to the risk that the internal financial control with reference to consolidated financial statements may become inadequate because of changes in conditions, or that the degree of compliance with the policies or procedures may deteriorate.

### **Opinion**

In our opinion to the best of our information and according to the explanations given to us and based on the consideration of the reports of other auditors referred to in the Other Matters paragraph below, the Parent, its subsidiary companies and joint venture, which are companies incorporated in India, have, in all material respects, an adequate internal financial controls with reference to consolidated financial statements and such internal financial controls with reference to consolidated financial statements were operating effectively as at March 31, 2024, based

on the criteria for internal financial control with reference to consolidated financial statements established by the respective companies considering the essential components of internal control stated in the Guidance Note on Audit of Internal Financial Controls Over Financial Reporting issued by the Institute of Chartered Accountants of India.

### **Other Matters**

Our aforesaid report under Section 143(3)(i) of the Act on the adequacy and operating effectiveness of the internal financial controls with reference to consolidated financial statements insofar as it relates to 10 subsidiary companies and 1 joint venture, which are companies incorporated in India, is based solely on the corresponding reports of the auditors of such companies incorporated in India.

Our opinion is not modified in respect of the above matters.

For **Deloitte Haskins & Sells LLP**  
Chartered Accountants  
Firm's Registration No. 117366W/W-100018

**Kartikeya Raval**  
Partner  
(Membership No. 106189)  
UDIN: 24106189BKFGUL5015

Place: Ahmedabad  
Date: May 6, 2024

# Consolidated Balance Sheet

as at March 31, 2024

		(₹ in Crores)	
Particulars	Notes	As at March 31, 2024	As at March 31, 2023
<b>ASSETS</b>			
<b>Non-Current Assets</b>			
(a) Property, Plant and Equipment	5	3,110.65	3,137.34
(b) Capital work-in-progress	5 (a)	116.82	78.72
(c) Investment Properties	6	187.55	167.98
(d) Goodwill	7	8.95	8.95
(e) Other Intangible Assets	7	15.56	23.00
(f) Intangible Assets Under Development	7 (a)	0.50	1.22
(g) Right of Use Assets	38	98.71	89.24
(h) Investments accounted for using the equity method	7 (b)	34.71	29.48
(i) Financial Assets			
(i) Investments	8 (a)	125.27	181.93
(ii) Loans	8 (c)	0.42	0.51
(iii) Other financial assets	8 (f)	36.70	37.22
(j) Deferred Tax Assets (net)	29	15.34	16.06
(k) Other Non-Current Assets	9	36.76	24.89
<b>Total Non-Current Assets (A)</b>		<b>3,787.94</b>	<b>3,796.54</b>
<b>Current Assets</b>			
(a) Inventories	10	1,985.99	1,648.99
(b) Financial Assets			
(i) Investments	8 (a)	7.13	-
(ii) Trade receivables	8 (b)	1,069.76	965.88
(iii) Cash and cash equivalents	8 (d)	57.32	56.79
(iv) Bank balance other than (iii) above	8 (e)	18.49	20.17
(v) Loans	8 (c)	3.62	29.56
(vi) Other financial assets	8 (f)	17.84	23.46
(c) Current Tax Assets (net)	11	19.82	21.51
(d) Other Current Assets	9	292.46	350.68
<b>Total Current Assets (B)</b>		<b>3,472.43</b>	<b>3,117.04</b>
<b>Assets classified as held for Sale</b>	(C)	-	0.01
<b>TOTAL ASSETS (A) + (B) + (C)</b>	45	<b>7,260.37</b>	<b>6,913.59</b>
<b>EQUITY AND LIABILITIES</b>			
<b>Equity</b>			
(a) Equity Share Capital	13	261.63	261.50
(b) Other Equity	14	3,281.12	3,084.13
<b>Equity attributable to equity holders of the Parent</b>		<b>3,542.75</b>	<b>3,345.63</b>
(c) Non-controlling interest		77.95	58.63
<b>Total Equity (A)</b>		<b>3,620.70</b>	<b>3,404.26</b>
<b>LIABILITIES</b>			
<b>Non-Current Liabilities</b>			
(a) Financial Liabilities			
(i) Borrowings	15 (a)	263.35	378.30
(ii) Lease Liabilities	38	96.27	92.46
(iii) Other financial liabilities	15 (c)	0.35	0.38
(b) Long-Term Provisions	16	32.23	29.00
(c) Deferred Tax Liabilities (net)	29	68.16	95.17
(d) Government Grants	17	79.56	73.85
(e) Other Non Current Liabilities	18	0.05	0.25
<b>Total Non-Current Liabilities (B)</b>		<b>539.97</b>	<b>669.41</b>
<b>Current Liabilities</b>			
(a) Financial Liabilities			
(i) Borrowings	15 (a)	1,062.03	1,025.47
(ii) Lease Liabilities	38	26.34	21.15
(iii) Trade payables			
- Total Outstanding dues of Micro Enterprises and Small Enterprises	15 (b)	147.53	66.79
- Total Outstanding dues other than Micro Enterprises and Small Enterprises	15 (b)	1,227.76	1,170.76
(iv) Other financial liabilities	15 (c)	224.60	220.59
(b) Short-Term Provisions	16	15.99	14.63
(c) Government Grants	17	12.86	10.03
(d) Current Tax Liabilities (net)	12	1.11	1.42
(e) Other Current Liabilities	18	381.48	309.07
<b>Total Current Liabilities (C)</b>		<b>3,099.70</b>	<b>2,839.91</b>
<b>Liabilities classified as held for Sale</b>	(D)	-	0.01
<b>TOTAL EQUITY AND LIABILITIES (A) + (B) + (C) + (D)</b>	45	<b>7,260.37</b>	<b>6,913.59</b>

See accompanying notes forming part of the consolidated financial statements

In terms of our report attached

For and on behalf of the Board of Directors of Arvind Limited

**For Deloitte Haskins & Sells LLP**  
Chartered Accountants

**Sanjay S. Lalbhai**  
Chairman & Managing Director  
DIN: 00008329

**Jayesh K. Shah**  
Director & Group Chief Financial Officer  
DIN: 00008349

**Kartikeya Raval**  
Partner

**Nigam Shah**  
Chief Financial Officer

**Krunal Bhatt**  
Company Secretary

Place: Ahmedabad  
Date: May 6, 2024

Place: Ahmedabad  
Date: May 6, 2024

# Consolidated Statement of Profit and Loss

for the year ended March 31, 2024

		(₹ in Crores)	
Particulars	Notes	Year ended March 31, 2024	Year ended March 31, 2023
<b>I. INCOME</b>			
(a) Revenue from operations	19	7,737.75	8,382.48
(b) Other income	20	40.83	44.52
<b>TOTAL INCOME</b>		<b>7,778.58</b>	<b>8,427.00</b>
<b>II. EXPENSES</b>			
(a) Cost of materials consumed	21	3,475.78	4,010.74
(b) Purchase of stock-in-trade	22	236.68	389.85
(c) Changes in inventories of finished goods, work-in-progress and stock-in-trade	23	(33.71)	70.28
(d) Project expenses		122.34	88.91
(e) Employee benefit expenses	24	963.57	867.57
(f) Finance costs	25	159.30	164.24
(g) Depreciation and amortisation expenses	26	265.82	253.01
(h) Other expenses	27	2,127.88	2,155.13
<b>TOTAL EXPENSES</b>		<b>7,317.66</b>	<b>7,999.73</b>
<b>III. PROFIT BEFORE SHARE OF PROFIT OF JOINT VENTURES AND ASSOCIATE, EXCEPTIONAL ITEMS AND TAX FROM CONTINUING OPERATIONS (I-II)</b>		<b>460.92</b>	<b>427.27</b>
<b>IV. Share of Profit/(Loss) of Joint Ventures and Associate accounted for using the Equity Method</b>		<b>(0.08)</b>	<b>1.22</b>
<b>V. PROFIT BEFORE EXCEPTIONAL ITEMS AND TAX FROM CONTINUING OPERATIONS (III+IV)</b>		<b>460.84</b>	<b>428.49</b>
<b>VI. Exceptional items (net of tax)</b>	28	<b>(2.46)</b>	<b>(58.76)</b>
<b>VII. PROFIT BEFORE TAX FROM CONTINUING OPERATIONS (V-VI)</b>		<b>463.30</b>	<b>487.25</b>
<b>VIII. Tax expense</b>	29		
(a) Current tax		129.31	100.09
(b) Short provision of earlier years		3.94	9.27
(c) Deferred tax Charge/(Credit)		(22.58)	(38.81)
<b>Total tax expense</b>		<b>110.67</b>	<b>70.55</b>
<b>IX. PROFIT FOR THE YEAR FROM CONTINUING OPERATIONS (VII-VIII)</b>		<b>352.63</b>	<b>416.70</b>
<b>X. LOSS BEFORE TAX FROM DISCONTINUED OPERATIONS</b>	45	-	(5.03)
<b>XI. Tax Credit Of Discontinued Operations</b>		-	1.50
<b>XII. LOSS FROM DISCONTINUED OPERATIONS AFTER TAX (X+XI)</b>		-	(3.53)
<b>XIII. PROFIT BEFORE TAX FROM CONTINUING AND DISCONTINUED OPERATIONS (VII+X)</b>		<b>463.30</b>	<b>482.22</b>
<b>XIV. Tax Expense Of Continuing and Discontinued Operations (VIII-XI)</b>		<b>110.67</b>	<b>69.05</b>
<b>XV. Profit for the year (XIII-XIV)</b>		<b>352.63</b>	<b>413.17</b>
<b>XVI. Other Comprehensive Income/(Loss) (net of tax)</b>			
<b>A. Items that will not be reclassified to Profit and Loss</b>			
(i) Equity Instruments through Other Comprehensive Income (FVOCI)		(21.87)	0.13
(ii) Remeasurement gain/(loss) of defined benefit plans		6.40	5.41
(iii) Share of Other Comprehensive Income/(Loss) of Joint Ventures and Associate accounted for using Equity method (net of tax)		(0.03)	0.01
(iv) Income tax related to items (i) and (ii) above		3.40	(1.29)
<b>Net Other Comprehensive Income/(Loss) not to be reclassified to profit or loss in subsequent periods</b>		<b>(12.10)</b>	<b>4.26</b>
<b>B. Items that will be reclassified to Profit and Loss</b>			
(i) Effective portion of gain/(loss) on cash flow hedges		5.86	(25.47)
(ii) Income tax related to items no (i) above		(1.47)	6.41
(iii) Exchange differences in translating the financial statements of a foreign operation		(1.81)	1.22
<b>Net Other Comprehensive Income/(Loss) that may be reclassified to profit or loss in subsequent periods</b>		<b>2.58</b>	<b>(17.84)</b>
<b>Total Other Comprehensive Income/(Loss) for the year (net of tax) (XVI) = (A+B)</b>		<b>(9.52)</b>	<b>(13.58)</b>
<b>XVII. Total Comprehensive Income/(Loss) for the year (net of tax) (XV+XVI)</b>		<b>343.11</b>	<b>399.59</b>
<b>XVIII. Profit/(Loss) for the year attributable to:</b>			
(i) Equity holders of the parent		336.61	404.56
(ii) Non-controlling interest		16.02	8.61
		<b>352.63</b>	<b>413.17</b>
<b>XIX. Other Comprehensive Income/(Loss) attributable to:</b>			
(i) Equity holders of the parent		(9.14)	(13.68)
(ii) Non-controlling interest		(0.38)	0.10
		<b>(9.52)</b>	<b>(13.58)</b>
<b>XX. Total Comprehensive Income/(Loss) attributable to: (XVIII+XIX)</b>			
(i) Equity holders of the parent		327.47	390.88
(ii) Non-controlling interest		15.64	8.71
		<b>343.11</b>	<b>399.59</b>
<b>XXI. Earning per Equity Share [nominal value per share ₹10]</b>	36		
<b>Continuing Operations :</b>			
- Basic		12.87	15.65
- Diluted		12.86	15.63
<b>Discontinued Operations :</b>			
- Basic		-	(0.14)
- Diluted		-	(0.14)
<b>Continuing and Discontinued Operations :</b>			
- Basic		12.87	15.51
- Diluted		12.86	15.49

See accompanying notes forming part of the consolidated financial statements

In terms of our report attached

For and on behalf of the Board of Directors of Arvind Limited

**For Deloitte Haskins & Sells LLP**  
Chartered Accountants

**Sanjay S. Lalbhai**  
Chairman & Managing Director  
DIN: 00008329

**Jayesh K. Shah**  
Director & Group Chief Financial Officer  
DIN: 00008349

**Kartikeya Raval**  
Partner

**Nigam Shah**  
Chief Financial Officer

**Krunal Bhatt**  
Company Secretary

Place: Ahmedabad  
Date: May 6, 2024

Place: Ahmedabad  
Date: May 6, 2024

# Consolidated Statement of Cash Flows

for the year ended March 31, 2024

(₹ in Crores)

Particulars	Year ended March 31, 2024	Year ended March 31, 2023
<b>A Cash Flow from Operating activities</b>		
Profit After taxation	352.63	413.17
Adjustments to reconcile profit after tax to net cash flows:		
Share of (Profit)/Loss of Joint Ventures and Associate	0.08	(1.22)
Depreciation and Amortization expenses	265.82	255.47
Interest Income	(3.07)	(6.38)
Tax Expense	110.94	71.16
Finance Costs	159.30	164.31
Bad Debts Written Off	0.04	3.29
Gain on Termination/Transfer of Leases	(0.67)	(0.52)
Allowances for doubtful receivables and expected credit loss	2.54	58.68
Allowance for doubtful advances	1.17	2.06
Sundry Advances written off	6.94	1.21
Sundry Balances Written Off	1.42	1.00
Provision for Non moving inventory	39.66	42.32
Provision in Value of Land	-	30.70
Foreign Exchange Gain	(2.53)	(15.23)
Property, plant and equipment Write off	-	0.31
(Profit)/Loss on Sale of Property, plant and equipment, Investment properties and intangible assets	0.91	(3.52)
Profit on Sale of Investments	(0.80)	-
Excess Provision Written Back	(0.44)	(0.27)
Share based payment expense	2.51	1.79
Government grant income	(11.68)	(10.75)
Gain of Mark to market of derivative financial instruments	-	(0.39)
Profit on Sale/Liquidation of Subsidiary	-	(155.33)
	572.14	438.69
<b>Operating Profit before Working Capital Changes</b>	924.77	851.86
Adjustments for Changes in Working Capital:		
(Increase) / Decrease in Inventories	(261.68)	486.41
(Increase) / Decrease in trade receivables	(104.82)	83.05
(Increase) / Decrease in other financial assets	2.38	34.04
(Increase) / Decrease in other assets	51.51	140.04
Increase / (Decrease) in trade payables	126.99	(944.60)
Increase / (Decrease) in other financial liabilities	9.17	46.51
Increase / (Decrease) in other liabilities	71.83	61.13
Increase / (Decrease) in provisions	10.13	(5.93)
<b>Net Changes in Working Capital</b>	(94.49)	(99.35)
<b>Cash Generated from Operations</b>	830.28	752.51
Direct Taxes paid (Net of Tax refund)	(133.92)	(86.44)
<b>Net Cash Flow from Operating Activities ( A )</b>	696.36	666.07
<b>B Cash Flow from Investing Activities</b>		
Purchase of Property, plant and equipment and intangible assets	(277.96)	(204.33)
Proceeds from disposal of Property, plant and equipment, Investment properties and intangible assets	24.96	34.18
Dividend received from joint venture	1.51	0.50
Purchase of Investments	(33.23)	(20.50)
Sale of stake in subsidiaries	-	33.47
Proceeds from disposal of Investments	4.14	2.23
Payment for Conversion of Joint Venture to Subsidiary	(28.50)	-
Payment towards acquisition of Non-Controlling Interest	-	(2.66)
Changes in other bank balances not considered as cash and cash equivalents	1.77	(3.45)
Loans received back (net)	26.03	10.39
Interest Received	4.43	14.77
<b>Net cash used in Investing Activities ( B )</b>	(276.85)	(135.40)

# Consolidated Statement of Cash Flows

for the year ended March 31, 2024 (Contd.)

Particulars	(₹ in Crores)	
	Year ended March 31, 2024	Year ended March 31, 2023
<b>C Cash Flow from Financing Activities</b>		
Proceeds from Issue of Share Capital	0.24	3.28
Dividend Paid	(154.24)	(4.00)
Proceeds from long term Borrowings (including current maturities)	222.26	11.49
Repayment of long term Borrowings (including current maturities)	(476.71)	(309.36)
Proceeds/(Repayment) from Short term borrowings (net)	174.60	(51.25)
Repayment towards lease liabilities	(34.22)	(30.91)
Interest Paid	(150.81)	(153.29)
<b>Net Cash used in Financing Activities ( C )</b>	<b>(418.88)</b>	<b>(534.04)</b>
<b>Net Increase/(Decrease) in cash &amp; cash equivalents (A+B+C)</b>	<b>0.63</b>	<b>(3.37)</b>
<b>Cash &amp; Cash equivalents at the beginning of the year</b>	<b>56.41</b>	<b>59.78</b>
<b>Cash &amp; Cash equivalents at the end of the year</b>	<b>57.04</b>	<b>56.41</b>

## Reconciliation of cash and cash equivalents

Particulars	Year ended March 31, 2024	Year ended March 31, 2023
<b>Cash and cash equivalents :</b>		
Cash on Hand	0.17	0.09
Balances with Banks	57.15	56.70
<b>Cash and cash equivalents as per Balance Sheet (Refer Note 8 (d))</b>	<b>57.32</b>	<b>56.79</b>
Book Overdrafts (Refer Note 15 (c))	(0.28)	(0.38)
<b>Cash and cash equivalents as per cash flow statement</b>	<b>57.04</b>	<b>56.41</b>

See the accompanying notes to the consolidated financial statements.

Disclosure under Para 44A as set out in Ind AS 7 on cash flow statements under Companies (Indian Accounting Standards) Rules, 2015 (as amended)

Particulars of liabilities arising from financing activity	Note No.	As at March 31, 2023	Net cash flows	Non Cash Changes		As at March 31, 2024
				Other changes *	Impact due to IndAS 116	
<b>Borrowings :</b>						
Long term borrowings	15 (a)	652.26	(254.45)	1.46	-	399.27
Short term borrowings	15 (a)	751.51	174.60	-	-	926.11
Interest accrued on borrowings	15 (c)	8.48	(8.48)	4.92	-	4.92
Lease Liabilities	38	113.61	(34.22)	-	43.22	122.61
<b>Total</b>		<b>1,525.86</b>	<b>(122.55)</b>	<b>6.38</b>	<b>43.22</b>	<b>1,452.91</b>

\* The same relates to amount charged in statement of profit and loss accounts.

### Notes:

1 The cash flow statement has been prepared under the indirect method as set out in Indian Accounting Standard (Ind AS 7) statement of cash flows.

In terms of our report attached

For and on behalf of the Board of Directors of Arvind Limited

**For Deloitte Haskins & Sells LLP**  
Chartered Accountants

**Sanjay S. Lalbhai**  
Chairman & Managing Director  
DIN: 00008329

**Jayesh K. Shah**  
Director & Group Chief Financial Officer  
DIN: 00008349

**Kartikeya Raval**  
Partner

**Nigam Shah**  
Chief Financial Officer

**Krunal Bhatt**  
Company Secretary

Place: Ahmedabad  
Date: May 6, 2024

Place: Ahmedabad  
Date: May 6, 2024



# Consolidated Statement of Changes in Equity

for the year ended March 31, 2024

(₹ in Crores)

## A. Equity share capital

Particulars	Balance at the beginning of the reporting year	Changes in Equity Share Capital during the year	Balance at the end of the reporting year
For the year ended March 31, 2023	260.59	0.91	261.50
For the year ended March 31, 2024	261.50	0.13	261.63

## B. Other equity

Particulars	Reserves and Surplus attributable to the owners of the Company						Items of Other Comprehensive Income			Total Other Equity (A)	Non-controlling interest (B)	Total equity (A + B)		
	Capital Reserve	Capital Reserve on Consolidation	Share based payment reserve	Amalgamation Reserve	Capital Redemption Reserve	Securities premium	General Reserve	Retained Earnings	Effective portion of gain or loss on cash flow hedges				Foreign Currency Translation Reserve	Net gain / (loss) on FVOCI equity instruments
Balance as at April 1, 2022	17.16	1.50	11.76	34.54	69.50	569.21	51.47	2,006.04	12.73	(84.46)	0.49	2,689.94	55.74	2,745.68
Profit for the year	-	-	-	-	-	-	-	404.56	-	-	-	404.56	8.61	413.17
Other comprehensive income for the year	-	-	-	-	-	-	-	4.03	(19.06)	1.22	0.13	(13.68)	0.10	(13.58)
Total Comprehensive income for the year	-	-	-	-	-	-	-	408.59	(19.06)	1.22	0.13	390.88	8.71	399.59
Movement between Non-Controlling Interest and Equity holders of the parent	-	-	-	-	-	-	-	(0.84)	-	-	-	(0.84)	(1.82)	(2.66)
Add / (Less) : Dividend Paid during the year	-	-	-	-	-	-	-	-	-	-	-	-	(4.00)	(4.00)
Add / (Less) : Transfer from share based payment reserve	-	-	-	-	-	1.63	10.77	-	-	-	-	12.40	-	12.40
Add : Issue of Shares under Employee Stock Option Scheme	-	-	1.78	-	-	2.37	-	-	-	-	-	4.15	-	4.15
Add / (Less) : Transfer to general reserve	-	-	(10.77)	-	-	-	-	-	-	-	-	(10.77)	-	(10.77)
Add / (Less) : Transfer to securities premium	-	-	(1.63)	-	-	-	-	-	-	-	-	(1.63)	-	(1.63)
Balance as at March 31, 2023	17.16	1.50	1.14	34.54	69.50	573.21	62.24	2,413.79	(6.33)	(83.24)	0.62	3,084.13	58.63	3,142.76
Balance as at April 1, 2023	17.16	1.50	1.14	34.54	69.50	573.21	62.24	2,413.79	(6.33)	(83.24)	0.62	3,084.13	58.63	3,142.76
Profit for the year	-	-	-	-	-	-	-	336.61	-	-	-	336.61	16.02	352.63
Other comprehensive income for the year	-	-	-	-	-	-	-	10.15	4.39	(1.81)	(21.87)	(9.14)	(0.38)	(9.52)
Total Comprehensive income for the year	-	-	-	-	-	-	-	346.76	4.39	(1.81)	(21.87)	327.47	15.64	343.11
Adjustment due to Business Combination (Refer note 46)	24.77	-	-	-	-	-	-	-	-	-	-	24.77	-	24.77
Movement between Non-Controlling Interest and Equity holders of the parent	-	-	-	-	-	-	-	(7.51)	-	-	-	(7.51)	7.56	0.05
Add / (Less) : Dividend Paid during the year	-	-	-	-	-	-	-	(150.36)	-	-	-	(150.36)	(3.88)	(154.24)
Add / (Less) : Transfer from share based payment reserve	-	-	-	-	-	1.09	-	-	-	-	-	1.09	-	1.09
Add : Issue of Shares under Employee Stock Option Scheme (Refer note 37)	-	-	2.51	-	-	0.11	-	-	-	-	-	2.62	-	2.62
Add / (Less) : Transfer to securities premium	-	-	(1.09)	-	-	-	-	-	-	-	-	(1.09)	-	(1.09)
Balance as at March 31, 2024	41.93	1.50	2.56	34.54	69.50	574.41	62.24	2,602.68	(1.94)	(85.05)	(21.25)	3,281.12	77.95	3,359.07

See accompanying notes forming part of the consolidated financial statements

In terms of our report attached

For and on behalf of the Board of Directors of Arvind Limited

**For Deloitte Haskins & Sells LLP**  
Chartered Accountants

**Sanjay S. Lalbhai**  
Chairman & Managing Director  
DIN: 00008329

**Jayesh K. Shah**  
Director & Group Chief Financial Officer  
DIN: 00008349

**Kartikeya Raval**  
Partner

**Nigam Shah**  
Chief Financial Officer

**Krunal Bhatt**  
Company Secretary

Place: Ahmedabad  
Date: May 6, 2024

Place: Ahmedabad  
Date: May 6, 2024

# Notes to the Consolidated Financial Statements

for the year ended March 31, 2024

## 1. Corporate Information

Arvind Limited (“the Group” or “the Company” or “the Parent Company”) is one of India’s leading vertically integrated textile companies with the presence of almost eight decades in this industry. It is among the largest denim manufacturers in the world. It also manufactures a range of cotton shirting, denim, knits and bottom weights (Khakis) fabrics and Jeans and Shirts Garments. Arvind Limited also has the presence in Telecom business directly and through subsidiaries and joint venture companies. Also the Group has made foray into Technical Textiles on its own and in joint venture with leading global players. The Company through its subsidiary is also engaged in manufacturing and fabrication of process equipment as well as in water treatment business.

Arvind Limited together with its consolidated subsidiaries is hereinafter referred to as “the Group”.

The Group’s financial statements have been considered and approved by the Board of Directors at their meeting held on May 6, 2024.

## 2. Statement of Compliance and Basis of Preparation:

The Consolidated Financial Statements have been prepared on a historical cost convention on the accrual basis except for the certain financial assets and liabilities measured at fair value, the provisions of the Companies Act, 2013 to the extent notified (“the Act”).

Accounting policies were consistently applied except where a newly issued accounting standard is initially adopted or a revision to an existing accounting standards requires a change in the accounting policy hitherto in use.

These Consolidated Financial Statements comprising of Consolidated Balance Sheet, Consolidated Statement of Profit and Loss including other comprehensive income, Consolidated Statement of Changes in Equity and Consolidated Statement of Cash Flows as at March 31, 2024 have been prepared in accordance with Ind AS as prescribed under Section 133 of the Companies Act, 2013 read with Rule 3 of the Companies (Indian Accounting Standards) Rules, 2015 and Companies (Indian Accounting Standards) Amendment Rules, 2016.

## Rounding of amounts

The Consolidated Financial Statements are presented in Indian Rupee (“INR”) and all values are rounded to the nearest crore as per the requirement of Schedule III, except when otherwise indicated. Figures less than ₹ 50,000, which are required to be shown separately, have been shown actual in brackets.

## Principles of Consolidation and equity accounting

The consolidated financial statements incorporate the financial statements of Arvind Limited and its subsidiaries, being the entities that it controls. Control is evidenced where the Group has power over the investee or is exposed, or has rights, to variable returns from its involvement with the investee and has the ability to affect those returns through its power over the investee. Power is demonstrated through existing rights that give the ability to direct relevant activities, which significantly affect the entity returns.

The financial statements of subsidiaries are prepared for the same reporting year as the parent company. Where necessary, adjustments are made to the financial statements of subsidiaries to align the accounting policies in line with accounting policies of the Group.

For non-wholly owned subsidiaries, a share of the profit / loss for the financial year and net assets is attributed to the non-controlling interests as shown in the consolidated statement of profit and loss and consolidated balance sheet.

Changes in the Company’s interests in subsidiaries that do not result in a loss of control are accounted for as equity transactions. The carrying amount of the Company’s interests and the non-controlling interests are adjusted to reflect the changes in their relative interests in the subsidiaries. Any difference between the amount by which the non-controlling interests are adjusted and the fair value of the consideration paid or received is recognized directly in equity and attributed to owners of the Company.

When the Company loses control of a subsidiary, the profit or loss on disposal is calculated as the difference between (i) the aggregate of the fair value of consideration received and the fair value of any retained interest and (ii) the previous carrying amount of the assets (including goodwill), and liabilities of the subsidiary and any non-controlling interests. Amounts previously recognized in

# Notes to the Consolidated Financial Statements

for the year ended March 31, 2024

other comprehensive income in relation to the subsidiary are accounted for (i.e., reclassified to profit or loss) in the same manner as would be required if the relevant assets or liabilities were disposed off. The fair value of any investment retained in the former subsidiary at the date when control is lost is regarded as the fair value on initial recognition for subsequent accounting under Ind AS.

Generally, there is a presumption that a majority of voting rights result in control. To support this presumption and when the Group has less than a majority of the voting or similar rights of an investee, the Group considers all relevant facts and circumstances in assessing whether it has power over an investee, including:

- The contractual arrangement with the other vote holders of the investee
- Rights arising from other contractual arrangements
- The Group's voting rights and potential voting rights

The Group re-assesses whether or not it controls an investee if facts and circumstances indicate that there are changes to one or more of the three elements of control. Consolidation of a subsidiary begins when the Group obtains control over the subsidiary and ceases when the Group loses control of the subsidiary. Assets, liabilities, income and expenses of a subsidiary acquired or disposed of during the year are included in the Consolidated Financial Statements from the date the Group gains control until the date the Group ceases to control the subsidiary.

Profit or loss and each component of other comprehensive income (OCI) are attributed to the equity holders of the parent of the Group and to the non-controlling interests, even if this results in the non-controlling interests having a deficit balance.

All intra-group assets and liabilities, equity, income, expenses including unrealized gain /loss and cash flows relating to transactions between members of the Group are eliminated in full on consolidation.

## Joint Ventures and Associate

A joint venture is a type of joint arrangement whereby the parties that have joint control of the arrangement have rights to the net assets of the joint venture. Joint control is the contractually agreed sharing of control of an

arrangement, which exists only when decisions about the relevant activities require unanimous consent of the parties sharing control.

An associate is an entity over which the company has significant influence.

The Group's investments in joint ventures and associate are accounted for using the equity method.

## Equity Method

Under equity method, the investment in a joint ventures and associate is initially recognised at cost. The carrying amount of the investment is adjusted to recognise changes in the Group's share of net assets of the joint ventures and associate since the acquisition date. Goodwill relating to the joint venture and associate is included in the carrying amount of the investment and is not tested for impairment individually.

The Consolidated Statement of Profit and Loss reflects the Group's share of the results of operations of the joint ventures and associate. Any change in OCI of those investees is presented as part of the Group's OCI. In addition, when there has been a change recognised directly in the equity of the joint ventures and associate, the Group recognises its share of any changes, when applicable, in the statement of changes in equity. Unrealised gains and losses resulting from transactions between the Group and the joint ventures and associate are eliminated to the extent of the interest in the joint ventures and associate.

The aggregate of the Group's share of profit or loss of joint ventures and associate is shown on the face of the Consolidated Statement of Profit and Loss.

The financial statements of the joint ventures and associate are prepared for the same reporting period as the Group. When necessary, adjustments are made to bring the accounting policies in line with those of the Group.

After application of the equity method, the Group determines whether it is necessary to recognise an impairment loss on its investment in its joint ventures and associate. At each reporting date, the Group determines whether there is objective evidence that the investment in the joint ventures and associate is impaired. If there is such evidence, the Group calculates the amount of impairment as the difference between the recoverable amount of the

# Notes to the Consolidated Financial Statements

for the year ended March 31, 2024

joint ventures and associate and its carrying value, and then recognises the loss as 'Share of profit of a joint ventures' and 'associate' in the Consolidated Statement of Profit and Loss.

Upon loss of joint control over the joint venture or loss of significant influence over associate, the Group measures and recognises any retained investment at its fair value. Any difference between the carrying amount of the retained investment and proceeds from disposal is recognised in the statement of profit and loss.

## 3. Summary of Material Accounting Policies

### 3.1. Current versus non-current classification

The Group presents assets and liabilities in the Balance Sheet based on current/non-current classification.

An asset is current when it is:

- Expected to be realised or intended to be sold or consumed in the normal operating cycle;
- Held primarily for the purpose of trading;
- Expected to be realised within twelve months after the reporting period; or
- Cash or cash equivalent unless restricted from being exchanged or used to settle a liability for at least twelve months after the reporting period.

All other assets are classified as non-current.

A liability is current when:

- It is expected to be settled in the normal operating cycle;
- It is held primarily for the purpose of trading;
- It is due to be settled within twelve months after the reporting period; or
- There is no unconditional right to defer the settlement of the liability for at least twelve months after the reporting period.

All other liabilities are classified as non-current.

Deferred tax assets and liabilities are classified as non-current assets and liabilities.

### Operating cycle

Operating cycle of the Group is the time between the acquisition of assets for processing and their realisation in cash or cash equivalents. As the Group's normal operating cycle is not clearly identifiable, it is assumed to be twelve months.

### 3.2. Use of estimates and judgements

The estimates and judgements used in the preparation of the consolidated financial statements are continuously evaluated by the Group and are based on historical experience and various other assumptions and factors (including expectations of future events) that the Group believes to be reasonable under the existing circumstances. Difference between actual results and estimates are recognised in the period in which the results are known / materialised.

Following are significant estimate (for details refer note 4.1)

- Taxes
- Useful life of Property, plant and equipment and Intangible Assets
- Provisions and contingencies
- Defined benefit plans

The said estimates are based on the facts and events, that existed as at the reporting date, or that occurred after that date but provide additional evidence about conditions existing as at the reporting date.

### 3.3. Business combinations and goodwill

Business combinations are accounted for using the acquisition method. The cost of an acquisition is measured as the aggregate of the consideration transferred measured at acquisition date fair value and the amount of any non-controlling interests in the acquiree. For each business combination, the Group elects whether to measure the non-controlling interests in the acquiree at fair value or at the proportionate share of the acquiree's identifiable net assets.

Acquisition-related costs are expensed as incurred.

At the acquisition date, the identifiable assets acquired and the liabilities assumed are recognised at their acquisition

# Notes to the Consolidated Financial Statements

for the year ended March 31, 2024

date fair values. For this purpose, the liabilities assumed include contingent liabilities representing present obligation and they are measured at their acquisition fair values irrespective of the fact that outflow of resources embodying economic benefits is not probable. However, the following assets and liabilities acquired in a business combination are measured at the basis indicated below:

- Deferred tax assets or liabilities, and the assets or liabilities related to employee benefit arrangements are recognised and measured in accordance with Ind AS 12 Income Tax and Ind AS 19 Employee Benefits respectively.
- Liabilities or equity instruments related to share based payment arrangements of the acquiree or share – based payments arrangements of the Group entered into to replace share-based payment arrangements of the acquiree are measured in accordance with Ind AS 102 Share-based Payments at the acquisition date.
- Assets (or disposal groups) that are classified as held for sale in accordance with Ind AS 105 Non-current Assets Held for Sale and Discontinued Operations are measured in accordance with that standard.
- Reacquired rights are measured at a value determined on the basis of the remaining contractual term of the related contract. Such valuation does not consider potential renewal of the reacquired right.

When the Group acquires a business, it assesses the financial assets and liabilities assumed for appropriate classification and designation in accordance with the contractual terms, economic circumstances and pertinent conditions as at the acquisition date. This includes the separation of embedded derivatives in host contracts by the acquiree.

If the business combination is achieved in stages, any previously held equity interest is re-measured at its acquisition date fair value and any resulting gain or loss is recognised in profit or loss or OCI, as appropriate.

Any contingent consideration to be transferred by the acquirer is recognised at fair value at the acquisition date. Contingent consideration classified as an asset or liability that is a financial instrument and within the scope of Ind AS 109 Financial Instruments, is measured at fair value with changes in fair value recognised in profit or loss. If the contingent consideration is not within the scope of Ind AS

109, it is measured in accordance with the appropriate Ind AS. Contingent consideration that is classified as equity is not re-measured at subsequent reporting dates and subsequent to its settlement is accounted for within equity.

Goodwill is initially measured at cost, being the excess of the aggregate of the consideration transferred and the amount recognised for non-controlling interests, and any previous interest held, over the net identifiable assets acquired and liabilities assumed. If the fair value of the net assets acquired is in excess of the aggregate consideration transferred, the Group re-assesses whether it has correctly identified all of the assets acquired and all of the liabilities assumed and reviews the procedures used to measure the amounts to be recognised at the acquisition date. If the reassessment still results in an excess of the fair value of net assets acquired over the aggregate consideration transferred, then the gain is recognised in OCI and accumulated in equity as capital reserve. However, if there is no clear evidence of bargain purchase, the entity recognises the gain directly in equity as capital reserve, without routing the same through OCI.

After initial recognition, goodwill is measured at cost less any accumulated impairment losses. For the purpose of impairment testing, goodwill acquired in a business combination is, from the acquisition date, allocated to each of the Group's cash-generating units that are expected to benefit from the combination, irrespective of whether other assets or liabilities of the acquiree are assigned to those units.

A cash generating unit to which goodwill has been allocated is tested for impairment annually, or more frequently when there is an indication that the unit may be impaired. If the recoverable amount of the cash generating unit is less than its carrying amount, the impairment loss is allocated first to reduce the carrying amount of any goodwill allocated to the unit and then to the other assets of the unit pro rata based on the carrying amount of each asset in the unit. Any impairment loss for goodwill is recognised in profit or loss. An impairment loss recognised for goodwill is not reversed in subsequent periods.

Where goodwill has been allocated to a cash-generating unit and part of the operation within that unit is disposed of, the goodwill associated with the disposed operation is included in the carrying amount of the operation when determining the gain or loss on disposal. Goodwill disposed

# Notes to the Consolidated Financial Statements

for the year ended March 31, 2024

in these circumstances is measured based on the relative values of the disposed operation and the portion of the cash-generating unit retained.

If the initial accounting for a business combination is incomplete by the end of the reporting period in which the combination occurs, the Group reports provisional amounts for the items for which the accounting is incomplete. Those provisional amounts are adjusted through goodwill during the measurement period, or additional assets or liabilities are recognised, to reflect new information obtained about facts and circumstances that existed at the acquisition date that, if known, would have affected the amounts recognized at that date. These adjustments are called as measurement period adjustments. The measurement period does not exceed one year from the acquisition date.

## 3.4. Foreign currencies

The Group's functional and presentation currency is Indian Rupee. Transactions in foreign currencies are initially recorded by the Group's entities at their respective functional currency spot rates at the date the transaction first qualifies for recognition.

Monetary assets and liabilities denominated in foreign currencies are translated at the functional currency spot rates of exchange at the reporting date. Differences arising on settlement of such transaction and on translation of monetary assets and liabilities denominated in foreign currencies at year-end exchange rate are recognised in profit or loss. They are deferred in equity if they relate to qualifying cash flow hedges.

Non-monetary items that are measured in terms of historical cost in a foreign currency are translated using the exchange rates at the dates of the initial transactions. Non-monetary items measured at fair value in a foreign currency are translated using the exchange rates at the date when the fair value is determined. The gain or loss arising on translation of non-monetary items measured at fair value is treated in line with the recognition of the gain or loss on the change in fair value of the item (i.e., translation differences on items whose fair value gain or loss is recognised in OCI or profit or loss are also recognised in OCI or profit or loss, respectively).

For the purpose of consolidation, the assets and liabilities of the Company's foreign operations are translated to Indian

rupees at the exchange rate prevailing on the balance sheet date, and the income and expenses at the average rate of exchange for the respective months. Exchange differences arising are recognized as foreign currency translation reserve under equity.

## 3.5. Fair value measurement

Fair value is the price that would be received to sell an asset or paid to transfer a liability in an orderly transaction between market participants at the measurement date. The fair value measurement is based on the presumption that the transaction to sell the asset or transfer the liability takes place either:

- In the principal market for the asset or liability or
- In the absence of a principal market, in the most advantageous market for the asset or liability.

The principal or the most advantageous market must be accessible by the Group.

The fair value of an asset or a liability is measured using the assumptions that market participants would use when pricing the asset or liability, assuming that market participants act in their economic best interest.

A fair value measurement of a non-financial asset takes into account a market participant's ability to generate economic benefits by using the asset in its highest and best use or by selling it to another market participant that would use the asset in its highest and best use.

The Group uses valuation techniques that are appropriate in the circumstances and for which sufficient data are available to measure fair value, maximising the use of relevant observable inputs and minimising the use of unobservable inputs.

All assets and liabilities for which fair value is measured or disclosed in the Consolidated Financial Statements are categorised within the fair value hierarchy, described as follows, based on the lowest level input that is significant to the fair value measurement as a whole:

- Level 1 — Quoted (unadjusted) market prices in active markets for identical assets or liabilities.
- Level 2 — Valuation techniques for which the lowest level input that is significant to the fair value measurement is directly or indirectly observable.



# Notes to the Consolidated Financial Statements

for the year ended March 31, 2024

- Level 3 — Valuation techniques for which the lowest level input that is significant to the fair value measurement is unobservable.

For assets and liabilities that are recognised in the Consolidated Financial Statements on a recurring basis, the Group determines whether transfers have occurred between levels in the hierarchy by re-assessing categorisation (based on the lowest level input that is significant to the fair value measurement as a whole) at the end of each reporting period.

The Group's management determines the policies and procedures for both recurring fair value measurement, such as derivative instruments and for non-recurring measurement, such as asset held for sale.

External valuers are involved for valuation of significant assets, such as properties. Involvement of external valuers is decided upon annually by the management after discussion with and approval by the Group's Audit Committee. Selection criteria include market knowledge, reputation, independence and whether professional standards are maintained. Management decides, after discussions with the Group's external valuers, which valuation techniques and inputs to use for each case.

At each reporting date, management analyses the movements in the values of assets and liabilities which are required to be re-measured or re-assessed as per the Group's accounting policies. For this analysis, management verifies the major inputs applied in the latest valuation by agreeing the information in the valuation computation to contracts and other relevant documents.

Management, in conjunction with the Group's external valuers, also compares the change in the fair value of each asset and liability with relevant external sources to determine whether the change is reasonable on yearly basis.

For the purpose of fair value disclosures, the Group has determined classes of assets and liabilities on the basis of the nature, characteristics and risks of the asset or liability and the level of the fair value hierarchy, as explained above.

This note summarises accounting policy for fair value. Other fair value related disclosures are given in the relevant notes.

- Significant accounting judgements, estimates and assumptions

- Quantitative disclosures of fair value measurement hierarchy
- Property, plant and equipment & Intangible assets measured at fair value on the date of transition
- Investment properties
- Financial instruments (Including those carried at amortised cost)

## 3.6. Property, plant and equipment

Property, plant and equipment is stated at cost, net of accumulated depreciation and accumulated impairment losses, if any. Such cost includes the cost of replacing part of the plant and equipment and borrowing costs for long-term construction projects if the recognition criteria are met. When significant parts of Property, plant and equipment are required to be replaced at intervals, the Group recognises such parts as individual assets with specific useful lives and depreciates them accordingly. Likewise, when a major inspection is performed, its cost is recognised in the carrying amount of the plant and equipment as a replacement if the recognition criteria are satisfied. All other repair and maintenance costs are recognised in profit or loss as incurred. The present value of the expected cost for the decommissioning of an asset after its use is included in the cost of the respective asset if the recognition criteria for a provision are met.

The Group adjusts exchange differences arising on translation difference / settlement of long-term foreign currency monetary items outstanding as at March 31, 2016, pertaining to the acquisition of a depreciable asset, to the cost of asset and depreciates the same over the remaining life of the asset.

Borrowing cost relating to acquisition / construction of fixed assets which take substantial period of time to get ready for its intended use are also included to the extent they relate to the period till such assets are ready to be put to use.

Capital work-in-progress comprises cost of fixed assets that are not yet installed and ready for their intended use at the balance sheet date.

### De-recognition

An item of property, plant and equipment is derecognised upon disposal or when no future economic benefits are expected from its use or disposal. Any gain or loss arising on derecognition of the asset (calculated as the difference

# Notes to the Consolidated Financial Statements

for the year ended March 31, 2024

between the net disposal proceeds and the carrying amount of the asset) is included in the Consolidated Statement of Profit and Loss when the asset is de-recognised.

## Depreciation

The carrying value of the property, plant and equipment as on April 1, 2014 are depreciated over remaining useful life of the assets based on independent technical evaluation carried out by external valuer.

Depreciation on property, plant and equipment is provided so as to write off the cost of assets less residual values over their useful lives of the assets, using the straight line method as prescribed under Part C of Schedule II to the Companies Act 2013 except for Plant and Machinery (other than Lab equipment, Power generation plant, Electrical installations, Wind power generation plant and Engineering Equipments which are depreciated as per schedule II of the companies act, 2013), Leasehold Improvements, Furniture and fixtures, Vehicles and Office Equipments.

When parts of an item of property, plant and equipment have different useful life, they are accounted for as separate items (Major Components) and are depreciated over their useful life or over the remaining useful life of the principal assets whichever is less.

Depreciation on Plant and Machinery (other than Lab equipment, Power generation plant, Electrical installations, Wind power generation plant and Engineering Equipments) and Leasehold Improvements, are provided on straight-line basis over the useful lives of the assets as estimated by management based on the technical assessment of the assets, nature of assets, the estimated usage of assets, the operating condition of the assets, maintenance supports and anticipated technological changes required in the assets. The management estimates the useful lives as follows:

Particulars	Useful Life
Plant and Machinery (other than Lab equipment, Power generation plant, Electrical installations, Wind power generation plant and Engineering Equipments)	10 to 35 Years
Leasehold Improvements	Over the period of agreement

The management believes that the useful life as given above best represent the period over which management expects to use these assets. Hence, the useful lives for these assets are different from the useful lives as prescribed under Part C of Schedule II to the Act.

Depreciation for assets purchased/sold during a period is proportionately charged for the period of use.

The residual values, useful lives and methods of depreciation of property, plant and equipment are reviewed at each financial year-end and adjusted prospectively, if appropriate.

## 3.7. Leases

The Group assesses at contract inception whether a contract is, or contains, a lease. That is, if the contract conveys the right to control the use of an identified asset for a period of time in exchange for consideration.

### Group as a lessee

The Group applies a single recognition and measurement approach for all leases, except for short-term leases and leases of low-value assets. The Group recognises lease liabilities to make lease payments and right-of-use assets representing the right to use the underlying assets.

#### i) Right of use assets

The Group recognises right-of-use assets at the commencement date of the lease (i.e., the date the underlying asset is available for use). Right-of-use assets are measured at cost, less any accumulated depreciation and impairment losses, and adjusted for any remeasurement of lease liabilities. The cost of right-of-use assets includes the amount of lease liabilities recognised, initial direct costs incurred, and lease payments made at or before the commencement date less any lease incentives received. Right-of-use assets are depreciated on a straight-line basis over the lease term. The right of use assets are also subject to impairment.

#### ii) Lease liabilities

At the commencement date of the lease, the Group recognises lease liabilities measured at the present value of lease payments to be made over the lease term. The lease payments are fixed payments. In

# Notes to the Consolidated Financial Statements

for the year ended March 31, 2024

calculating the present value of lease payments, the Group uses its incremental borrowing rate at the lease commencement date because the interest rate implicit in the lease is not readily determinable. After the commencement date, the amount of lease liabilities is increased to reflect the accretion of interest and reduced for the lease payments made. In addition, the carrying amount of lease liabilities is remeasured if there is a modification, a change in the lease term, a change in the lease payments (e.g., changes to future payments resulting from a change in an index or rate used to determine such lease payments) or a change in the assessment of an option to purchase the underlying asset.

## iii) Short-term leases and leases of low-value assets

The Group applies the short-term lease recognition exemption to its short-term leases (i.e., those leases that have a lease term of 12 months or less from the commencement date and do not contain a purchase option). It also applies the lease of low-value assets recognition exemption that are considered to be low value. Lease payments on short-term leases and leases of low-value assets are recognised as expense on a straight-line basis over the lease term.

## Group as a lessor

Leases in which the Group does not transfer substantially all the risks and rewards of ownership of an asset are classified as operating leases. Rental income from operating lease is recognised on a straight-line basis over the term of the relevant lease. Initial direct costs incurred in negotiating and arranging an operating lease are added to the carrying amount of the leased asset and recognised over the lease term on the same basis as rental income. Contingent rents are recognised as revenue in the period in which they are earned.

## 3.8. Borrowing cost

Borrowing cost includes interest expense as per Effective Interest Rate (EIR) and exchange differences arising from foreign currency borrowings to the extent they are regarded as an adjustment to the interest cost.

Borrowing costs directly attributable to the acquisition, construction or production of an asset that necessarily takes a substantial period of time to get ready for its intended use or sale are capitalised as part of the cost of the respective asset. Where funds are borrowed specifically to finance

a project, the amount capitalised represents the actual borrowing costs incurred. Where surplus funds are available out of money borrowed specifically to finance a project, the income generated from such current investments is deducted from the total capitalized borrowing cost. Where the funds used to finance a project form part of general borrowings, the amount capitalised is calculated using a weighted average of rates applicable to relevant general borrowings of the Group during the year. Capitalisation of borrowing costs is suspended and charged to the statement of profit and loss during the extended periods when the active development on the qualifying assets is interrupted.

All other borrowing costs are expensed in the period in which they occur.

## 3.10. Investment properties

Property that is held for long-term rental yields or for capital appreciation or both, and that is not occupied by the Group, is classified as Investment property. Investment properties are measured initially at cost, including transaction costs. Subsequent to initial recognition, investment properties are stated at cost less accumulated depreciation and accumulated impairment loss, if any.

The cost includes the cost of replacing parts and borrowing costs for long-term construction projects if the recognition criteria are met. When significant parts of the property are required to be replaced at intervals, the Group depreciates them separately based on their specific useful lives. All other repair and maintenance costs are recognised in profit or loss as incurred.

An investment property is derecognised on disposal or on permanent withdrawal from use or when no future economic benefits are expected from its disposal. Any gain or loss arising on derecognition of the asset (calculated as the difference between the net disposal proceeds and the carrying amount of the asset) is included in consolidated Statement of Profit and Loss when the asset is derecognised.

Transfers are made to (or from) investment property only when there is a change in use. Transfers between investment property, owner-occupied property and inventories are at carrying amount of the property transferred.

Depreciation on Investment property is provided on the straight line method over useful lives of the assets as prescribed under Part C of Schedule II to the Act.

# Notes to the Consolidated Financial Statements

for the year ended March 31, 2024

## 3.11. Intangible Assets

Intangible Assets that the Group controls and from which it expects future economic benefits are capitalised upon acquisition and measured initially:

- for assets acquired in a business combination at fair value on the date of acquisition/grant
- for separately acquired assets, at cost comprising the purchase price (including non-refundable taxes) and directly attributable costs to prepare the asset for its intended use.

Revenue expenditure pertaining to research is charged to Consolidated Statement of Profit and Loss. Development costs of products are charged to Consolidated Statement of Profit and Loss unless a product's technological and commercial feasibility has been established, in which case such expenditure is capitalised.

Following initial recognition, Intangible assets are carried at cost less accumulated amortisation and accumulated impairment losses, if any. Internally generated intangible assets, excluding capitalised development costs, are not capitalised and expenditure is recognised in Consolidated Statement of Profit and Loss in the period in which expenditure is incurred.

The useful lives of intangible assets are assessed as finite.

Intangible assets with finite lives are amortised over their useful economic lives and assessed for impairment whenever there is an indication that the intangible asset may be impaired. The amortisation period and the amortisation method for an intangible asset with a finite useful life are reviewed at least at the end of each reporting period. Changes in the expected useful life or the expected pattern of consumption of future economic benefits embodied in the asset are considered to modify the amortisation period or method, as appropriate, and are treated as changes in accounting estimates. The amortisation expense on intangible assets with finite lives is recognised in Consolidated Statement of Profit and Loss.

Gains or losses arising from derecognition of an intangible asset are measured as the difference between the net disposal proceeds and the carrying amount of the asset and are recognised in Consolidated Statement of Profit and Loss when the asset is derecognised.

## Amortisation

Software is amortized over management estimate of its useful life of 5 years or License Period whichever is lower and Patent/Knowhow is amortized over its useful validity period. Website is amortized over 5 years.

## Research and development costs for Website Design

Research costs are expensed as incurred. Development expenditures on an individual project are recognised as an intangible asset when the Group can demonstrate:

- The technical feasibility of completing the intangible asset so that the asset will be available for use or sale
- Its intention to complete and its ability and intention to use or sell the asset
- How the asset will generate future economic benefits
- The availability of resources to complete the asset
- The ability to measure reliably the expenditure during development

Following initial recognition of the development expenditure as an asset, the asset is carried at cost less any accumulated amortisation and accumulated impairment losses. Amortisation of the asset begins when development is complete and the asset is available for use. It is amortised over the period of expected future benefit. Amortisation expense is recognised in Consolidated Statement of Profit and Loss unless such expenditure forms part of carrying value of another asset.

During the period of development, the asset is tested for impairment annually.

## 3.12. Inventories

Inventories of Raw material, Work-in-progress, Finished goods and Stock-in-trade are valued at the lower of cost and net realisable value. However, Raw material and other items held for use in the production of inventories are not written down below cost if the finished products in which they will be incorporated are expected to be sold at or above cost.

Costs incurred in bringing each product to its present location and condition are accounted for as follows:

- **Raw materials and accessories:** Cost includes cost of purchase and other costs incurred in bringing the inventories to their present location and condition. Cost is determined on weighted average basis.

# Notes to the Consolidated Financial Statements

for the year ended March 31, 2024

- **Finished goods and work in progress:** Cost includes cost of direct materials and labour and a proportion of manufacturing overheads based on the normal operating capacity, but excluding borrowing costs. Cost is determined on weighted average basis.
- **Traded goods:** Cost includes cost of purchase and other costs incurred in bringing the inventories to their present location and condition. Cost is determined on weighted average basis.

All other inventories of stores, consumables, project material at site are valued at cost. The stock of waste is valued at net realisable value.

Net realisable value is the estimated selling price in the ordinary course of business, less estimated costs of completion and the estimated costs necessary to make the sale.

## 3.13. Impairment of non-financial assets

The Group assesses at each reporting date whether there is an indication that an asset may be impaired. If any indication exists, or when annual impairment testing for an asset is required, the Group estimates the asset's recoverable amount. An asset's recoverable amount is the higher of an asset's or cash-generating unit's (CGU) fair value less costs to sell and its value in use. It is determined for an individual asset, unless the asset does not generate cash inflows that are largely independent of those from other assets of the Group. When the carrying amount of an asset or CGU exceeds its recoverable amount, the asset is considered impaired and is written down to its recoverable amount.

In assessing value in use, the estimated future cash flows are discounted to their present value using a pre-tax discount rate that reflects current market assessments of the time value of money and the risks specific to the asset. In determining fair value less costs to sell, recent market transactions are taken into account, if available. If no such transactions can be identified, an appropriate valuation model is used. These calculations are corroborated by valuation multiples, quoted share prices for publicly traded subsidiaries or other available fair value indicators.

The Group bases its impairment calculation on detailed budgets and forecasts which are prepared separately for each of the Group's CGU to which the individual assets are allocated. These budgets and forecast calculations are

generally covering a period of five years. For longer periods, a long-term growth rate is calculated and applied to project future cash flows after the fifth year.

Impairment losses, including impairment on inventories, are recognised in Consolidated Statement of Profit and Loss in those expense categories consistent with the function of the impaired asset, except for a property previously revalued where the revaluation was taken to other comprehensive income. In this case, the impairment is also recognised in other comprehensive income up to the amount of any previous revaluation.

For assets excluding goodwill, an assessment is made at each reporting date as to whether there is any indication that previously recognised impairment losses may no longer exist or may have decreased. If such indication exists, the Group estimates the asset's or CGU's recoverable amount. A previously recognised impairment loss is reversed only if there has been a change in the assumptions used to determine the asset's recoverable amount since the last impairment loss was recognised. The reversal is limited so that the carrying amount of the asset does not exceed its recoverable amount, nor exceed the carrying amount that would have been determined, net of depreciation, had no impairment loss been recognised for the asset in prior years. Such reversal is recognised in Consolidated Statement of Profit and Loss unless the asset is carried at a revalued amount, in which case the reversal is treated as a revaluation increase.

## 3.14. Revenue Recognition

Revenue from contracts with customers is recognised on transfer of control of promised goods or services to a customer at an amount that reflects the consideration to which the Company is expected to be entitled to in exchange for those goods or services. Revenue towards satisfaction of a performance obligation is measured at the amount of transaction price (net of variable consideration) allocated to that performance obligation. The transaction price of goods sold and services rendered is net of variable consideration on account of various discounts and schemes offered by the Company as part of the contract. This variable consideration is estimated base on the expected value of outflow. Revenue (net of variable consideration) is recognised only to the extent that it is highly probable that the amount will not be subject to significant reversal when uncertainty relating to its recognition is resolved.

# Notes to the Consolidated Financial Statements

for the year ended March 31, 2024

Revenue from sale of products is recognised when the control on the goods have been transferred to the customer. The performance obligation in case of sale of product is satisfied at a point in time i.e., when the material is shipped to the customer or on delivery to the customer, as may be specified in the contract.

Revenue from real estate development of residential unit is recognised at the point in time, when the control of the asset is transferred to the customer.

## Rendering of services

Revenue from services are recognized based on the services rendered in accordance with the terms of contracts on the basis of work performed.

## Construction contract

Revenue in respect of projects for Construction of Plants and Systems, is recognised based on satisfaction of performance obligation over the period of time on the basis of percentage of completion method. Percentage of completion is determined by the proportion that contract costs incurred for work done till date bears to the estimated total contract cost. Contract revenue earned in excess of billing has been reflected under the head "Other Current Assets" and billing in excess of contract revenue has been reflected under the head "Other Current Liabilities" in the balance sheet. Full provision is made for any loss in the year in which it is first foreseen and cost incurred towards future contract activity is classified as project work in progress. Determination of revenues under the percentage of completion method necessarily involves making estimates by the Group, some of which are of a technical nature, relating to the percentage of completion, costs to completion, expected revenue from the contract and the foreseeable losses to completion.

## Export Incentive

Export incentives under various schemes notified by government are accounted for in the year of exports based on eligibility and when there is no uncertainty in receiving the same.

## Interest Income

Interest income from debt instruments are recorded using the effective interest rate (EIR) and accrued on timely basis. The EIR is the rate that exactly discounts the estimated future cash receipts over the expected life of the financial instrument or a shorter period, where appropriate, to the

net carrying amount of the financial asset. When calculating the effective interest rate, the Group estimates the expected cash flows by considering all the contractual terms of the financial instrument (for example, prepayment, extension, call and similar options) but does not consider the expected credit losses. Interest income is included in other income in the statement of profit or loss.

## 3.15. Financial instruments – initial recognition and subsequent measurement

Financial assets and financial liabilities are recognised when a Group becomes a party to the contractual provisions of the instruments. For recognition and measurement of financial assets and financial liabilities, refer policy as mentioned below:

### Initial recognition of financial assets and financial liabilities:

Financial assets and financial liabilities are initially measured at fair value. Transaction costs that are directly attributable to the acquisition or issue of financial assets and financial liabilities (other than financial assets and financial liabilities at fair value through profit or loss) are added to or deducted from the fair value of the financial assets or financial liabilities, as appropriate, on initial recognition. Transaction costs directly attributable to the acquisition of financial assets or financial liabilities at fair value through profit or loss are recognised immediately in profit or loss.

### Subsequent measurement of financial assets:

For purposes of subsequent measurement, financial assets are classified in four categories:

- Financial assets at amortised cost
- Financial assets at fair value through other comprehensive income (FVTOCI)
- Financial assets at fair value through profit or loss (FVTPL)
- Equity instruments measured at fair value through other comprehensive income (FVTOCI)

#### (a) Financial assets at amortised cost:

A financial asset is measured at amortised cost if the financial asset is held within a business model whose objective is to hold financial assets in order to collect contractual cash flows, and the contractual terms



# Notes to the Consolidated Financial Statements

for the year ended March 31, 2024

of the financial asset give rise on specified dates to cash flows that are solely payments of principal and interest (SPPI) on the principal amount outstanding.

This category is the most relevant to the Group. After initial measurement, such financial assets are subsequently measured at amortised cost using the effective interest rate (EIR) method. Amortised cost is calculated by taking into account any discount or premium on acquisition and fees or costs that are an integral part of the EIR. The EIR amortisation is included in finance income in the profit or loss.

## (b) Financial assets at fair value through other comprehensive income

A financial asset is measured at fair value through other comprehensive income if the financial asset is held within a business model whose objective is achieved by both collecting contractual cash flows and selling financial assets, and the contractual terms of the financial asset give rise on specified dates to cash flows that are solely payments of principal and interest (SPPI) on the principal amount outstanding.

Financial assets included within the FVTOCI category are measured at each reporting date at fair value. Fair value movements are recognized in the other comprehensive income (OCI). However, the Group recognizes interest income, impairment losses & reversals and foreign exchange gain or loss in Consolidated Statement of Profit and Loss. On derecognition of the asset, cumulative gain or loss previously recognised in OCI is reclassified from the equity to P&L. Interest earned whilst holding FVTOCI financial asset is reported as interest income using the EIR method.

## (c) Financial assets at fair value through profit or loss

Financial assets are measured at fair value through profit or loss unless it is measured at amortised cost or at fair value through other comprehensive income on initial recognition. The transaction costs directly attributable of financial assets at fair value through profit or loss are immediately recognised in the statement of profit and loss.

The Group may elect to designate a financial asset, which otherwise meets amortized cost or fair value

through other comprehensive income criteria, as at fair value through profit or loss. However, such election is allowed only if doing so reduces or eliminates a measurement or recognition inconsistency (referred to as 'accounting mismatch'). The Group has not designated any debt instrument as at FVTPL.

## (d) Equity instruments:

All equity investments in scope of Ind-AS 109 other than Investment in subsidiaries, Joint Ventures and Associates are measured at fair value. Equity instruments which are held for trading, are classified as at FVTPL. For all other equity instruments, the Group may make an irrevocable election to present in other comprehensive income subsequent changes in the fair value. The Group makes such election on an instrument-by-instrument basis. The classification is made on initial recognition and is irrevocable.

Equity Investment in subsidiaries, Joint Ventures and Associates are measured at cost as per Ind AS 27 - Separate Financial Statements.

If the Group decides to classify an equity instrument as at FVTOCI, then all fair value changes on the instrument, excluding dividends, are recognized in the OCI. There is no recycling of the amounts from OCI to Statement of Profit and Loss, even on sale of investment. However, the Group may transfer the cumulative gain or loss within equity.

## Impairment of financial assets

The Group assesses at each reporting date whether a financial asset (or a group of financial assets) such as investments, trade receivables, advances and security deposits held at amortised cost and financial assets that are measured at fair value through other comprehensive income are tested for impairment based on evidence or information that is available without undue cost or effort. Expected credit losses (ECL) are assessed and loss allowances recognised if the credit quality of the financial asset has deteriorated significantly since initial recognition.

Loss allowance for trade receivables with no significant financing component is measured at an amount equal to lifetime ECL. For all other financial assets, ECL are measured at an amount equal to the 12 months ECL,

# Notes to the Consolidated Financial Statements

for the year ended March 31, 2024

unless there has been significant increase in credit risk from initial recognition in which case these are measured at lifetime ECL. The amount of expected credit losses (or reversal) that is required to adjust the loss allowance at the reporting date to the amount that is required to be recognised as an impairment gain or loss in Statement of Profit and Loss.

## Derecognition of financial assets

Financial assets are derecognised when the right to receive cash flows from the assets has expired, or has been transferred, and the Group has transferred substantially all of the risks and rewards of ownership.

Concomitantly, if the asset is one that is measured at:

- (a) amortised cost, the gain or loss is recognised in Consolidated Statement of Profit and Loss;
- (b) fair value through other comprehensive income, the cumulative fair value adjustments previously taken to reserves are reclassified to Consolidated Statement of Profit and Loss unless the asset represents an equity investment in which case the cumulative fair value adjustments previously taken to reserves is reclassified within equity.

## Reclassification

When and only when the business model is changed, the Group shall reclassify all affected financial assets prospectively from the reclassification date as subsequently measured at amortised cost, fair value through other comprehensive income, fair value through profit or loss without restating the previously recognised gains, losses or interest and in terms of the reclassification principles laid down in the Ind AS relating to Financial Instruments.

## Financial liabilities and equity instruments

### Classification as debt or equity

Debt and equity instruments issued by a Group are classified as either financial liabilities or as equity in accordance with the substance of the contractual arrangements and the definitions of a financial liability and an equity instrument.

## Financial liabilities

All financial liabilities are subsequently measured at amortised cost using the effective interest method.

### Financial liabilities at fair value through profit or loss

Financial liabilities at fair value through profit or loss include financial liabilities held for trading and financial liabilities designated upon initial recognition as at fair value through profit or loss. Financial liabilities are classified as held for trading if they are incurred for the purpose of repurchasing in the near term. This category also includes derivative financial instruments entered into by the Group that are not designated as hedging instruments in hedge relationships as defined by Ind-AS 109.

Gains or losses on liabilities held for trading are recognised in the profit or loss.

Financial liabilities designated upon initial recognition at fair value through profit or loss are designated at the initial date of recognition, and only if the criteria in Ind-AS 109 are satisfied. For liabilities designated as FVTPL, fair value gains/ losses attributable to changes in own credit risks are recognized in OCI. These gains/ loss are not subsequently transferred to Statement of Profit or Loss. However, the Group may transfer the cumulative gain or loss within equity. All other changes in fair value of such liability are recognised in the statement of profit or loss. The Group has not designated any financial liability as at fair value through profit and loss.

## Equity instruments

An equity instrument is any contract that evidences a residual interest in the assets of an entity after deducting all of its liabilities. Equity instruments issued by a Group are recognised at the proceeds received, net of direct issue costs.

## Financial guarantee contracts

A financial guarantee contract is a contract that requires the issuer to make specified payments to reimburse the holder for a loss it incurs because a specified debtor fails to make payments when due in accordance with the terms of a debt instrument.

# Notes to the Consolidated Financial Statements

for the year ended March 31, 2024

Financial guarantee contracts issued by a Group are initially measured at their fair values and, if not designated as at FVTPL, are subsequently measured at the higher of:

- the amount of loss allowance determined in accordance with impairment requirements of Ind AS 109; and
- the amount initially recognised less, when appropriate, the cumulative amount of income recognised in accordance with the principles of Ind AS 18.

## Derecognition of financial liabilities

The Group derecognises financial liabilities when, and only when, the Group's obligations are discharged, cancelled or have expired. An exchange with a lender of debt instruments with substantially different terms is accounted for as an extinguishment of the original financial liability and the recognition of a new financial liability. Similarly, a substantial modification of the terms of an existing financial liability (whether or not attributable to the financial difficulty of the debtor) is accounted for as an extinguishment of the original financial liability and the recognition of a new financial liability. The difference between the carrying amount of the financial liability derecognised and the consideration paid and payable is recognised in the statement of profit and loss.

## Offsetting Financial Instruments

Financial assets and liabilities are offset and the net amount is reported in the balance sheet where there is a legally enforceable right to offset the recognised amounts and there is an intention to settle on a net basis or realise the asset and settle the liability simultaneously. The legally enforceable right must not be contingent on future events and must be enforceable in the normal course of business and in the event of default, insolvency or bankruptcy of the Group or the counterparty.

## Derivatives and Hedge Accounting

Derivatives are initially recognised at fair value and are subsequently re-measured to their fair value at the end of each reporting period. The resulting gains / losses is recognised in Consolidated Statement of Profit and Loss immediately unless the derivative is

designated and effective as a hedging instrument, in which event the timing of recognition in profit or loss / inclusion in the initial cost of non-financial asset depends on the nature of the hedging relationship and the nature of the hedged item.

The Group complies with the principles of hedge accounting where derivative contracts are designated as hedge instruments. At the inception of the hedge relationship, the Group documents the relationship between the hedge instrument and the hedged item, along with the risk management objectives and its strategy for undertaking hedge transaction, which can be a fair value hedge or a cash flow hedge.

### (i) Fair value hedges

Changes in fair value of the designated portion of derivatives that qualify as fair value hedges are recognised in profit or loss immediately, together with any changes in the fair value of the hedged asset or liability that are attributable to the hedged risk. The change in the fair value of the designated portion of hedging instrument and the change in fair value of the hedged item attributable to the hedged risk are recognised in Consolidated Statement of Profit and Loss in the line item relating to the hedged item.

Hedge accounting is discontinued when the hedging instrument expires or is sold, terminated, or exercised, or when it no longer qualifies for hedge accounting. The fair value adjustment to the carrying amount of the hedged item arising from the hedged risk is amortised to profit or loss from that date.

### (ii) Cash flow hedges

The effective portion of changes in the fair value of derivatives that are designated and qualify as cash flow hedges is recognised in the other comprehensive income and accumulated as 'Cash Flow Hedging Reserve'. The gains / losses relating to the ineffective portion is recognised in Consolidated Statement of Profit and Loss.

Amounts previously recognised and accumulated in other comprehensive income are reclassified to profit or loss when the hedged item affects

# Notes to the Consolidated Financial Statements

for the year ended March 31, 2024

Consolidated Statement of Profit and Loss. However, when the hedged item results in the recognition of a non-financial asset, such gains / losses are transferred from equity (but not as reclassification adjustment) and included in the initial measurement cost of the non-financial asset.

Hedge accounting is discontinued when the hedging instrument expires or is sold, terminated, or exercised, or when it no longer qualifies for hedge accounting. Any gains/losses recognised in other comprehensive income and accumulated in equity at that time remains in equity and is reclassified when the underlying transaction is ultimately recognised. When an underlying transaction is no longer expected to occur, the gains / losses accumulated in equity is recognised immediately in Consolidated Statement of Profit and Loss.

## 3.16. Cash and cash equivalent

Cash and cash equivalent in the balance sheet includes cash on hand, at banks and short-term deposits with a maturity of three months or less, which are subject to an insignificant risk of changes in value.

For the purpose of the cash flows statement, cash and cash equivalents includes cash, short-term deposits, as defined above, other short-term and highly liquid investments with original maturities of three months or less that are readily convertible to known amounts of cash and which are subject to an insignificant risk of changes in value adjusted for outstanding bank overdrafts as they are considered an integral part of the Group's cash management. Bank Overdrafts are shown within Borrowings in current liabilities in the balance sheet.

## 3.17. Government Grants

Government grants are recognised where there is reasonable assurance that the grant will be received and all attached conditions will be complied with. When the grant relates to an expense item, it is recognised in Statement of Profit or Loss on a systematic basis over the periods that the related costs, for which it is intended to compensate, are expensed. When the grant relates to an asset, it is recognised as income in equal amounts over the expected useful life of the related asset.

When the Group receives grants of non-monetary assets, the asset and the grant are recorded at fair value amounts and released to profit or loss over the expected useful life in a pattern of consumption of the benefit of the underlying asset by equal annual instalments.

## 3.18. Taxes

Tax expense comprises of current income tax and deferred tax.

### Current income tax:

The tax currently payable is based on taxable profit for the year. Taxable profit differs from 'profit before tax' as reported in Consolidated Statement of Profit and Loss because of items of income or expense that are taxable or deductible in other years and items that are never taxable or deductible. The tax rates and tax laws used to compute the amount are those that are enacted or substantively enacted at the reporting date. Management periodically evaluates positions taken in the tax returns with respect to situations in which applicable tax regulations are subject to interpretation and establishes provisions where appropriate.

Current income tax assets and liabilities are measured at the amount expected to be recovered from or paid to the taxation authorities. Management periodically evaluates positions taken in the tax returns with respect to situations in which applicable tax regulations are subject to interpretation and establishes provisions where appropriate.

Current tax is recognised in Consolidated Statement of Profit and Loss, except to the extent that it relates to items recognised in other comprehensive income or directly in equity. In this case, the tax is also recognised in other comprehensive income or directly in equity, respectively.

### Deferred tax

Deferred tax is provided using the liability method on temporary differences between the tax bases of assets and liabilities and their carrying amounts for financial reporting purposes at the reporting date.

Deferred tax liabilities are recognised for all taxable temporary differences, except:

- When the deferred tax liability arises from the initial recognition of goodwill or an asset or liability in a

# Notes to the Consolidated Financial Statements

for the year ended March 31, 2024

transaction that is not a business combination and, at the time of the transaction, affects neither the accounting profit nor taxable profit or loss;

- In respect of taxable temporary differences associated with investments in subsidiaries and interests in joint arrangements, when the timing of the reversal of the temporary differences can be controlled and it is probable that the temporary differences will not reverse in the foreseeable future.

Deferred tax assets are recognised for all deductible temporary differences, the carry forward of unused tax credits and any unused tax losses. Deferred tax assets are recognised to the extent that it is probable that taxable profit will be available against which the deductible temporary differences, and the carry forward of unused tax credits and unused tax losses can be utilised, except:

- When the deferred tax asset relating to the deductible temporary difference arises from the initial recognition of an asset or liability in a transaction that is not a business combination and, at the time of the transaction, affects neither the accounting profit nor taxable profit or loss;
- In respect of deductible temporary differences associated with investments in subsidiaries, associates and interests in joint arrangements, deferred tax assets are recognised only to the extent that it is probable that the temporary differences will reverse in the foreseeable future and taxable profit will be available against which the temporary differences can be utilised.

The carrying amount of deferred tax assets is reviewed at each reporting date and reduced to the extent that it is no longer probable that sufficient taxable profit will be available to allow all or part of the deferred tax asset to be utilised. Unrecognised deferred tax assets are re-assessed at each reporting date and are recognised to the extent that it has become probable that future taxable profits will allow the deferred tax asset to be recovered.

Deferred tax assets and liabilities are measured at the tax rates that are expected to apply in the year when the asset is realised or the liability is settled, based on tax rates (and

tax laws) that have been enacted or substantively enacted at the reporting date.

Deferred tax is recognised in Consolidated Statement of Profit and Loss, except to the extent that it relates to items recognised in other comprehensive income or directly in equity. In this case, the tax is also recognised in other comprehensive income or directly in equity, respectively.

Deferred tax liabilities are not recognised for temporary differences between the carrying amount and tax bases of investments in subsidiaries where the group is able to control the timing of the reversal of the temporary differences and it is probable that the differences will not reverse in the foreseeable future.

Deferred tax assets and deferred tax liabilities are offset if a legally enforceable right exists to set off current tax assets against current tax liabilities and the deferred taxes relate to the same taxable entity and the same taxation authority.

## 3.19. Employee Benefits

### (a) Short Term Employee Benefits

All employee benefits payable within twelve months of rendering the service are classified as short term benefits. Such benefits include salaries, wages, bonus, short term compensated absences, awards, ex-gratia, performance pay etc. and the same are recognised in the period in which the employee renders the related service.

### (b) Post-Employment Benefits

#### (i) Defined contribution plan

The Group's approved provident fund scheme, superannuation fund scheme, employees' state insurance fund scheme and Employees' pension scheme are defined contribution plans. The Group has no obligation, other than the contribution paid/payable under such schemes. The contribution paid/payable under the schemes is recognised during the period in which the employee renders the related service.

#### (ii) Defined benefit plan

The employee's gratuity fund scheme, provident fund and Compensatory Pension Scheme are Company's defined benefit plans.

# Notes to the Consolidated Financial Statements

for the year ended March 31, 2024

## Gratuity fund scheme and Compensatory Pension Scheme

The present value of the obligation under Defined benefit schemes is determined based on the actuarial valuation using the Projected Unit Credit Method as at the date of the Balance sheet. In case of funded plans, the fair value of plan asset is reduced from the gross obligation under the defined benefit plans, to recognize the obligation on the net basis.

### (c) Other long term employment benefits

The employee's long term compensated absences are Group's defined benefit plans. The present value of the obligation is determined based on the actuarial valuation using the Projected Unit Credit Method as at the date of the Balance sheet. In case of funded plans, the fair value of plan asset is reduced from the gross obligation, to recognise the obligation on the net basis.

### (d) Termination Benefits

Termination benefits such as compensation under voluntary retirement scheme are recognised in the year in which termination benefits become payable.

## 3.20. Share-based payments

Employees (including senior executives) of the Group receive remuneration in the form of share-based payments, whereby employees render services as consideration for equity instruments (equity-settled transactions).

### Equity-settled transactions

The cost of equity-settled transactions is determined by the fair value at the date when the grant is made using an appropriate valuation model.

That cost is recognised, together with a corresponding increase in share-based payment (SBP) reserves in equity, over the period in which the performance and/or service conditions are fulfilled in employee benefits expense. The cumulative expense recognised for equity-settled transactions at each reporting date until the vesting date reflects the extent to which the vesting period has expired and the Group's best estimate of the number of equity instruments that will ultimately vest. Consolidated Statement of Profit and Loss expense or credit for a period represents the movement in cumulative expense

recognised as at the beginning and end of that period and is recognised in employee benefits expense.

Service and non-market performance conditions are not taken into account when determining the grant date fair value of awards, but the likelihood of the conditions being met is assessed as part of the Group's best estimate of the number of equity instruments that will ultimately vest. Market performance conditions are reflected within the grant date fair value. Any other conditions attached to an award, but without an associated service requirement, are considered to be non-vesting conditions. Non-vesting conditions are reflected in the fair value of an award and lead to an immediate expensing of an award unless there are also service and/or performance conditions.

No expense is recognised for awards that do not ultimately vest because non-market performance and/or service conditions have not been met. Where awards include a market or non-vesting condition, the transactions are treated as vested irrespective of whether the market or non-vesting condition is satisfied, provided that all other performance and/or service conditions are satisfied.

When the terms of an equity-settled award are modified, the minimum expense recognised is the expense had the terms had not been modified, if the original terms of the award are met. An additional expense is recognised for any modification that increases the total fair value of the share-based payment transaction, or is otherwise beneficial to the employee as measured at the date of modification. Where an award is cancelled by the entity or by the counterparty, any remaining element of the fair value of the award is expensed immediately through the statement of profit and loss.

The dilutive effect of outstanding options is reflected as additional share dilution in the computation of diluted earnings per share.

## 3.21. Earnings per share (EPS)

Basic EPS is computed by dividing the net profit / loss for the year attributable to ordinary equity holders of the Group by the weighted average number of ordinary shares outstanding during the year.

Diluted EPS is computed by dividing the net profit / loss attributable to ordinary equity holders of the Group by the weighted average number of ordinary shares outstanding



# Notes to the Consolidated Financial Statements

for the year ended March 31, 2024

during the year adjusted for the weighted average number of ordinary shares that would be issued on conversion of all the dilutive potential ordinary shares into ordinary shares.

The dilutive potential equity shares are adjusted for the proceeds receivable had the equity shares been actually issued at fair value (i.e. the average market value of the outstanding equity shares). Dilutive potential equity shares are deemed converted as of the beginning of the period, unless issued at a later date. Dilutive potential equity shares are determined independently for each period presented. The number of equity shares and potentially dilutive equity shares are adjusted retrospectively for all periods presented for any share splits and bonus shares issues including for changes effected prior to the approval of the financial statements by the Board of Directors.

## 3.22.Dividend

The Group recognises a liability (including tax thereon) to make cash or non-cash distributions to equity shareholders of the Group when the distribution is authorised and the distribution is no longer at the discretion of the Group.

Non-cash distributions are measured at the fair value of the assets to be distributed with fair value re-measurement recognised directly in equity.

Upon distribution of non-cash assets, any difference between the carrying amount of the liability and the carrying amount of the assets distributed is recognised in Consolidated Statement of Profit and Loss.

## 3.23.Provisions and Contingencies

Provisions are recognised when the Group has a present obligation (legal or constructive) as a result of a past event, and it is probable that an outflow of resources embodying economic benefits will be required to settle the obligation and a reliable estimate can be made of the amount of the obligation.

The amount recognised as a provision is the best estimate of the consideration required to settle the present obligation at the end of the reporting period, taking into account the risks and uncertainties surrounding the obligation.

When the Group expects some or all of a provision to be reimbursed from third parties, for example, under an insurance contract, the reimbursement is recognised as a separate asset, but only when the reimbursement is

virtually certain that reimbursement will be received and the amount of the receivable can be measured reliably. The expense relating to a provision is presented in the statement of profit or loss net of any reimbursement.

If the effect of the time value of money is material, provisions are discounted using a current pre-tax rate that reflects, when appropriate, the risks specific to the liability. When discounting is used, the increase in the provision due to the passage of time is recognised as a finance cost.

A contingent liability is a possible obligation that arises from past events whose existence will be confirmed by the occurrence or non-occurrence of one or more uncertain future events beyond the control of the Group or a present obligation that is not recognised because it is not probable that an outflow of resources will be required to settle the obligation. A contingent liability also arises in extremely rare cases where there is a liability that cannot be recognised because it cannot be measured reliably. The Group does not recognize a contingent liability but discloses its existence in the Consolidated Financial Statements.

Contingent assets are not recognised but disclosed in the Consolidated financial statements when an inflow of economic benefits is probable.

## 3.24.Non-current assets held for sale/ distribution to owners and discontinued operations

The Group classifies non-current assets (or disposal group) as held for sale if their carrying amounts will be recovered principally through a sale rather than through continuing use. Actions required to complete the sale should indicate that it is unlikely that significant changes to the sale will be made or that the decision to sell will be withdrawn. Management must be committed to the sale expected within one year from the date of classification.

The criteria for held for sale classification is regarded met only when the assets is available for immediate sale in its present condition, subject only to terms that are usual and customary for sales of such assets, its sale is highly probable; and it will genuinely be sold, not abandoned. The Group treats sale of the asset to be highly probable when:

- The appropriate level of management is committed to a plan to sell the asset,
- An active programme to locate a buyer and complete the plan has been initiated (if applicable),

# Notes to the Consolidated Financial Statements

for the year ended March 31, 2024

- The asset is being actively marketed for sale at a price that is reasonable in relation to its current fair value,
- The sale is expected to qualify for recognition as a completed sale within one year from the date of classification, and
- Actions required to complete the plan indicate that it is unlikely that significant changes to the plan will be made or that the plan will be withdrawn.

Non-current assets held for sale are measured at the lower of their carrying amount and the fair value less costs to sell. Assets and liabilities classified as held for sale are presented separately in the balance sheet.

An impairment loss is recognised for any initial or subsequent write-down of the assets to fair value less cost to sell. A gain is recognised for any subsequent increases in the fair value less cost to sell of an assets but not in excess of the cumulative impairment loss previously recognised, A gain or loss previously not recognised by the date of sale of the non-current assets is recognised on the date of de-recognition.

Property, plant and equipment and intangible assets once classified as held for sale/ distribution to owners are not depreciated or amortised.

A discontinued operation qualifies as discontinued operation if it is a component of an entity that either has been disposed of, or is classified as held for sale, and:

- Represents a separate major line of business or geographical area of operations,
- Is part of a single co-ordinated plan to dispose of a separate major line of business or geographical area of operations; or
- Is a subsidiary acquired exclusively with a view to resale

Discontinued operations are excluded from the results of continuing operations and are presented as a single amount as profit or loss after tax from discontinued operations in Consolidated Statement of Profit and Loss.

## 3.25.Segment Reporting

Operating segments are reported in a manner consistent with the internal reporting provided to the chief operating decision maker.

## 3.26.Research and Development

Research expenditure is recognised as an expense when it is incurred. Development costs are capitalised only after the technical and commercial feasibility of the asset for sale or use has been established. Thereafter, all directly attributable expenditure incurred to prepare the asset for its intended use are recognised as the cost of such assets. Internally generated brands and customer lists are not recognised as intangible assets.

## 4. Critical accounting estimates and assumptions

The preparation of the Consolidated Financial Statements requires management to make judgements, estimates and assumptions that affect the reported amounts of revenues, expenses, assets and liabilities, and the accompanying disclosures, and the disclosure of contingent liabilities. Uncertainty about these assumptions and estimates could result in outcomes that require a material adjustment to the carrying amount of assets or liabilities affected in future periods.

### 4.1. Estimates and assumption

The key assumptions concerning the future and other key sources of estimation uncertainty at the reporting date, that have a significant risk of causing a material adjustment to the carrying amounts of assets and liabilities within the next financial year, are described below. The Group based its assumptions and estimates on parameters available when the Consolidated Financial Statements were prepared. Existing circumstances and assumptions about future developments, however, may change due to market changes or circumstances arising that are beyond the control of the Group. Such changes are reflected in the assumptions when they occur.

#### (a) Taxes

The Group has ₹ (1.86) crores (March 31, 2023: ₹ (1.57) crores) of unused tax losses available which is carried forward for set off against taxable income in future years. The Group believes that if sufficient future taxable income available to utilise against which the unused tax losses can be utilised. On this basis, the Group has determined that it has recognised deferred tax assets on the carried forward tax losses.

Further details on taxes are disclosed in note 29.

# Notes to the Consolidated Financial Statements

for the year ended March 31, 2024

**(b) Useful life of Property, plant and equipment and Intangible Assets**

As described in Note 3.6 and 3.11 of the significant accounting policies, the Group reviews the estimated useful lives of property, plant and equipment and intangible assets at the end of each reporting period.

**(c) Provisions and contingencies**

The assessments undertaken in recognising provisions and contingencies have been made in accordance with the applicable Ind AS. A provision is recognized if, as a result of a past event, the Group has a present legal or constructive obligation that can be estimated reliably, and it is probable that an outflow of economic benefits will be required to settle the obligation. Where the effect of time value of money is material, provisions are determined by discounting the expected future cash flows.

The Group has significant capital commitments in relation to various capital projects which are not recognized on the balance sheet. In the normal course of business, contingent liabilities may arise from litigation and other claims against the Group. Guarantees are also provided in the normal course of business. There are certain obligations which management has concluded, based on all available

facts and circumstances, are not probable of payment or are very difficult to quantify reliably, and such obligations are treated as contingent liabilities and disclosed in the notes but are not reflected as liabilities in the Consolidated Financial Statements. Although there can be no assurance regarding the final outcome of the legal proceedings in which the Group involved, it is not expected that such contingencies will have a material effect on its financial position or profitability (Refer note 16 and 30).

**(d) Defined benefit plans**

The determination of Group's liability towards defined benefit obligation to employees is made through independent actuarial valuation including determination of amounts to be recognised in Consolidated Statement of Profit and Loss and in other comprehensive income. Such valuation depend upon assumptions determined after taking into account inflation, seniority, promotion and other relevant factors such as supply and demand factors in the employment market. Information about such valuation is provided in notes to the Consolidated Financial Statements.

Further details about defined benefit obligations are provided in note 34.

# Notes to the Consolidated Financial Statements

for the year ended March 31, 2024

(₹ in Crores)

## Note 5 : Property, plant and equipment

Particulars	Freehold land	Leasehold land	Building	Plant & Machinery	Furniture & fixture	Vehicles	Leasehold Improvements	Office Equipment	Computer, server & network	Total
<b>Gross Carrying Amount</b>										
<b>As at April 1, 2022</b>	<b>992.39</b>	<b>182.66</b>	<b>634.78</b>	<b>2,399.90</b>	<b>95.64</b>	<b>56.99</b>	<b>43.10</b>	<b>37.48</b>	<b>56.57</b>	<b>4,499.51</b>
Additions	1.44	-	7.30	158.75	1.64	17.66	1.76	1.50	5.12	195.17
Transfer from Investment Properties (Refer note 6)	-	-	0.52	-	-	-	-	-	-	0.52
Transfer	-	-	-	-	(0.02)	-	-	0.02	-	-
Foreign Currency Translation Reserve	-	-	(0.15)	1.56	0.12	0.02	0.02	-	0.05	1.62
Deductions	-	-	1.27	45.23	7.52	6.88	0.06	1.62	5.30	67.88
<b>As at March 31, 2023</b>	<b>993.83</b>	<b>182.66</b>	<b>641.18</b>	<b>2,514.98</b>	<b>89.90</b>	<b>67.79</b>	<b>44.82</b>	<b>37.34</b>	<b>56.44</b>	<b>4,628.94</b>
Additions	19.84	0.01	27.71	168.11	3.80	21.55	0.15	3.31	6.75	251.23
Transfer to Investment Properties (Refer note 6)	-	20.56	-	-	-	-	-	-	-	20.56
Adjustment due to Business combination (Refer note 46)	-	-	-	-	0.07	0.01	-	0.15	0.04	0.27
Foreign Currency Translation Reserve	-	-	(0.07)	(2.02)	(0.16)	(0.03)	-	0.05	(0.07)	(2.30)
Deductions	8.26	-	0.67	27.45	0.40	10.84	0.01	0.05	1.58	49.26
<b>As at March 31, 2024</b>	<b>1,005.41</b>	<b>162.11</b>	<b>668.15</b>	<b>2,653.62</b>	<b>93.21</b>	<b>78.48</b>	<b>44.96</b>	<b>40.80</b>	<b>61.58</b>	<b>4,808.32</b>
<b>Accumulated Depreciation and Impairment</b>										
<b>As at April 1, 2022</b>	<b>-</b>	<b>-</b>	<b>167.75</b>	<b>963.79</b>	<b>52.76</b>	<b>22.64</b>	<b>30.29</b>	<b>30.22</b>	<b>42.70</b>	<b>1,310.15</b>
Depreciation for the year	-	-	26.68	170.46	8.04	6.55	2.15	2.34	4.17	220.39
Transfer from Investment Properties (Refer note 6)	-	-	0.09	-	-	-	-	-	-	0.09
Foreign Currency Translation Reserve	-	-	(0.18)	0.82	0.08	0.01	0.01	-	0.03	0.77
Deductions	-	-	0.21	24.00	5.75	3.78	0.06	1.54	4.46	39.80
<b>As at March 31, 2023</b>	<b>-</b>	<b>-</b>	<b>194.13</b>	<b>1,111.07</b>	<b>55.13</b>	<b>25.42</b>	<b>32.39</b>	<b>31.02</b>	<b>42.44</b>	<b>1,491.60</b>
Depreciation for the year	-	-	26.95	180.19	7.53	7.60	1.76	2.29	5.21	231.53
Adjustment due to Business combination (Refer note 46)	-	-	-	-	0.06	0.01	-	0.12	0.03	0.22
Foreign Currency Translation Reserve	-	-	(0.04)	(1.12)	(0.11)	(0.02)	-	0.03	(0.05)	(1.31)
Deductions	-	-	0.13	17.53	0.35	4.94	0.02	0.05	1.35	24.37
<b>As at March 31, 2024</b>	<b>-</b>	<b>-</b>	<b>220.91</b>	<b>1,272.61</b>	<b>62.26</b>	<b>28.07</b>	<b>34.13</b>	<b>33.41</b>	<b>46.28</b>	<b>1,697.67</b>
<b>Net Carrying Amount</b>										
<b>As at March 31, 2024</b>	<b>1,005.41</b>	<b>162.11</b>	<b>447.24</b>	<b>1,381.01</b>	<b>30.95</b>	<b>50.41</b>	<b>10.83</b>	<b>7.39</b>	<b>15.30</b>	<b>3,110.65</b>
As at March 31, 2023	993.83	182.66	447.05	1,403.91	34.77	42.37	12.43	6.32	14.00	3,137.34

### Notes :

- Buildings includes ₹ 0.81 crores (Previous year ₹ 1.03 crores) in respect of ownership flats in Co-Operative Housing Society and ₹ 500/- (Previous year ₹ 500/-) in respect of shares held in Co-Operative Housing Society.
- For Properties Pledge as security - Refer note 15 (a).

# Notes to the Consolidated Financial Statements

for the year ended March 31, 2024

(₹ in Crores)

## Note 5 : Property, plant and equipment (Contd.)

### Note 5 (a) : Ageing of Capital Work-in-progress

Particulars	< 1 year	>1 year but < 2 years	>2 year but < 3 years	more than 3 years	Total
<b>As at March 31, 2024</b>					
Project in Progress	115.17	1.65	-	-	116.82
	<b>115.17</b>	<b>1.65</b>	-	-	<b>116.82</b>
<b>As at March 31, 2023</b>					
Project in Progress	73.59	1.13	-	4.00	78.72
	<b>73.59</b>	<b>1.13</b>	-	<b>4.00</b>	<b>78.72</b>

There are no projects whose completion is overdue or has exceeded its cost compared to its original plan.

There are no temporarily suspended projects.

## Note 6 : Investment properties

Particulars	Land	Building	Total
<b>Gross Carrying Amount</b>			
<b>As at April 1, 2022</b>	<b>166.38</b>	<b>1.47</b>	<b>167.85</b>
Additions	0.69	0.03	0.72
Transfer to Property, Plant and Equipment (Refer Note 5)	-	0.52	0.52
<b>As at March 31, 2023</b>	<b>167.07</b>	<b>0.98</b>	<b>168.05</b>
Transfer from Property, plant and equipment (Refer Note 5)	20.56	-	20.56
Deduction	0.96	0.01	0.97
<b>As at March 31, 2024</b>	<b>186.67</b>	<b>0.97</b>	<b>187.64</b>
<b>Accumulated Depreciation</b>			
<b>As at April 1, 2022</b>	-	<b>0.14</b>	<b>0.14</b>
Depreciation for the year	-	0.02	0.02
Transfer to Property, Plant and Equipment (Refer Note 5)	-	0.09	0.09
<b>As at March 31, 2023</b>	-	<b>0.07</b>	<b>0.07</b>
Depreciation for the year	-	0.02	0.02
<b>As at March 31, 2024</b>	-	<b>0.09</b>	<b>0.09</b>
<b>Net Carrying Amount</b>			
<b>As at March 31, 2024</b>	<b>186.67</b>	<b>0.88</b>	<b>187.55</b>
As at March 31, 2023	167.07	0.91	167.98

### Notes :

#### (1) Information regarding income and expenditure of Investment properties

Particulars	Year ended March 31, 2024	Year ended March 31, 2023
Rental income derived from Investment properties	0.36	0.23
Less: Direct operating expenses (including repairs and maintenance)	0.04	0.07
<b>Profit arising from investment properties before depreciation</b>	<b>0.32</b>	<b>0.16</b>
Less : Depreciation	0.02	0.02
<b>Profit arising from investment properties</b>	<b>0.30</b>	<b>0.14</b>

# Notes to the Consolidated Financial Statements

for the year ended March 31, 2024

(₹ in Crores)

## Note 6 : Investment properties (Contd.)

### (2) Fair value of the Investment properties

Fair value of the Investment properties are as under.

Particulars	Land	Building	Total
Balance as at April 1, 2022	372.08	4.64	376.72
Add/(less) : Fair value difference for the year	96.74	(1.15)	95.59
Asset Transfer to Property, plant and equipment	-	0.96	0.96
<b>Balance as at March 31 2023</b>	<b>468.82</b>	<b>2.53</b>	<b>471.35</b>
<b>Balance as at April 1, 2023</b>	<b>468.82</b>	<b>2.53</b>	<b>471.35</b>
Asset Transfer from Property, plant and equipment	20.56	-	20.56
Add/(less) : Fair value difference for the year	(106.46)	(0.64)	(107.10)
<b>Balance as at March 31 2024</b>	<b>382.92</b>	<b>1.89</b>	<b>384.81</b>

The fair value of the properties are based on report of Government Approved Valuer.

### (3) For Properties pledged as security, refer note 15 (a)

## Note 7 : Intangible assets

Particulars	Computer Software	Patent & Technical knowhow	Website	Brand Value & Licence Brands	Distribution Network	Total	Goodwill	Goodwill on Consolidation	Total Goodwill
<b>Gross Carrying Amount</b>									
<b>As at April 1, 2022</b>	<b>100.94</b>	<b>39.71</b>	<b>71.37</b>	<b>2.94</b>	<b>17.49</b>	<b>232.45</b>	<b>20.23</b>	<b>8.95</b>	<b>29.18</b>
Additions	1.01	-	-	-	5.02	6.03	-	-	-
Deductions	9.18	-	71.37	2.39	-	82.94	20.23	-	20.23
<b>As at March 31, 2023</b>	<b>92.77</b>	<b>39.71</b>	<b>-</b>	<b>0.55</b>	<b>22.51</b>	<b>155.54</b>	<b>-</b>	<b>8.95</b>	<b>8.95</b>
Additions	3.06	0.13	-	-	-	3.19	-	-	-
Deductions	0.32	-	-	-	-	0.32	-	-	-
<b>As at March 31, 2024</b>	<b>95.51</b>	<b>39.84</b>	<b>-</b>	<b>0.55</b>	<b>22.51</b>	<b>158.41</b>	<b>-</b>	<b>8.95</b>	<b>8.95</b>
<b>Accumulated Depreciation</b>									
<b>As at April 1, 2022</b>	<b>78.92</b>	<b>38.68</b>	<b>69.63</b>	<b>2.91</b>	<b>7.72</b>	<b>197.86</b>	<b>20.23</b>	<b>-</b>	<b>20.23</b>
Amortisation for the Year	10.27	0.16	1.77	0.04	2.49	14.73	-	-	-
Deductions	6.34	-	71.40	2.40	(0.09)	80.05	20.23	-	20.23
<b>As at March 31, 2023</b>	<b>82.85</b>	<b>38.84</b>	<b>-</b>	<b>0.55</b>	<b>10.30</b>	<b>132.54</b>	<b>-</b>	<b>-</b>	<b>-</b>
Amortisation for the Year	7.95	0.17	-	-	2.49	10.61	-	-	-
Deductions	0.30	-	-	-	-	0.30	-	-	-
<b>As at March 31, 2024</b>	<b>90.50</b>	<b>39.01</b>	<b>-</b>	<b>0.55</b>	<b>12.79</b>	<b>142.85</b>	<b>-</b>	<b>-</b>	<b>-</b>
<b>Net Carrying Amount</b>									
<b>As at March 31, 2024</b>	<b>5.01</b>	<b>0.83</b>	<b>-</b>	<b>-</b>	<b>9.72</b>	<b>15.56</b>	<b>-</b>	<b>8.95</b>	<b>8.95</b>
As at March 31, 2023	9.92	0.87	-	-	12.21	23.00	-	8.95	8.95

#### Notes :

- For Properties pledged as security, refer note 15 (a)



# Notes to the Consolidated Financial Statements

for the year ended March 31, 2024

(₹ in Crores)

## Note 7 : Intangible assets (Contd.)

### 7 (a) : Ageing of Intangible assets under development

Particulars	< 1 year	>1 year but < 2 years	>2 year but < 3 years	more than 3 years	Total
<b>As at March 31, 2024</b>					
Project in Progress	0.30	0.20	-	-	0.50
	0.30	0.20	-	-	0.50
<b>As at March 31, 2023</b>					
Project in Progress	1.17	-	-	0.05	1.22
	<b>1.17</b>	-	-	<b>0.05</b>	<b>1.22</b>

There are no projects whose completion is overdue or has exceeded its cost compared to its original plan.

There are no temporarily suspended projects.

### 7 (b) : Investments accounted for using the equity method

Particulars	Face Value per Share (in ₹ unless otherwise stated)	No. of Shares/unit		Amount	
		As at March 31, 2024	As at March 31, 2023	As at March 31, 2024	As at March 31, 2023
<b>I. Joint Ventures - measured using equity method (unquoted)</b>					
Adient Arvind Automotive Fabrics India Private Limited	10	81,42,750	81,42,750	8.14	8.14
Less: Provision for Impairment				(8.14)	(8.14)
				-	-
PVH Arvind Manufacturing PLC	1,000ETB	84,166	84,166	25.10	25.10
Less: Provision for Impairment				(25.10)	(25.10)
				-	-
Arya Omnitalk Radio Trunking Services Private Limited	10	10,05,000	10,05,000	6.43	7.25
Arudrama Development Private Limited	100	50,000	50,000	2.05	2.05
<b>Total (I)</b>				<b>8.48</b>	<b>9.30</b>
<b>II. Associate - measured using equity method (unquoted)</b>					
Renew Green (GJ Eight) Private Limited	10	2,04,96,000	2,04,96,000	26.23	20.18
<b>Total (II)</b>				<b>26.23</b>	<b>20.18</b>
<b>Total Investments accounted for using the equity method</b>				<b>34.71</b>	<b>29.48</b>
<b>Total (I) +(II)</b>					

# Notes to the Consolidated Financial Statements

for the year ended March 31, 2024

(₹ in Crores)

## Note 8 : Financial assets

### 8 (a) Investments

Particulars	Face Value per Share (in ₹ unless otherwise stated)	No. of Shares/unit		Amount	
		As at March 31, 2024	As at March 31, 2023	As at March 31, 2024	As at March 31, 2023
<b>(a) Investment in equity shares (fully paid up):</b>					
<b>I. Subsidiaries - measured at cost (unquoted) :</b>					
Arvind Foundation **	10	10,000	10,000	0.01	0.01
Arvind Indigo Foundation **	10	10,000	10,000	0.01	0.01
Arvind Worldwide(M) Inc.***	100 USD	54,840	54,840	0.01	0.01
Less: Provision for Impairment				(0.01)	(0.01)
				-	-
Arvind Spinning Limited (Shares without par value) ***		8,24,099	8,24,099	0.08	0.08
Less: Provision for Impairment				(0.08)	(0.08)
				-	-
Arvind Overseas (M) Inc.***	100 Mau	23,85,171	23,85,171	0.24	0.24
Less: Provision for Impairment				(0.24)	(0.24)
				-	-
<b>Total(I)</b>				0.02	0.02
<b>II. Limited Liability Partnerships:</b>					
Arvind Township LLP (Previously Known as Arvind & Smart Value Homes LLP)				-	55.83
<b>Total(II)</b>				-	55.83
<b>III. Others - Fair value through Other Comprehensive Income:</b>					
<b>Unquoted</b>					
Bigfoot Retail Solutions Private Limited	10	2,04,96,000	2,04,96,000	103.72	126.06
Multiple Private Equity Fund II LLP		71,268	-	21.51	-
Gujarat Cloth Dealers Co-operative Shops and Warehouses Society Limited*	100	10	10	(₹1,000/-)	(₹1,000/-)
<b>Total(III)</b>				125.23	126.06
<b>Total Equity Investments ((I) + (II) + (III))</b>	<b>Total(a)</b>			125.25	181.91
<b>(b) Investment in debentures - measured at cost (Unquoted):</b>					
9.00% Optionally Convertible Debentures of Arya Omnitalk Radio Trunking Services Private Limited	10	2,500	2,500	0.02	0.02
<b>Total(b)</b>				0.02	0.02
<b>(c) Investment in government securities - measured at amortised cost:</b>					
National Saving Certificates (Lodged with Sales Tax and Government Authorities)				(₹23,000/-)	(₹23,000/-)
<b>Total(c)</b>				(₹23,000/-)	(₹23,000/-)
<b>Total Non-Current Investments (A)=(a)+(b)+(c)</b>				125.27	181.93
<b>Investment in Mutual Funds - Fair value through Profit and Loss</b>					
HDFC Low Duration Fund - Growth		10,13,998	-	5.34	-
Invesco India Money Market Fund - Growth		4,412	-	1.79	-
<b>Total Current Investments (B)</b>				7.13	-
<b>Total Investments (A)+(B)</b>				132.40	181.93
Aggregate amount of unquoted investments				125.27	181.93
Aggregate amount of quoted investments and market value thereof				7.13	-
Aggregate amount of impairment in value of investment				0.33	0.33

# Notes to the Consolidated Financial Statements

for the year ended March 31, 2024

(₹ in Crores)

## Note 8 : Financial assets

### 8 (a) Investments (Contd.)

#### Disclosure in respect of Limited Liability Partnerships

Name of the Firm	Total Capital	Name of the Partner	Share in partnership	
			March 31, 2024	March 31, 2023
Arvind Township LLP (Previously Known as Arvind & Smart Value Homes LLP)^	0.01	Arvind Limited	99%	50%
		Tata Value Homes Limited	-	50%
		Arvind Sports Fashion Private Limited	1%	-

\* The management has assessed that fair value of the investments approximate to their carrying value.

\*\*The Group has made investment of ₹ 0.01 Crores in the equity shares of Arvind Foundation and ₹ 0.01 Crores in the equity shares of Arvind Indigo Foundation, which are the Companies incorporated under Section 8 of the Act. Since the Group has no intention of earning variable returns from the voting rights, the above investments doesn't meet the definition of control under Ind AS 110 and hence, not consolidated in the Consolidated Financial Statements.

\*\*\* Not considered for the purpose of consolidation for the financial year 2023-24 and 2022-23 respectively being defunct status.

^ Group has entered into an agreement with Tata Value Homes Limited (JV Partner for "ASVH" (Arvind and Smart Value Homes LLP, now known as Arvind Township LLP)) for the purchase of its stake effective from April 1, 2023. Accordingly, ASVH is accounted for as subsidiary of Arvind Limited w.e.f. April 1, 2023.

### 8 (b) Trade receivables - Current

Particulars	As at March 31, 2024	As at March 31, 2023
Unsecured, considered good	1,072.21	965.88
Unsecured, considered doubtful	54.87	58.89
Less : Allowance for doubtful receivables and expected credit loss	(57.32)	(58.89)
<b>Total Trade receivables</b>	<b>1,069.76</b>	<b>965.88</b>
Receivables from Directors or from firm / Private company where director is interested	7.37	-

For amount receivable from related parties, refer note 35.

Trade receivables are non-interest bearing and are generally on terms of 7 to 180 days.

Trade Receivables are given as security for borrowings as disclosed under note 15(a).

#### Allowance for doubtful receivables and expected credit loss

The Group has provided allowance for doubtful receivables based on the lifetime expected credit loss model using provision matrix. Movement in allowance for doubtful debt are as follows:

Particulars	Year ended March 31, 2024	Year ended March 31, 2023
<b>Balance as per last financial year</b>	<b>58.89</b>	<b>8.02</b>
Add : Allowance for doubtful receivables (Refer note 27)	0.09	50.92
Add : Allowance for expected credit loss (Refer note 27)	2.45	-
Less : Reversal of allowance for doubtful receivables (Refer note 28)	(2.73)	-
Less : Write off of bad receivables and other adjustment (net of recovery)	(1.38)	(0.05)
<b>Balance at the end of the year</b>	<b>57.32</b>	<b>58.89</b>

# Notes to the Consolidated Financial Statements

for the year ended March 31, 2024

(₹ in Crores)

## Note 8 : Financial assets

### 8 (b) Trade receivables - Current (Contd.)

Ageing of Trade Receivables from due date of payments as at March 31, 2024 and March 31, 2023 are as follows:

Particulars	Not Due	< 6 months	>6 months but < 1 year	>1 year but < 2 years	>2 year but < 3 years	More than 3 years	Total
<b>Year ended March 31, 2024</b>							
(i) Undisputed Trade Receivables - Considered Good	696.40	357.48	10.34	5.27	2.31	0.41	1,072.21
(ii) Undisputed Trade Receivables - Considered doubtful	-	0.35	1.77	5.73	1.77	45.25	54.87
	<b>696.40</b>	<b>357.83</b>	<b>12.11</b>	<b>11.00</b>	<b>4.08</b>	<b>45.66</b>	<b>1,127.08</b>
Less : Allowances for doubtful receivables and expected credit loss							57.32
<b>Total</b>							<b>1,069.76</b>
<b>Year ended March 31, 2023</b>							
(i) Undisputed Trade Receivables - Considered Good	604.73	329.09	22.99	4.70	4.14	0.23	965.88
(ii) Undisputed Trade Receivables - Considered doubtful	-	4.63	1.21	4.21	2.26	46.58	58.89
	<b>604.73</b>	<b>333.72</b>	<b>24.20</b>	<b>8.91</b>	<b>6.40</b>	<b>46.81</b>	<b>1,024.77</b>
Less : Allowances for doubtful receivables and expected credit loss							58.89
<b>Total</b>							<b>965.88</b>

### 8 (c) Loans

Particulars	As at March 31, 2024	As at March 31, 2023
<i>Unsecured, considered good unless otherwise stated</i>		
<b>Non-current</b>		
Loans to employees	0.42	0.51
<b>Total Non-current Loans (A)</b>	<b>0.42</b>	<b>0.51</b>
<b>Current</b>		
Loans to		
- Related parties (Refer note 35)	-	2.38
- Employees	0.18	0.15
- Others	3.44	27.03
	<b>3.62</b>	<b>29.56</b>
Considered Doubtful		
Loans to related parties (Refer note 35)	5.23	5.23
Less : Allowance for doubtful loan	(5.23)	(5.23)
	-	-
<b>Total Current Loans (B)</b>	<b>3.62</b>	<b>29.56</b>
<b>Total (A) + (B)</b>	<b>4.04</b>	<b>30.07</b>
Loans to Directors or to firm / Private company where director is interested (Refer note 35 for further details)	-	-

### Loans to Related Parties that are repayable on Demand

Type of Borrower	Year ended March 31, 2024		Year ended March 31, 2023	
	Loan Outstanding	Loan Outstanding (%)	Loan Outstanding	Loan Outstanding (%)
Related Parties (Refer note 35)	-	-	2.38	7.91%

# Notes to the Consolidated Financial Statements

for the year ended March 31, 2024

(₹ in Crores)

## Note 8 : Financial assets

### 8(d) Cash and cash equivalents

Particulars	As at March 31, 2024	As at March 31, 2023
Cash on hand	0.17	0.09
Balance with Banks		
In Current accounts and debit balance in cash credit accounts	57.15	56.70
<b>Total cash and cash equivalents</b>	<b>57.32</b>	<b>56.79</b>

### 8 (e) Other bank balance

Particulars	As at March 31, 2024	As at March 31, 2023
Unpaid dividend accounts (Refer note 15(c))	2.38	2.29
Deposits with original maturity of more than three months but less than 12 months*	16.11	17.88
<b>Total other bank balances</b>	<b>18.49</b>	<b>20.17</b>

\* Under lien with bank as Security for Guarantee Facility given by the Bankers.

### 8 (f) Other financial assets

Particulars	As at March 31, 2024	As at March 31, 2023
<i>Unsecured, considered good unless otherwise stated</i>		
<b>Non-current</b>		
Security deposits	28.94	26.59
Share Application Money	1.49	1.49
Less : Provision for doubtful share application money	(1.49)	(1.49)
	-	-
Bank deposits with maturity of more than 12 months	7.76	10.63
<b>Total Other Non-current Financial Asset (A)</b>	<b>36.70</b>	<b>37.22</b>
<b>Current</b>		
Security deposits	12.92	10.43
Income receivable	0.02	0.11
Interest Subsidy Receivable	-	3.72
Interest Accrued on financial assets measured at amortised cost	0.15	1.51
Foreign Currency Derivative Contracts (Cash flow hedge)	4.72	4.71
Others	0.03	2.98
<b>Total Other Current Financial Asset (B)</b>	<b>17.84</b>	<b>23.46</b>
<b>Total (A) + (B)</b>	<b>54.54</b>	<b>60.68</b>

Other current financial assets are given as security for borrowings as disclosed under note 15(a).



# Notes to the Consolidated Financial Statements

for the year ended March 31, 2024

(₹ in Crores)

## Note 9 : Other assets

Particulars	As at March 31, 2024	As at March 31, 2023
<b>Non-current</b>		
<b>Capital advances</b>		
Considered Good	33.48	22.44
Pre-paid expense	3.28	2.45
Advances to suppliers - Doubtful	0.69	0.69
Less : Provision for doubtful advances	(0.69)	(0.69)
	-	-
<b>Total Other Non-current Asset (A)</b>	<b>36.76</b>	<b>24.89</b>
<b>Current</b>		
<b>Advance to suppliers</b>		
Considered Good	65.89	81.65
Advances to suppliers - Doubtful	0.09	0.09
Less : Provision for doubtful advances	(0.09)	(0.09)
	65.89	81.65
Balance with Government Authorities (Refer note (i) below)	141.71	181.30
Export incentive receivable	20.80	28.00
Pre-paid expense	31.61	26.21
Income Receivable	16.20	20.39
Pre-paid Gratuity (Refer note 34)	9.82	8.97
Other Current Asset	6.43	4.16
<b>Total Other Current Asset (B)</b>	<b>292.46</b>	<b>350.68</b>
<b>Total (A) + (B)</b>	<b>329.22</b>	<b>375.57</b>
Advance to Directors or to firm / Private company where director is interested (Refer note 35 for further details)	-	0.03

For amount receivable from related parties, refer note 35.

(i) Balance with Government Authorities mainly consists of input credit availed.

Other current assets are given as security for borrowings as disclosed under note 15(a).

## Note 10 : Inventories (At lower of cost and net realisable value)

Particulars	As at March 31, 2024	As at March 31, 2023
<b>Raw materials</b>		
Raw materials and components	590.23	399.50
Raw materials in transit	4.62	0.20
Fuel	7.40	8.62
Land plots and materials at site	296.07	253.67
Stores and spares	64.01	66.23
Stores and spares in transit	-	0.30
Work-in-progress	516.47	454.75
Finished goods	424.53	380.93
Waste	1.01	0.41
Stock-in-trade	68.60	68.23
Stock-in-trade in transit	6.47	9.57
Land Held as Stock-in-trade*	6.58	6.58
<b>Total</b>	<b>1,985.99</b>	<b>1,648.99</b>

Inventory write downs are accounted, considering the nature of inventory, ageing and net realisable value for ₹ 76.54 Crores (March 31, 2023 ₹ 42.32 Crores). The changes in write downs are recognised as an expense in the Statement of Profit and Loss.

\* During the earlier years, while granting approval of revised plan on the land, the municipal corporation has demanded additional surrender of 17,033 sq meters of land valued at ₹ 30.70 crores than what is already surrendered as part of the submitted plan. The Group has preferred an appeal/legal case against this demand which is pending with the Hon'ble High Court of Gujarat. As the outcome of the case is uncertain, based on legal advice, in the Previous year the Group has made provision of ₹ 30.70 crores and disclosed under the head "Exceptional Items".

Inventories are hypothecated as security for borrowings as disclosed under note 15(a).



# Notes to the Consolidated Financial Statements

for the year ended March 31, 2024

(₹ in Crores)

## Note 11 : Current Tax Assets (Net)

Particulars	As at March 31, 2024	As at March 31, 2023
Tax Paid in Advance (Net of Provision)	19.82	21.51
<b>Total</b>	<b>19.82</b>	<b>21.51</b>

## Note 12 : Current Tax Liability (Net)

Particulars	As at March 31, 2024	As at March 31, 2023
Provision for taxation (Net of Advance Tax)	1.11	1.42
<b>Total</b>	<b>1.11</b>	<b>1.42</b>

## Note 13 : Equity share capital

Particulars	As at March 31, 2024		As at March 31, 2023	
	No. of shares	₹ in Crores	No. of shares	₹ in Crores
<b>Authorised share capital</b>				
Equity shares of ₹ 10 each	57,45,00,000	574.50	57,45,00,000	574.50
Preference shares of ₹ 100 each	1,00,00,000	100.00	1,00,00,000	100.00
<b>Issued, subscribed and paid-up share capital</b>				
Equity shares of ₹ 10 each	26,16,30,474	261.63	26,14,97,474	261.50
Add : forfeited shares	900	(₹4,500/-)	900	(₹4,500/-)
<b>Total</b>	<b>26,16,31,374</b>	<b>261.63</b>	<b>26,14,98,374</b>	<b>261.50</b>

### (i) Reconciliation of equity shares outstanding at the beginning and at the end of the year:

Particulars	As at March 31, 2024		As at March 31, 2023	
	No. of shares	₹ in Crores	No. of shares	₹ in Crores
Outstanding at the beginning of the year	26,14,97,474	261.50	26,05,85,819	260.59
Add : Shares allotted pursuant to exercise of Employee Stock Option Scheme	1,33,000	0.13	9,11,655	0.91
<b>Outstanding at the end of the year</b>	<b>26,16,30,474</b>	<b>261.63</b>	<b>26,14,97,474</b>	<b>261.50</b>

### (ii) Rights, Preferences and Restrictions attached to equity shares:

The Company has one class of shares having par value of ₹10 per share. Each shareholder is eligible for one vote per share held. The dividend proposed by the Board of Directors is subject to the approval of the shareholders in the ensuing Annual General Meeting. In the event of liquidation, the equity shareholders are eligible to receive the remaining assets of the Company after distribution of all preferential amounts, in proportion to their shareholding.

### (iii) Details of shareholder holding more than 5% Shares in the Company:

Particulars	As at March 31, 2024		As at March 31, 2023	
	No. of shares	% of shareholding	No. of shares	% of shareholding
Aura Securities Private Limited	9,37,30,590	35.83	9,37,30,590	35.84
Quant Mutual Fund (Small Cap and Manufacturing Fund)	1,37,46,985	5.25	-	-



# Notes to the Consolidated Financial Statements

for the year ended March 31, 2024

## Note 13 : Equity share capital (Contd.)

### (iv) Details of shareholding of promoters in the Company:

Name of the Promoter	As at March 31, 2024			As at March 31, 2023		
	No. of shares	% of shareholding	% change during the year	No. of shares	% of shareholding	% change during the year
Sanjaybhai Shrenikbhai Lalbhai	170	0.00%	(89.13%)	1,564	0.00%	0.00%
Jayshreeben Sanjaybhai Lalbhai	345	0.00%	0.00%	345	0.00%	0.00%
Punit Sanjaybhai	3,714	0.00%	0.00%	3,714	0.00%	0.00%
Hansa Niranjanbhai	-	0.00%	(100.00%)	11,396	0.00%	0.00%
Swati S Lalbhai	9,712	0.00%	0.00%	9,712	0.00%	0.00%
Sunil Siddharth Lalbhai	5,437	0.00%	0.00%	5,437	0.00%	0.00%
Vimla S Lalbhai	970	0.00%	(78.87%)	4,590	0.00%	0.00%
Taral S Lalbhai	4,074	0.00%	0.00%	4,074	0.00%	0.00%
Astha Lalbhai	1,925	0.00%	0.00%	1,925	0.00%	0.00%
Sunil Siddharth HUF	18	0.00%	0.00%	18	0.00%	0.00%
Kalpna Shripal Morakhia	12	0.00%	0.00%	12	0.00%	0.00%
Aura Securities Private Limited	9,37,30,590	35.83%	0.00%	9,37,30,590	35.84%	0.00%
Aura Business Ventures LLP	69,60,988	2.66%	0.00%	69,60,988	2.66%	0.00%
Atul Limited	41,27,471	1.58%	0.00%	41,27,471	1.58%	0.00%
Aagam Holdings Private Limited	18,76,258	0.72%	0.00%	18,76,258	0.72%	0.00%
Lalbhai Realty Finance Private Limited	4,55,000	0.17%	0.00%	4,55,000	0.17%	0.00%
Akshita Holdings Private Limited	1,50,000	0.06%	0.00%	1,50,000	0.06%	0.00%
Anusandhan Investments Limited	1,15,000	0.04%	0.00%	1,15,000	0.04%	0.00%
Aayojan Resources Private Limited	96,000	0.04%	0.00%	96,000	0.04%	0.00%
Adhinami Investments Private Limited	78,500	0.03%	0.00%	78,500	0.03%	0.00%
Aura Business Enterprise Private Limited	100	0.00%	0.00%	100	0.00%	0.00%
Aura Merchandise Private Limited	100	0.00%	0.00%	100	0.00%	0.00%
Aura Securities Private Limited (As a partner of the Partnership Firm i.e. Aura Venture)	100	0.00%	0.00%	100	0.00%	0.00%
Swati S Lalbhai (As a Trustee of Siddharth Family Trust)	3,620	0.00%	100.00%	-	0.00%	0.00%
Sanjaybhai Shrenikbhai Lalbhai (As a Representative trustee of Discretionary Trust)	1,394	0.00%	100.00%	-	0.00%	0.00%

### (v) Shares reserved for issue under options and contracts:

Refer note 37 for details of shares to be issued under employee stock option Scheme (ESOS 2008 and ESOS 2021).

### (vi) In the period of five years immediately preceding March 31, 2024:

- The Company has not allotted any equity shares as fully paid up without payment being received in cash.
- The Company has not allotted any equity shares by way of bonus issue.
- The Company has not bought back any equity shares.

# Notes to the Consolidated Financial Statements

for the year ended March 31, 2024

(₹ in Crores)

## Note 14 : Other Equity

Particulars	As at March 31, 2024	As at March 31, 2023
<b>(a) Capital reserve</b>		
Balance as per last financial statements	17.16	17.16
Add : Adjustment due to Business Combination (Refer note 46)	24.77	-
Balance at the end of the year	41.93	17.16
<b>(b) Capital reserve on Consolidation</b>		
Balance as per last financial statements	1.50	1.50
Balance at the end of the year	1.50	1.50
<b>(c) General reserve</b>		
Balance as per last financial statements	62.24	51.47
Add : Transfer from Share based payment Reserve	-	10.77
Balance at the end of the year	62.24	62.24
<b>(d) Amalgamation reserve</b>		
Balance as per last financial statements	34.54	34.54
Balance at the end of the year	34.54	34.54
<b>(e) Securities premium account</b>		
Balance as per last financial statements	573.21	569.21
Add: Received during the year	0.11	2.37
Add: Transfer from share based payment reserve	1.09	1.63
Balance at the end of the year	574.41	573.21
<b>(f) Capital redemption reserve</b>		
Balance as per last financial statements	69.50	69.50
Balance at the end of the year	69.50	69.50
<b>(g) Share based payment reserve (Refer note 37)</b>		
Balance as per last financial statements	1.14	11.76
Add: Addition during the year	2.51	1.78
Less: Transfer to General Reserve	-	(10.77)
Less: Transfer to Securities Premium Account	(1.09)	(1.63)
Balance at the end of the year	2.56	1.14
<b>(h) Retained earnings</b>		
Balance as per last financial statements	2,413.79	2,006.04
Add: Profit/ for the year	336.61	404.56
Add: Other comprehensive income/(loss) arising from remeasurement of defined benefit obligation (net of tax)	10.15	4.03
Less: Movement between Non-Controlling Interest and Equity holders of the parent	(7.51)	(0.84)
Less : Dividend Paid during the year	(150.36)	-
Balance at the end of the year	2,602.68	2,413.79
<b>Items of Other comprehensive income</b>		
<b>(i) Equity Instruments through OCI (net of tax)</b>		
Balance as per last financial statements	0.62	0.49
Add: Addition during the year	(21.87)	0.13
Balance at the end of the year	(21.25)	0.62
<b>(ii) Foreign Currency Translation Reserve</b>		
Balance as per last financial statements	(83.24)	(84.46)
Add: Addition during the year	(1.81)	1.22
Balance at the end of the year	(85.05)	(83.24)
<b>(iii) Cash Flow hedge reserve</b>		
Balance as per last financial statements	(6.33)	12.73
Add/(Less) : Addition during the year	5.86	(25.47)
Add/(Less) : Tax impact on additions	(1.47)	6.41
Balance at the end of the year	(1.94)	(6.33)
<b>Total Other equity</b>	<b>3,281.12</b>	<b>3,084.13</b>

# Notes to the Consolidated Financial Statements

for the year ended March 31, 2024

## Note 14 : Other Equity (Contd.)

The description of the nature and purpose of each reserve within equity is as follows :

**(a) Capital reserve**

Capital Reserve includes forfeiture of application money received on issue of share warrants and Capital Reserves on amalgamation/Business Combinations.

**(b) General reserve**

General Reserve is a free reserve created by the Group by transfer from Retained earnings for appropriation purposes.

**(c) Amalgamation reserve**

The reserve was created pursuant to scheme of amalgamation in earlier years. Amalgamation Reserve is a reserve which arose pursuant to the scheme of amalgamation and shall not be considered to be a reserve created by the Group.

**(d) Securities premium account**

Securities premium reserve is created due to premium on issue of shares. This reserve is utilised in accordance with the provisions of the Companies Act.

**(e) Capital redemption reserve**

Capital Redemption Reserve is created for redemption of preference shares from its retained earnings. The amount in Capital Redemption Reserve is equal to nominal amount of the preference shares redeemed. Capital Redemption Reserve may be applied by the Group in paying up unissued shares of the Group to be issued to shareholders of the Group as fully paid bonus shares.

**(f) Share based payment reserve**

This reserve relates to share options granted by the Group to its employee stock option scheme. Further information about share-based payments to employees is set out in note 37.

**(g) Capital reserve on consolidation**

Gain on purchase, i.e. excess of fair value of net assets acquired over the fair value of consideration in a business combination or on acquisition of interest in subsidiary is recognised as capital reserve on consolidation.

**(h) Equity Instruments through OCI**

The Group has elected to recognise changes in the fair value of certain investment in equity instrument in other comprehensive income. This amount will be reclassified to retained earnings on derecognition of equity instrument.

**(i) Cash Flow hedge reserve**

The cash flow hedge reserve represents the cumulative effective portion of gains or losses arising on changes in fair value of designated portion of hedging instruments entered into for cash flow hedges. The cumulative gain or loss arising on the changes of the fair value of the designated portion of the hedging instruments that are recognised and accumulated under the cash flow hedge reserve will be reclassified to profit or loss only when the hedged transaction affects the profit or loss, or included as a basis adjustment to the non-financial hedged item.

**(j) Foreign currency translation reserve**

Exchange differences relating to the translation of the results and net assets of the Group's foreign operations from their functional currencies to the Group's presentation currency (i.e. Currency Units) are recognised directly in other comprehensive income and accumulated in the foreign currency translation reserve.

# Notes to the Consolidated Financial Statements

for the year ended March 31, 2024

(₹ in Crores)

## Note 15 : Financial liabilities

### 15 (a) Borrowings

Particulars	As at March 31, 2024	As at March 31, 2023
<b>A. Long-term Borrowings (at amortised cost)</b>		
<b>(ai) Term loan (Secured)</b>		
- from Banks	262.97	303.61
- from others	-	74.69
<b>(aii) Term loan (Unsecured)</b>		
- from Banks	0.38	-
<b>(aiii) Non convertible Debentures</b>	0.00	0.00
<b>Total long-term borrowings (A)</b>	<b>263.35</b>	<b>378.30</b>
<b>B. Short-term Borrowings (at amortised cost)</b>		
<b>(bi) Working Capital Loans repayable on demand from Banks (Secured)</b>	<b>923.02</b>	<b>739.72</b>
<b>(bii) Current maturity of long term borrowings</b>		
<b>Term loan (Secured)</b>		
- from Banks	134.42	149.10
- from others	-	50.00
<b>Non convertible Debentures (Secured)</b>	-	74.86
<b>Term loan (Unsecured)</b>		
- from Banks	1.50	-
<b>(biii) Intercompany Deposits</b>		
From Related Parties	0.80	-
From Others	2.29	11.79
<b>Total short-term borrowings (B)</b>	<b>1,062.03</b>	<b>1,025.47</b>
<b>Total borrowings (A) + (B)</b>	<b>1,325.38</b>	<b>1,403.77</b>

Notes :

Nature of security:

Term loan of ₹ 397.39 Crores

- a) (i) Loans and NCD amounting to ₹ 18.08 Crores (March 31, 2023 ₹ 208.69 Crores) are secured by (a) first pari passu charge on all the Immovable Properties, Movable Properties, Intangible Properties and General Assets of the Company presently relating to the Textile Plants and Garment Division at Bangalore; and all Immovable Properties, Movable Properties, Intangible Properties and General Assets acquired by the Company at any time after execution of and during the continuance of the Indenture of Mortgage; (b) Secured by second pari passu charge on all the Company's Current Assets presently relating to the Textile Plants and Garment Division and all the current assets acquired by the Company at any time in future.
- (ii) Loans amounting to ₹ 74.87 Crores (March 31, 2023 ₹ 124.69 Crores) are secured by (a) exclusive charge on some of the Immovable properties at Asarwa; (b) first pari passu charge on all the Immovable Properties, Movable Properties, Intangible Properties and General Assets of the Company presently relating to the Textile Plants and Garment Division at Bangalore; and all Immovable Properties, Movable Properties, Intangible Properties and General Assets acquired by the Company at any time after execution of and during the continuance of the Indenture of Mortgage.
- (iii) Loans amounting to ₹ 284.45 Crores (March 31, 2023 ₹ 241.28 Crores) are secured by (a) exclusive charge on Immovable properties of Ankur division; (b) first pari passu charge on all the Immovable Properties, Movable Properties, Intangible Properties and General Assets of the Company presently relating to the Textile Plants and Garment Division at Bangalore; and all Immovable Properties, Movable Properties, Intangible Properties and General Assets acquired by the Company at any time after execution of and during the continuance of the Indenture of Mortgage; (c) Secured by second pari passu charge on all the Company's Current Assets presently relating to the Textile Plants and Garment Division and all the current assets acquired by the Company at any time in future.

# Notes to the Consolidated Financial Statements

for the year ended March 31, 2024

## Note 15 : Financial liabilities

### 15 (a) Borrowings (Contd.)

- (iv) Loans amounting to ₹ NIL Crores (March 31, 2023 ₹ 47.06 Crores) are secured by (a) exclusive charge on some of the Immovable properties at Dholka; (b) first pari passu charge on all the Immovable Properties, Movable Properties, Intangible Properties and General Assets of the Company presently relating to the Textile Plants and Garment Division at Bangalore; and all Immovable Properties, Movable Properties, Intangible Properties and General Assets acquired by the Company at any time after execution of and during the continuance of the Indenture of Mortgage; (c) Secured by second pari passu charge on all the Company's Current Assets presently relating to the Textile Plants and Garment Division and all the current assets acquired by the Company at any time in future.
- b) Loans amounting to ₹ 7.67 Crores (March 31, 2023 ₹ 10.82 Crores) are secured by first pari passu charge over the entire land, building and fixed assets of the subsidiary company and by second pari passu charge over the inventory, receivables and other current assets of the subsidiary company.
- c) Loans amounting to ₹ 4.43 Crores (March 31, 2023 ₹ NIL Crores) are secured by (i) First pari passu charge by way of hypothecation over all the movable fixed assets of the Company, both present and future (ii) Second pari passu charge by way of hypothecation over all the current assets of the Company, both present and future (iii) Unconditional & irrevocable corporate guarantee of Parent.
- d) Loans amounting to ₹ 7.89 Crores (March 31, 2023 ₹ 19.71 Crores) are secured by (i) first pari passu charge over the entire moveable fixed assets of the subsidiary company and current assets of the subsidiary company (ii) Unconditional & irrevocable corporate guarantee of Parent.
- e) Loans of ₹ NIL Crores (March 31, 2023 ₹ 0.01 Crores) are secured by hypothecation of related vehicles.

### Rate of Interest and Terms of Repayment

Particulars	₹ in Crores	Range of Interest (%)	Terms of Repayment from Balance sheet date
<b>From Banks</b>			
<b>(a) Term Loan</b>			
(I) Secured Rupee Loans	397.39	8.25% to 10.30%	Repayable in quarterly instalments ranging between 5 to 19.
(II) Unsecured Rupee Loans	1.88	9.15%	Repayable in 5 quarterly instalments.

### Nature of Security

#### Cash Credit and Other Facilities from Banks

- (a) Secured by first pari passu charge on all the Company's Current Assets presently relating to the Manufacturing Locations and all the Current Assets acquired by the Company at any time after the execution of and during the continuance of the Indenture of Mortgage.
- (b) Secured by a second pari passu charge over all the Immovable Properties relating to Textile Plants, Movable Properties presently relating to the Company and all the movable properties acquired by the Company at any time in future after execution of and during the continuance of the Indenture of Mortgage.

### Rate of Interest

- i. Working Capital Loans from banks carry interest rates ranging from 6.03% to 11.20% per annum.



# Notes to the Consolidated Financial Statements

for the year ended March 31, 2024

(₹ in Crores)

## Note 15 : Financial liabilities

### 15 (b) Trade payables

Particulars	As at March 31, 2024	As at March 31, 2023
Acceptances	459.16	314.45
<b>Other trade payables</b>		
- Total Outstanding dues of Micro Enterprises and Small Enterprises	147.53	66.79
- Total Outstanding dues other than Micro Enterprises and Small Enterprises	768.60	856.31
<b>Total</b>	<b>1,375.29</b>	<b>1,237.55</b>

For amount payable to related parties, refer note 35.

Information required to be furnished as per Section 22 of the Micro, Small and Medium Enterprises Development Act, 2006 (MSMED Act) and Schedule III of the Companies Act, 2013 for the year ended March 31, 2024. This information has been determined to the extent such parties have been identified on the basis of information available with the Company and relied upon by auditors.

Particulars	As at March 31, 2024	As at March 31, 2023
(i) Principal amount and the interest due thereon remaining unpaid to each supplier at the end of each accounting year (but within due date as per the MSMED Act)		
- Principal amount due to micro and small enterprise	147.04	66.70
- Interest due on above	0.49	0.09
(ii) Interest paid by the Group in terms of Section 16 of the Micro, Small and Medium Enterprises Development Act, 2006, along-with the amount of the payment made to the supplier beyond the appointed day during the period	-	-
(iii) Interest due and payable for the period of delay in making payment (which have been paid but beyond the appointed day during the period) but without adding interest specified under the Micro, Small and Medium Enterprises Act, 2006	-	-
(iv) The amount of interest accrued and remaining unpaid at the end of each accounting year	0.49	0.09
(v) Interest remaining due and payable even in the succeeding years, until such date when the interest dues as above are actually paid to the small enterprises	0.49	0.09

Ageing of Trade Payables from due date of payments as at March 31, 2024 and March 31, 2023 are as follows:

Particulars	Not Due	< 1 year	>1 year but < 2 years	>2 year but < 3 years	More than 3 years	Total
<b>Year ended March 31, 2024</b>						
(i) Micro Enterprises and Small Enterprises	124.40	22.43	0.42	0.18	0.10	147.53
(ii) Other than Micro Enterprises and Small Enterprises	1,031.63	163.36	10.01	9.13	13.63	1,227.76
	<b>1,156.03</b>	<b>185.79</b>	<b>10.43</b>	<b>9.31</b>	<b>13.73</b>	<b>1,375.29</b>
<b>Year ended March 31, 2023</b>						
(i) Micro Enterprises and Small Enterprises	55.49	10.80	0.38	0.05	0.07	66.79
(ii) Other than Micro Enterprises and Small Enterprises	961.06	182.80	13.62	6.83	6.45	1,170.76
	<b>1,016.55</b>	<b>193.60</b>	<b>14.00</b>	<b>6.88</b>	<b>6.52</b>	<b>1,237.55</b>



# Notes to the Consolidated Financial Statements

for the year ended March 31, 2024

(₹ in Crores)

## Note 15 : Financial liabilities

### 15 (c) Other financial liabilities

Particulars	As at March 31, 2024	As at March 31, 2023
<b>Non-current</b>		
Security Deposits	0.35	0.38
<b>Total Other Non-current financial liabilities (A)</b>	<b>0.35</b>	<b>0.38</b>
<b>Current</b>		
Interest accrued but not due on financial liabilities	4.92	8.03
Interest accrued and due on financial liabilities	-	0.45
Payable to employees	155.43	139.77
Deposits from customers and others	7.09	6.56
Payable in Respect of Capital Goods	25.57	21.30
Foreign Currency Derivative Contracts (Cash flow hedge)	4.91	10.76
Unpaid dividends (Refer note 8 (e))	2.38	2.29
Bank overdraft	0.28	0.38
Other Payables	24.02	31.05
<b>Total Other Current financial liabilities (B)</b>	<b>224.60</b>	<b>220.59</b>
<b>Total (A) + (B)</b>	<b>224.95</b>	<b>220.97</b>

## Note 16 : Provisions

Particulars	As at March 31, 2024	As at March 31, 2023
<b>Long-term</b>		
<b>Provision for employee benefits</b>		
Provision for leave encashment	27.08	24.99
Provision for Gratuity (Refer note 34)	3.94	2.62
Provision for compensatory pension (Refer note 34)	1.21	1.39
<b>Total Long term Provisions (A)</b>	<b>32.23</b>	<b>29.00</b>
<b>Short-term</b>		
<b>Provision for employee benefits</b>		
Provision for leave encashment	12.79	11.83
Provision for Gratuity (Refer note 34)	2.68	1.18
Provision for superannuation	-	1.06
Provision for compensatory pension (Refer note 34)	0.52	0.56
<b>Others</b>		
Provision for Warranties (Refer note (a) below)	-	-
<b>Total Short-term provisions (B)</b>	<b>15.99</b>	<b>14.63</b>
<b>Total (A) + (B)</b>	<b>48.22</b>	<b>43.63</b>

### Note:

#### (a) Provision for Warranties

The Group has made provisions for warranty expenses. The movement in the provision account is as under:

Particulars	Year ended March 31, 2024	Year ended March 31, 2023
Balance as per last financial statements	-	0.67
Add : Provision used during the year	-	(0.67)
<b>Balance at the end of the year</b>	<b>-</b>	<b>-</b>

# Notes to the Consolidated Financial Statements

for the year ended March 31, 2024

(₹ in Crores)

## Note 17 : Government grants

Particulars	As at March 31, 2024	As at March 31, 2023
<b>Non-current</b>		
Deferred income	79.56	73.85
<b>Total Non-current Government Grants (A)</b>	<b>79.56</b>	<b>73.85</b>
<b>Current</b>		
Deferred income	12.86	10.03
<b>Total Current Government Grants (B)</b>	<b>12.86</b>	<b>10.03</b>
<b>Total (A) + (B)</b>	<b>92.42</b>	<b>83.88</b>

## Government grants

Particulars	Year ended March 31, 2024	Year ended March 31, 2023
Balance as per last financial year	83.88	77.12
Add : Received during the year	20.22	17.51
Add : Released to statement of profit and loss (net) (Refer note 20)	(11.68)	(10.75)
<b>Balance at the end of the year</b>	<b>92.42</b>	<b>83.88</b>

## Note 18 : Other liabilities

Particulars	As at March 31, 2024	As at March 31, 2023
<b>Non-current</b>		
Income received in advance	0.05	0.25
<b>Total Other Non-current liabilities (A)</b>	<b>0.05</b>	<b>0.25</b>
<b>Current</b>		
Advance from customers	339.10	277.73
Statutory dues	27.04	23.41
Other liabilities	15.34	7.93
<b>Total Other current liabilities (B)</b>	<b>381.48</b>	<b>309.07</b>
<b>Total (A)+(B)</b>	<b>381.53</b>	<b>309.32</b>

## Note 19 : Revenue from operations

Particulars	Year ended March 31, 2024	Year ended March 31, 2023
Sale of products	7,297.16	8,049.98
Sale of services	175.06	65.41
<b>Other Operating income</b>		
Waste sale	88.86	117.40
Gain on forward contracts	(6.18)	(60.45)
Export incentives	144.40	156.91
Foreign exchange fluctuation on vendors and customers	34.00	51.35
Others	4.45	1.88
<b>Total</b>	<b>7,737.75</b>	<b>8,382.48</b>

## Disaggregation of Revenue from contracts with customers

### Revenue based on Geography

Particulars	Year ended March 31, 2024	Year ended March 31, 2023
Domestic	4,557.02	4,686.62
Export	3,180.73	3,695.86
<b>Revenue from Operations</b>	<b>7,737.75</b>	<b>8,382.48</b>

# Notes to the Consolidated Financial Statements

for the year ended March 31, 2024

(₹ in Crores)

## Note 19 : Revenue from operations (Contd.)

Revenue based on business segment

Particulars	Year ended March 31, 2024	Year ended March 31, 2023
Textile	5,775.42	6,683.28
Advanced Material	1,425.04	1,246.22
Others	537.29	452.98
<b>Revenue from Operations</b>	<b>7,737.75</b>	<b>8,382.48</b>

Reconciliation of revenue from operation with contract price

Particulars	Year ended March 31, 2024	Year ended March 31, 2023
Revenue from contract with customers as per the contract price	8,065.43	8,586.88
<b>Less : Adjustment made to contract price on account of:</b>		
a) Discounts and Rebates	96.53	85.25
b) Sales Return	200.65	103.97
c) Bonus / incentive	30.47	15.14
d) Customer loyalty programme	0.03	0.04
<b>Revenue from Operations</b>	<b>7,737.75</b>	<b>8,382.48</b>

### Contract balances

The following table provides information about contract assets and contract liabilities from contracts with customers:

Particulars	Year ended March 31, 2024	Year ended March 31, 2023
Trade Receivables - Contract Assets	1,069.76	965.88
Advances from Customers - Contract Liabilities*	339.10	277.73

\*It is expected that this unsatisfied performance obligations will be satisfied withing next 12 months.

The company has applied practical expedient as given in Ind AS 115 for not disclosing the remaining performance obligation for contracts that have original expected duration of one year or lesser.

### Movements in contract liability balances

Particulars	Year ended March 31, 2024	Year ended March 31, 2023
Revenue recognised that was included in the contract liability balance at the beginning of the period	81.04	60.66

## Note 20 : Other income

Particulars	Year ended March 31, 2024	Year ended March 31, 2023
Interest income on financial assets measured at amortized cost	3.07	6.38
Government grants (Refer note 17)	11.68	10.75
Rent	0.36	0.23
Profit on sale of Property, plant and equipment (Net)	-	4.12
Profit on sale of Investment (Net)	0.80	-
Exchange difference on Borrowing and others	0.11	2.49
Scrap income	12.37	14.94
Miscellaneous income	12.44	5.61
<b>Total</b>	<b>40.83</b>	<b>44.52</b>

# Notes to the Consolidated Financial Statements

for the year ended March 31, 2024

(₹ in Crores)

## Note 21 : Cost of raw materials and accessories consumed

Particulars	Year ended March 31, 2024	Year ended March 31, 2023
Inventories at the beginning of the year	399.70	830.37
Add : Purchases during the year	3,670.93	3,580.07
	4,070.63	4,410.44
Less : Inventories at the end of the year	594.85	399.70
<b>Total</b>	<b>3,475.78</b>	<b>4,010.74</b>

## Note 22 : Purchases of stock-in-trade

Particulars	Year ended March 31, 2024	Year ended March 31, 2023
Purchase of stock-in-trade	236.68	389.85
<b>Total</b>	<b>236.68</b>	<b>389.85</b>

## Note 23 : Changes in inventories of finished goods, work-in-progress and stock-in-trade

Particulars	Year ended March 31, 2024	Year ended March 31, 2023
<b>Inventories at the end of the year</b>		
Finished goods	424.53	380.93
Stock-in-trade	68.60	68.23
Work-in-Progress	516.47	454.75
Project work-in-progress	302.65	260.25
Waste	1.01	0.41
<b>(A)</b>	<b>1,313.26</b>	<b>1,164.57</b>
<b>Inventories at the beginning of the year</b>		
Finished goods	380.93	434.22
Stock-in-trade	68.23	71.30
Work-in-Progress	454.75	502.67
Project work-in-progress	260.25	255.66
Waste	0.41	2.05
<b>(B)</b>	<b>1,164.57</b>	<b>1,265.90</b>
Fair Valuation Adjustment	-	(31.05)
Adjustment due to Business Combination (Refer note 46)	114.98	-
<b>Total (Increase) / Decrease in Inventories (B-A)</b>	<b>(33.71)</b>	<b>70.28</b>

## Note 24 : Employee benefits expense

Particulars	Year ended March 31, 2024	Year ended March 31, 2023
Salaries, wages, gratuity, bonus and commission	868.38	784.25
Contribution to provident and other funds (Refer note 34)	71.58	61.30
Welfare and training expenses	21.10	20.23
Share based payment to employees (Refer note 37)	2.51	1.79
<b>Total</b>	<b>963.57</b>	<b>867.57</b>

## Note 25 : Finance costs

Particulars	Year ended March 31, 2024	Year ended March 31, 2023
Interest expense on Financial Liabilities measured at amortised cost		
- Loans	145.78	131.33
- Debentures	1.24	7.18
- Lease Liabilities (Refer note 38)	10.59	10.20
- Others	1.66	5.27
Exchange differences regarded as an adjustment to borrowing costs	-	9.96
Other borrowing cost	0.03	0.30
<b>Total</b>	<b>159.30</b>	<b>164.24</b>



# Notes to the Consolidated Financial Statements

for the year ended March 31, 2024

(₹ in Crores)

## Note 26 : Depreciation and amortization expense

Particulars	Year ended March 31, 2024	Year ended March 31, 2023
Depreciation on Property, plant and equipment (Refer note 5) (Refer (i) below)	231.53	220.30
Depreciation on Investment properties (Refer note 6)	0.02	0.02
Amortization of Intangible assets (Refer note 7)	10.61	14.73
Depreciation of right of use assets (Refer note 38)	23.66	20.42
Adjustment due to Discontinued operations (Refer note 45)	-	(2.46)
<b>Total</b>	<b>265.82</b>	<b>253.01</b>

- (i) During the current financial year, w.e.f. October 1, 2023, the Group has re-assessed the useful life of certain Property, Plant & Equipment based upon the internal technical evaluation carried out. Change in useful life of the Property, Plant & Equipment is being applied prospectively in accordance with Ind AS 8 - Accounting Policies, Changes in Accounting Estimates and Errors. Accordingly, there is a decrease in depreciation amount by ₹ 9.25 crores for the period ended March 31, 2024 due to change in useful life.

## Note 27 : Other expenses

Particulars	Year ended March 31, 2024	Year ended March 31, 2023
Power and fuel	562.76	618.32
Stores consumed	574.62	576.84
Processing charges	169.31	198.22
Miscellaneous Labour charges	136.11	117.45
Rent	20.60	20.16
Insurance	16.04	17.14
Printing, stationery and communication	22.00	18.16
Commission, Brokerage and discount	43.82	35.30
Rates and taxes	22.67	13.32
Repairs :		
To Building	5.51	6.56
To Machineries (including spares consumption)	133.72	118.58
To others	7.95	11.23
Freight, insurance and clearing charge	113.82	150.52
Advertisement and publicity	43.68	37.40
Software Expenses	10.39	3.58
Legal and Professional charges	46.16	37.71
Conveyance and Travelling expense	41.32	34.78
Director's sitting fees	0.17	0.07
Allowances for doubtful receivables and expected credit loss (Refer note 8 (b))	2.54	1.46
Allowances for doubtful advances	1.17	2.06
Bad debt written off	0.04	3.29
Sundry Advances written off	6.94	1.21
Sundry debits written off	1.42	0.19
Auditor's remuneration	1.78	2.08
Bank charges	33.32	27.68
Corporate Social Responsibility expenses	6.05	5.53
Loss on sale of Property, plant and equipment (Net)	0.91	0.60
Property, plant and equipment written off	-	0.31
Exchange difference on Borrowing and others	0.92	0.20
Miscellaneous expenses (Refer note (i) below)	102.14	95.18
<b>Total</b>	<b>2,127.88</b>	<b>2,155.13</b>

- (i) The Group made a contribution to an electoral bond of ₹ NIL crores for the year ended March 31, 2024. For the year ended March 31, 2023, Group has made a contribution of ₹ 9.00 crores (through the purchase of electoral bonds, with the ultimate beneficiary being the "Bharatiya Janata Party"), which is included in Miscellaneous Expenses.



# Notes to the Consolidated Financial Statements

for the year ended March 31, 2024

(₹ in Crores)

## Note 28 : Exceptional items

Particulars	Year ended March 31, 2024	Year ended March 31, 2023
(a) Allowance for doubtful Receivable and unbilled Revenue	(2.73)	57.22
(b) Provision in value of Land	-	30.70
(c) Profit on sale of Undertaking	-	(148.79)
	(2.73)	(60.87)
Tax Impact on above	0.27	2.11
<b>Total</b>	<b>(2.46)</b>	<b>(58.76)</b>

## Note 29 : Income tax

The major component of income tax expense for the years ended March 31, 2024 and March 31, 2023 are as follows:

Particulars	Year ended March 31, 2024	Year ended March 31, 2023
<b>Statement of Profit and Loss</b>		
Current income tax	129.31	100.09
<b>Short provision related to earlier years</b>		
- Current income tax	3.94	0.13
- Deferred tax Charge	-	9.14
	3.94	9.27
<b>Deferred tax Charge/(Credit)</b>		
- Continuing Business	(22.58)	(38.81)
- Discontinued Business	-	(1.50)
- Exceptional Items	0.27	2.11
	(22.31)	(38.20)
<b>Income tax expense in the statement of profit and loss</b>	<b>110.94</b>	<b>71.16</b>
<b>Statement of Other comprehensive income (OCI)</b>		
Current income tax	1.94	1.25
Deferred tax charge/(credit)	(3.87)	(6.37)
<b>Income tax expense/(Credit) recognised in OCI</b>	<b>(1.93)</b>	<b>(5.12)</b>

# Notes to the Consolidated Financial Statements

for the year ended March 31, 2024

(₹ in Crores)

## Note 29 : Income tax (Contd.)

Reconciliation of tax expense and the accounting profit multiplied by domestic tax rate for the year ended March 31, 2024 and March 31, 2023.

### A. Current tax

Particulars	Year ended March 31, 2024	Year ended March 31, 2023
Accounting profit before tax	463.30	482.22
Less : Tax on Exceptional Items	(0.27)	(2.11)
	463.57	484.33
Tax Rate	25.168%	25.168%
Current tax expenses on Profit before tax expenses at the enacted income tax rate in India	116.67	121.90
Adjustment		
Utilisation of Capital Loss	(10.02)	(12.74)
Profit on sale of undertaking	-	(38.27)
Exempt income	1.37	1.13
On account of revaluation of tax base of non-depreciable assets (due to indexation benefit)	(2.26)	(1.83)
Expenditure not deductible for tax/not liable to tax	(6.52)	25.04
Change in deferred tax balance due to change in income tax rate	-	(71.09)
Accelerated depreciation for tax purposes	0.02	0.02
Difference in tax rates for certain entities of the group	(0.60)	(2.24)
Non-recognition of deferred tax assets due to absence of probable certainty of reversal in future	11.44	9.17
MAT credit utilised for tax liabilities pertaining to earlier years	-	9.14
Mat Credit written off	-	27.06
Unused tax losses and credits	(2.42)	(1.27)
Short Provision of the earlier years	3.94	0.13
Other adjustments	(0.68)	5.01
Total income tax expense	110.94	71.16
Effective tax rate	23.95	14.76

### B. Deferred tax

Significant components of Deferred tax (assets) and liabilities recognized in the financial statements of the Group are as follows:

Particulars	Balance Sheet as at		Adjustment Due to Business Combination (Refer note 46)		Statement of Profit and Loss and OCI for the year ended on		Balance Sheet as at	
	March 31, 2023	March 31, 2022	March 31, 2024	March 31, 2023	March 31, 2024	March 31, 2023	March 31, 2024	March 31, 2023
Accelerated depreciation for tax purposes	(170.89)	(231.44)	-	-	3.98	60.55	(166.91)	(170.89)
Impact of fair valuation of Land	(8.83)	(10.66)	-	-	2.45	1.83	(6.38)	(8.83)
Provision for doubtful debt	2.63	2.11	-	-	0.33	0.52	2.96	2.63
Expenditure allowable on payment basis	9.98	14.91	-	-	7.73	(4.93)	17.71	9.98
Expenditure allowable over the period (Section 35D / 35DD)	1.03	3.80	-	-	(1.05)	(2.77)	(0.02)	1.03
Unused long-term capital loss	47.16	36.04	-	-	3.02	11.12	50.18	47.16
Unused losses available for offsetting against future taxable income	(1.57)	(2.56)	-	-	(0.29)	0.99	(1.86)	(1.57)
Unused tax credit available for offsetting against future taxable income (MAT Credit Entitlement)	-	37.53	-	-	-	(37.53)	-	-
Deferred tax on unrealised profit Others	3.54	3.54	-	-	-	-	3.54	3.54
	37.84	32.19	0.11	-	10.01	5.65	47.96	37.84
Deferred tax (expense)/income					26.18	35.43		
Net deferred tax assets/(liabilities)	(79.11)	(114.54)	0.11	-			(52.82)	(79.11)

# Notes to the Consolidated Financial Statements

for the year ended March 31, 2024

(₹ in Crores)

## Note 29 : Income tax (Contd.)

The Group offsets tax assets and liabilities if and only if it has a legally enforceable right to set off current tax assets and current tax liabilities and the deferred tax assets and deferred tax liabilities relate to income taxes levied by the same tax authority. Hence, deferred tax assets and liabilities which can not be offset, are presented separately as Deferred Tax Assets and Deferred Tax Liabilities. Details of the same are as under:

Particulars	Deferred tax assets		Deferred tax Liabilities	
	March 31, 2024	March 31, 2023	March 31, 2024	March 31, 2023
Accelerated depreciation for tax purposes	(0.21)	(0.15)	(166.70)	(170.74)
Impact of fair valuation of Land	-	-	(6.38)	(8.83)
Provision for doubtful debt	2.96	2.63	-	-
Expenditure allowable on payment basis	1.50	1.09	16.21	8.89
Expenditure allowable over the period (Section 35D / 35DD)	-	-	(0.02)	1.03
Unused long-term capital loss	-	-	50.18	47.16
Unused losses available for offsetting against future taxable income	-	-	(1.86)	(1.57)
Deferred tax on unrealised profit	-	-	3.54	3.54
Others	11.09	12.49	36.87	25.35
<b>Total of Deferred Tax Assets/(Liabilities)</b>	<b>15.34</b>	<b>16.06</b>	<b>(68.16)</b>	<b>(95.17)</b>

The Group has unused tax capital losses amounting to ₹ 475.32 crores as at March 31, 2024 (March 31, 2023: ₹ 466.53 crores). Out of the same, tax credits on losses of ₹ 264.09 crores have not been recognised on the basis that recovery is not probable in the foreseeable future. Unrecognised tax capital losses will expire by March 31, 2032, if unutilized, based on the year of origination.

No liability has been recognised on the undistributed earnings of the subsidiaries because management controls the distributions of the earnings of the subsidiaries to the holding company and it has no intention to distribute the earnings of the subsidiaries.



# Notes to the Consolidated Financial Statements

for the year ended March 31, 2024

(₹ in Crores)

## Note 30 : Contingent liabilities

Particulars	As at March 31, 2024	As at March 31, 2023
<b>Contingent liabilities not provided for</b>		
(i) Claims against Company not acknowledged as debts	9.78	10.89
(ii) Disputed demands in respect of		
Excise and Customs duty	4.77	13.73
Value added tax and Central sales tax	7.76	6.97
Income tax	6.24	4.52
Goods and Service Tax	9.68	7.91
Service tax	17.23	17.23

The claims which are not acknowledged as debt are related to factory labour which are pending before Labour and Industrial Court.

Above disputed demand includes show cause notices received from various indirect tax department for various matters and in response of the same Group has preferred appeals on these matters and the same are pending with various adjudicating authorities.

The management expect that its position will likely be upheld on ultimate resolution and will not have a material adverse effect on the Group's financial statements.

The Parent Company has received various demands / show cause notices from income tax authorities aggregating to ₹ 5.31 crores. As the Parent Company has opted for new tax regime under section 115BAA of the Act in FY 2022-23, the Parent Company has written off MAT credit u/s. 115JAA of the Act amounting to ₹ 27.06 crore, which can be offset against above demands. If the above referred issues settles against the Parent Company, there will not be any actual tax outflow or impact on profit and loss of the Parent Company. Hence, no contingent liability is considered on above matters.

## Note 31 : Capital commitment and other commitments

Particulars	As at March 31, 2024	As at March 31, 2023
<b>(a) Capital commitments</b>		
Estimated amount of Contracts remaining to be executed on capital account and not provided for (net of advances)	117.10	52.52
<b>(b) Other commitments</b>		
Export obligations against the import licenses taken for import of capital goods under the Export Promotion Capital Goods Scheme which is to be fulfilled over the period of next six years. If the Group is unable to meet these obligations, its liability would be ₹ 25.37 crores (March 31, 2023: ₹ 28.86 crores) which will reduce in proportion to actual exports. The Group is reasonably certain to meet its export obligations and expects no outflow, hence it does not anticipate a loss with respect to these obligations and accordingly has not made any provision in its financial statements.	170.37	173.14

## Note 32 : Foreign Exchange Derivatives and Exposures not hedged

The Group holds derivative financial instruments such as foreign currency forward, options and swap contracts to mitigate the risk of changes in exchange rates on foreign currency exposures. The counter party for these contracts is generally a bank.

All derivative financial instruments are recognized as assets or liabilities on the balance sheet and measured at fair value. The accounting for changes in the fair value of a derivative instrument depends on the intended use of the derivative and the resulting designation.

The fair values of all derivatives are separately recorded in the balance sheet within current and non-current assets and liabilities depending upon the maturity of the derivatives.

The use of derivative instruments is subject to limits, authorities and regular monitoring by appropriate levels of management. The limits, authorities and monitoring systems are periodically reviewed by management and the Board. The market risk on derivatives is mitigated by changes in the valuation of the underlying assets, liabilities or transactions, as derivatives are used only for risk management purposes.

# Notes to the Consolidated Financial Statements

for the year ended March 31, 2024

## Note 32 : Foreign Exchange Derivatives and Exposures not hedged (Contd.)

### Cash Flow Hedges

The Group also enters into forward exchange contracts for hedging highly probable forecast transaction and account for them as cash flow hedges and states them at fair value. Subsequent changes in fair value are recognized in equity until the hedged transaction occurs, at which time, the respective gain or losses are reclassified to the statements of profit or loss. These hedges have been effective for the year ended March 31, 2024 and March 31, 2023.

The Group uses foreign exchange contracts from time to time to optimize currency risk exposure on its foreign currency transactions.

The cash flow hedges are taken out by the Group during the year for hedging the foreign exchange rate of highly probable forecast transactions.

The cash flows related to above are expected to occur during the year ended March 31, 2024 and consequently may impact the statement of profit or loss for that year depending upon the change in the foreign exchange rates movements.

A details of derivative contracts outstanding as at reporting date are as follows:

### A. Foreign Exchange Derivatives

Nature of instrument	Currency	As at March 31, 2024				As at March 31, 2023			
		Average Exchange Rate (in equivalent ₹)	Amount in Foreign currency (In Millions)	Nominal Amount (₹ in Crores)	MTM Value (₹ in Crores)	Average Exchange Rate (in equivalent ₹)	Amount in Foreign currency (In Millions)	Nominal Amount (₹ in Crores)	MTM Value (₹ in Crores)
Cash Flow Hedges (Routed through OCI)									
Forward Sales Contracts									
Maturing less than 3 months	USD	83.37	91.07	759.28	(1.45)	82.15	49.03	402.78	(1.10)
Maturing between 3 to 6 months	USD	83.85	91.38	766.19	0.57	82.49	35.62	293.83	(1.05)
Maturing between 6 to 9 months	USD	84.38	45.91	387.39	0.96	81.95	10.28	84.24	(1.34)
Maturing between 9 to 12 months	USD	84.57	10.75	90.91	-	80.13	3.00	24.04	(1.06)
Maturing after 12 months	USD	-	-	-	-	-	-	-	-
Total	USD		239.11	2,003.77	0.08		97.93	804.89	(4.55)
Option contracts									
Maturing less than 3 months	USD	-	-	-	-	-	-	-	0.20
Maturing between 3 to 6 months	USD	-	-	-	-	-	-	-	0.08
Maturing between 6 to 9 months	USD	-	-	-	-	-	-	-	(0.34)
Maturing between 9 to 12 months	USD	-	-	-	-	-	-	-	(0.86)
Maturing after 12 months	USD	-	-	-	-	-	-	-	-
Total	USD		-	-	-		-	-	(0.92)
Other Hedges (Routed through Profit and Loss)									
Forward Purchase Contracts									
Maturing less than 3 months	USD	83.82	0.89	7.46	-	-	-	-	-
Maturing between 3 to 6 months	USD	-	-	-	-	-	-	-	-
Maturing between 6 to 9 months	USD	-	-	-	-	-	-	-	-
Maturing between 9 to 12 months	USD	-	-	-	-	-	-	-	-
Total	USD		0.89	7.46	-		-	-	-

All derivative contracts stated above are for the purpose of hedging the underlying foreign currency exposure.



# Notes to the Consolidated Financial Statements

for the year ended March 31, 2024

## Note 32 : Foreign Exchange Derivatives and Exposures not hedged (Contd.)

### B. Exposure Not Hedged

Nature of exposure	Currency	As at March 31, 2024		As at March 31, 2023	
		FC In Mn	₹ in Crores	FC In Mn	₹ in Crores
Receivables	USD	45.98	383.75	29.33	241.05
	EUR	2.60	23.12	1.37	12.32
	AUD	0.12	0.63	0.13	0.72
	GBP	0.23	2.36	0.20	2.00
	AED	0.03	0.07	0.04	0.10
Payable to creditors	USD	5.93	49.46	6.44	53.72
	EUR	3.59	1.53	1.48	13.28
	JPY	4.36	0.24	4.36	0.27
	GBP	0.06	0.60	0.06	0.63
	AUD	0.01	0.07	(AUD 4,371)	0.02
	CHF	0.04	0.33	0.02	0.14
	HKD	(HKD 3,935)	(₹ 42,055)	0.01	0.01
	AED	0.01	0.01	-	-
	CAD	(CAD 1,089)	0.01	-	-

## Note 33 : Segment Reporting

### Identification of Segments:

The chief operational decision maker monitors the operating results of its Business segment separately for the purpose of making decision about resource allocation and performance assessment. Segment performance is evaluated based on profit or loss and is measured consistently with profit or loss in the financial statements. Operating segment have been identified on the basis of nature of products and other quantitative criteria specified in the Ind AS 108. Operating segments are reported in a manner consistent with the internal reporting provided to the Chief Operating Decision Maker (“CODM”) of the group.

### Operating Segments:

- (a) **Textiles** : Fabrics, Garments and Fabric Retail.
- (b) **Advanced Material** : Human Protection fabric & garments, Industrial Products, Advance Composites and Automotive fabrics.
- (c) **Others** : E-commerce, Agriculture Produce, EPABX and One to Many Radio, Developing of Residential Units and Others.

### Segment revenue and results:

Revenue and expenses directly attributable to segments are reported under each reportable segment. The expenses and income which are not directly attributable to any business segment are shown as unallocable expenditure (net of unallocable income). Unallocated expenditure consists of common expenditure incurred for all the segments and expenses incurred at corporate level.

### Segment assets and Liabilities:

Assets and liabilities that are directly attributable or allocable to segments are disclosed under each reportable segment. Segment assets include all operating assets used by the operating segment and mainly consist of property, plant and equipments, trade receivables, Inventories and other operating assets. Segment liabilities primarily includes trade payable and other liabilities excluding borrowings.

Common assets and liabilities which can not be allocated to any of the business segment are shown as unallocable assets / liabilities.

### Inter Segment transfer:

Inter Segment revenues are recognised at sales price. The same is based on market price and business risks. Profit or loss on inter segment transfer are eliminated at the group level.

The accounting policies of the reportable segments are the same as the Group’s accounting policies described in note 3. The Group’s financing (including finance costs and finance income) and income taxes are reviewed on an overall basis and are not allocated to operating segments.



# Notes to the Consolidated Financial Statements

for the year ended March 31, 2024

(₹ in Crores)

## Note 33 : Segment Reporting (Contd.)

### Geographical segment

Geographical segment is considered based on sales within India and rest of the world.

Summarised segment information for the years ended March 31, 2024 and March 31, 2023 are as follows:

Particulars	For the Year ended/As at March 31, 2024					Total
	Textiles	Advanced Material	Others	Discontinued operations*	Elimination	
<b>REVENUE</b>						
External Revenue	5,775.42	1,425.04	537.29	-	-	7,737.75
Inter segment Revenue	27.89	2.64	55.92	-	(86.45)	-
<b>Enterprise revenue</b>	<b>5,803.31</b>	<b>1,427.68</b>	<b>593.21</b>	<b>-</b>	<b>(86.45)</b>	<b>7,737.75</b>
<b>RESULT</b>						
<b>Segment Result Before Finance cost</b>	461.13	194.58	12.71	-	-	668.42
Less: Finance Cost						(159.30)
Less: Unallocable expenses (net of income)						(45.82)
Less: Tax Expenses						(110.67)
<b>Net profit/(loss) after tax</b>	<b>461.13</b>	<b>194.58</b>	<b>12.71</b>	<b>-</b>	<b>-</b>	<b>352.63</b>
Segment Assets	4,833.94	1,053.44	1,072.86	-	(676.03)	6,284.21
Unallocated Assets						967.66
Investments in Joint Ventures						8.50
<b>Total Assets</b>	<b>4,833.94</b>	<b>1,053.44</b>	<b>1,072.86</b>	<b>-</b>	<b>(676.03)</b>	<b>7,260.37</b>
Segment Liabilities	1,522.25	270.86	568.82	-	(71.86)	2,290.07
Unallocated Liabilities						24.22
<b>Total Liabilities</b>	<b>1,522.25</b>	<b>270.86</b>	<b>568.82</b>	<b>-</b>	<b>(71.86)</b>	<b>2,314.29</b>
Depreciation and amortisation expense	200.80	37.77	9.33	-	-	247.90
Unallocated Depreciation and amortisation expense						17.92
<b>Total Depreciation and amortisation expense</b>	<b>200.80</b>	<b>37.77</b>	<b>9.33</b>	<b>-</b>	<b>-</b>	<b>265.82</b>
Capital Expenditure	239.60	55.22	21.29	-	-	316.11
Unallocated Capital Expenditure						21.73
<b>Total Capital Expenditure (Refer note (a))</b>	<b>239.60</b>	<b>55.22</b>	<b>21.29</b>	<b>-</b>	<b>-</b>	<b>337.84</b>
Material non-cash items other than Depreciation and amortisation	12.37	25.81	(1.98)	-	-	36.20
Unallocated Material non-cash items other than Depreciation and amortisation						12.48
<b>Total Material non-cash items other than Depreciation and amortisation</b>	<b>12.37</b>	<b>25.81</b>	<b>(1.98)</b>	<b>-</b>	<b>-</b>	<b>48.68</b>



# Notes to the Consolidated Financial Statements

for the year ended March 31, 2024

(₹ in Crores)

## Note 33 : Segment Reporting (Contd.)

Particulars	For the Year ended/As at March 31, 2023					Total
	Textiles	Advanced Material	Others	Discontinued operations*	Elimination	
<b>REVENUE</b>						
External Revenue	6,683.28	1,246.22	452.98	6.33	-	8,388.81
Inter segment Revenue	32.45	4.36	64.19	-	(101.00)	-
<b>Enterprise revenue</b>	<b>6,715.73</b>	<b>1,250.58</b>	<b>517.17</b>	<b>6.33</b>	<b>(101.00)</b>	<b>8,388.81</b>
<b>RESULT</b>						
<b>Segment Result Before Finance cost</b>	486.16	141.70	(69.49)	(5.03)	-	553.34
Less: Finance Cost						(164.24)
Less: Unallocable expenses (net of income)						93.12
Add: Tax Credit						(69.05)
<b>Net profit/(loss) after tax</b>	<b>486.16</b>	<b>141.70</b>	<b>(69.49)</b>	<b>(5.03)</b>	<b>-</b>	<b>413.17</b>
Segment Assets	4,567.67	793.74	793.67	0.01	(507.15)	5,647.94
Unallocated Assets						1,200.49
Investments in Joint Ventures						65.16
<b>Total Assets</b>	<b>4,567.67</b>	<b>793.74</b>	<b>793.67</b>	<b>0.01</b>	<b>(507.15)</b>	<b>6,913.59</b>
Segment Liabilities	1,402.67	210.23	503.22	0.01	(67.39)	2,048.74
Unallocated Liabilities						56.82
<b>Total Liabilities</b>	<b>1,402.67</b>	<b>210.23</b>	<b>503.22</b>	<b>0.01</b>	<b>(67.39)</b>	<b>2,105.56</b>
Depreciation and amortisation expense	200.19	26.56	7.49	2.46	-	236.70
Unallocated Depreciation and amortisation expense						18.77
<b>Total Depreciation and amortisation expense</b>	<b>200.19</b>	<b>26.56</b>	<b>7.49</b>	<b>2.46</b>	<b>-</b>	<b>255.47</b>
Capital Expenditure	157.57	76.70	15.07	6.89	-	256.23
Unallocated Capital Expenditure						19.09
<b>Total Capital Expenditure (Refer note (a))</b>	<b>157.57</b>	<b>76.70</b>	<b>15.07</b>	<b>6.89</b>	<b>-</b>	<b>275.32</b>
Material non-cash items other than Depreciation and amortisation	30.75	20.31	63.16	0.81	-	115.03
Unallocated Material non-cash items other than Depreciation and amortisation						(11.09)
<b>Total Material non-cash items other than Depreciation and amortisation</b>	<b>30.75</b>	<b>20.31</b>	<b>63.16</b>	<b>0.81</b>	<b>-</b>	<b>103.94</b>

\* Refer Note 45 for details of Discontinued operations.

- (a) Capital expenditure consists of additions to property, plant and equipment, intangible assets, investment properties, capital work-in-progress and Right of Use assets.

Particulars	Year ended/ as at	
	March 31, 2024	March 31, 2023
<b>Segment Revenue*</b>		
(a) In India	4,557.02	4,692.95
(b) Rest of the world	3,180.73	3,695.86
<b>Total</b>	<b>7,737.75</b>	<b>8,388.81</b>
<b>Carrying Cost of Segment Non Current Assets@</b>		
(a) In India	3,590.53	3,521.58
(b) Rest of the world	19.68	39.24
<b>Total</b>	<b>3,610.21</b>	<b>3,560.82</b>

\* Based on location of Customers

@ Other than financial assets and deferred tax assets.

## (c) Information about major customers:

Considering the nature of business of group in which it operates, the group deals with various customers including multiple geographic. No single customer has accounted for more than 10% of the group's total revenue for the years ended March 31, 2024 and 2023.

# Notes to the Consolidated Financial Statements

for the year ended March 31, 2024

(₹ in Crores)

## Note 34 : Disclosure pursuant to Employee benefits

### A. Defined contribution plans:

Amount of ₹ 71.58 Crores (March 31, 2023: ₹ 61.30 Crores) is recognised as expenses and included in note no. 24 "Employee benefit expense".

Particulars	Year ended March 31, 2024	Year ended March 31, 2023
(i) Contribution to Provident Fund [note (a)]	36.04	35.77
(ii) Contribution to Pension Fund [note (a)]	20.58	14.95
(iii) Contribution to Superannuation Fund [note (b)]	0.71	1.51
(iv) Contribution to Employees' State Insurance [note (c)]	12.73	7.91
(v) Contribution to National Pension Scheme	1.52	1.16
<b>Total</b>	<b>71.58</b>	<b>61.30</b>

### Note

- Employees of the Group receive benefits from a provident fund, which is a defined contribution plan. The eligible employees and the Group make monthly contributions to the provident fund plan equal to a specified percentage of the employees' salary. Amounts collected under the provident fund plan are deposited in a government administered provident fund. The remaining portion is contributed to the government-administered pension fund. The Group has no further obligation to the plan beyond its monthly contributions. Such contributions are accounted for as defined contribution plans and are recognised as employee benefits expenses when they are due in the Statement of profit and loss.
- The Group's Superannuation Fund was administered by approved Trust. The Group was required to contribute the specified amount to the Trust for the eligible employees and with effect from October 1, 2023 the group has discontinued the superannuation Fund scheme.
- The Group's Employee State Insurance Fund, for all eligible employees, is administered by ESIC Corporation. The Group is required to contribute specified amount to ESIC Corporation and has no further obligations to the same beyond its contribution.

### B. Defined benefit plans:

The Group has following post employment benefit plans which are in the nature of defined benefit plans:

#### (a) Gratuity

The Group provides for gratuity for employees in India as per the Payment of Gratuity Act, 1972. Employees who are in continuous service for a period of 5 years are eligible for gratuity. The amount of gratuity payable on retirement/termination is the employees last drawn basic salary per month computed proportionately for 15 days (30 days for the employees joined before 31<sup>st</sup> March, 2000 with the grade of M2 and above from the date they are in Grade M2 and above) salary multiplied for the number of years of service. The Gratuity plan is a Funded plan administered by a recognised Trust in India.

Liabilities with regard to the Gratuity Plan are determined by actuarial valuation, performed by an independent actuary, at each Balance Sheet date using the projected unit credit method. Gratuity benefits are both funded and unfunded. The Parent Company fully contributes all ascertained liabilities to the Arvind Limited Employees' Gratuity Fund Trust (the Trust). Trustees administer contributions made to the Trusts and contributions are invested in a scheme as permitted by Indian law. Some of the subsidiaries make annual contribution to the gratuity scheme administered by the Life Insurance Corporation of India.

The Group recognizes the net obligation of a defined benefit plan in its Balance Sheet as an asset or liability. Gains and losses through re-measurements of the net defined benefit liability/(asset) are recognized in other comprehensive income and are not reclassified to profit or loss in subsequent periods. The actual return of the portfolio of plan assets, in excess of the yields computed by applying the discount rate used to measure the defined benefit obligations recognized in other comprehensive income.

# Notes to the Consolidated Financial Statements

for the year ended March 31, 2024

## Note 34 : Disclosure pursuant to Employee benefits (Contd.)

### (b) Compensatory Pension Scheme

The Parent Company operates a post retirement pension scheme, which is discretionary in nature for certain cadres of employees who have joined before June 30, 1983 and who have rendered not less than 31 years of service before their retirement. The plan is unfunded. Employees do not contribute to the plan.

Liabilities with regard to the Compensatory Pension Scheme are determined by actuarial valuation, performed by an independent actuary, at each Balance Sheet date using the projected unit credit method.

The Parent Company recognizes the net obligation of a defined benefit plan in its Balance Sheet as an asset or liability. Gains and losses through re-measurements of the net defined benefit liability are recognized in other comprehensive income and are not reclassified to profit or loss in subsequent periods.

# Notes to the Consolidated Financial Statements

for the year ended March 31, 2024

(₹ in Crores)

## Note 34 : Disclosure pursuant to Employee benefits (Contd.) Changes in defined benefit obligation and plan assets as at March 31, 2024:

Particulars	As at April 1, 2023	Charged to statement of profit and loss			Employees' contribution	Employer's contribution	Transfer in	Benefit paid	Remeasurement gains/(losses) in other comprehensive income					Adjustment Due to Business Combination (Refer note 46)	As at March 31, 2024
		Service cost	Net interest expense/(income)	Sub-total included in statement of profit and loss and loss (note 24)					Return on plan assets (excluding amounts included in net interest expense)	Actuarial changes arising from demographic assumptions	Actuarial changes arising from changes in financial assumptions	Actuarial changes arising from changes in experience adjustments	Sub-total included in OCI		
<b>Gratuity - Funded</b>															
Defined benefit obligation	122.64	8.07	8.94	17.01	-	-	0.30	(12.12)	-	(0.51)	0.84	2.57	2.90	(0.12)	130.61
Fair value of plan assets	(130.20)	-	(9.46)	(9.46)	-	(0.28)	-	11.89	(10.06)	-	-	-	(10.06)	-	(138.11)
<b>Benefit liability/(asset)- Funded (A)</b>	<b>(7.56)</b>	<b>8.07</b>	<b>(0.52)</b>	<b>7.55</b>	-	<b>(0.28)</b>	<b>0.30</b>	<b>(0.23)</b>	<b>(10.06)</b>	<b>(0.51)</b>	<b>0.84</b>	<b>2.57</b>	<b>(7.16)</b>	<b>(0.12)</b>	<b>(7.50)</b>
<b>Gratuity - Non Funded</b>															
Defined benefit obligation	2.39	1.95	0.13	2.08	-	-	(0.30)	(0.77)	-	-	0.02	0.88	0.90	-	4.30
<b>Benefit liability/(asset)- Non Funded (B)</b>	<b>2.39</b>	<b>1.95</b>	<b>0.13</b>	<b>2.08</b>	-	-	<b>(0.30)</b>	<b>(0.77)</b>	-	-	<b>0.02</b>	<b>0.88</b>	<b>0.90</b>	-	<b>4.30</b>
<b>Net Benefit liability/(asset) (A+B)</b>	<b>(5.17)</b>	<b>10.02</b>	<b>(0.39)</b>	<b>9.63</b>	-	<b>(0.28)</b>	-	<b>(1.00)</b>	<b>(10.06)</b>	<b>(0.51)</b>	<b>0.86</b>	<b>3.45</b>	<b>(6.26)</b>	<b>(0.12)</b>	<b>(3.20)</b>
<b>Compensatory Pension Scheme</b>															
Defined benefit obligation	1.47	0.03	0.11	0.14	-	-	-	-	-	-	(0.03)	(0.11)	(0.14)	-	1.47
<b>Net Benefit liability/(asset)</b>	<b>1.47</b>	<b>0.03</b>	<b>0.11</b>	<b>0.14</b>	-	-	-	-	-	-	<b>(0.03)</b>	<b>(0.11)</b>	<b>(0.14)</b>	-	<b>1.47</b>
<b>Total benefit liability/(asset)</b>	<b>(3.70)</b>	<b>10.05</b>	<b>(0.28)</b>	<b>9.77</b>	-	<b>(0.28)</b>	-	<b>(1.00)</b>	<b>(10.06)</b>	<b>(0.51)</b>	<b>0.83</b>	<b>3.34</b>	<b>(6.40)</b>	<b>(0.12)</b>	<b>(1.73)</b>



# Notes to the Consolidated Financial Statements

for the year ended March 31, 2024

(₹ in Crores)

## Note 34 : Disclosure pursuant to Employee benefits (Contd.) Changes in defined benefit obligation and plan assets as at March 31, 2024:

Changes in defined benefit obligation and plan assets as at March 31, 2023:

Particulars	As at April 1, 2022	Charged to statement of profit and loss		Employees' contribution	Employer's contribution	Transfer in	Benefit paid	Remeasurement gains/(losses) in other comprehensive income				Adjustment Due to Business Combination (Refer note 46)	As at March 31, 2023
		Service cost	Net interest expense/(income)					Return on plan assets (excluding amounts included in net interest income)	Actuarial changes arising from changes in demographic assumptions	Actuarial changes arising from changes in financial assumptions	Actuarial changes arising from changes in experience adjustments		
<b>Gratuity - Funded</b>													
Defined benefit obligation	127.31	9.03	6.59	15.62	-	-	(14.66)	-	0.36	(11.04)	5.05	(5.63)	122.64
Fair value of plan assets	(121.88)	-	(6.30)	(6.30)	-	(4.43)	1.26	1.15	-	-	-	1.15	(130.20)
<b>Benefit liability/(asset)- Funded (A)</b>	<b>5.43</b>	<b>9.03</b>	<b>0.29</b>	<b>9.32</b>	-	<b>(4.43)</b>	<b>(13.40)</b>	<b>1.15</b>	<b>0.36</b>	<b>(11.04)</b>	<b>5.05</b>	<b>(4.48)</b>	<b>(7.56)</b>
<b>Gratuity - Non Funded</b>													
Defined benefit obligation	2.91	1.19	0.13	1.32	-	-	1.08	-	(0.43)	0.11	(0.44)	(0.76)	2.39
<b>Benefit liability/(asset)- Non Funded (B)</b>	<b>2.91</b>	<b>1.19</b>	<b>0.13</b>	<b>1.32</b>	-	-	<b>1.08</b>	-	<b>(0.43)</b>	<b>0.11</b>	<b>(0.44)</b>	<b>(0.76)</b>	<b>2.39</b>
<b>Net Benefit liability/(asset) (A+B)</b>	<b>8.34</b>	<b>10.22</b>	<b>0.42</b>	<b>10.64</b>	-	<b>(4.43)</b>	<b>(12.32)</b>	<b>1.15</b>	<b>(0.07)</b>	<b>(10.93)</b>	<b>4.61</b>	<b>(5.24)</b>	<b>(5.17)</b>
<b>Compensatory Pension Scheme</b>													
Defined benefit obligation	1.53	0.03	0.08	0.11	-	-	-	-	-	(0.03)	(0.14)	(0.17)	1.47
<b>Net Benefit liability/(asset)</b>	<b>1.53</b>	<b>0.03</b>	<b>0.08</b>	<b>0.11</b>	-	-	-	-	-	<b>(0.03)</b>	<b>(0.14)</b>	<b>(0.17)</b>	<b>1.47</b>
<b>Total benefit liability/(asset)</b>	<b>9.87</b>	<b>10.25</b>	<b>0.50</b>	<b>10.75</b>	-	<b>(4.43)</b>	<b>(12.32)</b>	<b>1.15</b>	<b>(0.07)</b>	<b>(10.96)</b>	<b>4.47</b>	<b>(5.41)</b>	<b>(3.70)</b>



# Notes to the Consolidated Financial Statements

for the year ended March 31, 2024

(₹ in Crores)

## Note 34 : Disclosure pursuant to Employee benefits (Contd.)

The major categories of plan assets of the fair value of the total plan assets of Gratuity are as follows:

Particulars	As at March 31, 2024	As at March 31, 2023
	(%) of total plan assets	(%) of total plan assets
Central Government Securities	0.00%	0.00%
Public Sector/Financial Institutional Bonds	0.00%	0.00%
Portfolio with Insurance Companies	100.00%	99.99%
Others (including bank balances)	0.00%	0.01%
<b>(%) of total plan assets</b>	<b>100%</b>	<b>100%</b>

The principal assumptions used in determining above defined benefit obligations for the Group's plans are shown below:

Particulars	As at March 31, 2024	As at March 31, 2023
Discount rate	7.11%-7.21%	7.15%-7.57%
Future salary increase	6.00%-11.00%	5.00%-10.00%
Expected rate of return on plan assets	7.16%-7.29%	7.29%-15.00%
<b>Attrition rate</b>		
- For service 4 years and below	15% - 45%	7% - 44%
- For service 5 years to 10 years	15% - 40%	7% - 25%
- For service above 11 years	10% - 40%	7% - 11%
Mortality rate during employment	Indian assured lives Mortality 2012-14 (Urban)	Indian assured lives Mortality 2012-14 (Urban)

A quantitative sensitivity analysis for significant assumption is as shown below for the defined benefit plan:

Particulars	Sensitivity level	Increase / (decrease) in defined benefit obligation (Impact)	
		Year ended March 31, 2024	Year ended March 31, 2023
<b>Gratuity</b>			
Discount rate	1% increase	(5.18)	(4.63)
	1% decrease	5.76	5.13
Salary increase	1% increase	5.76	5.14
	1% decrease	(5.27)	(4.72)
Attrition rate	1% increase	0.15	0.18
	1% decrease	(0.18)	(0.22)
<b>Compensatory Pension Scheme</b>			
Discount rate	1% increase	(0.02)	(0.02)
	1% increase	0.03	0.03

The above sensitivity analysis may not be representative of the actual benefit obligation as it is unlikely that the change in assumptions would occur in isolation of one another as some of the assumptions may be correlated.

In presenting the above sensitivity analysis, the present value of defined benefit obligation has been calculated using the projected unit credit method at the end of reporting period, which is the same as that applied in calculating the defined benefit obligation liability recognized in the balance sheet. The methods and types of assumptions used in preparing the sensitivity analysis did not change compared with the previous period.



# Notes to the Consolidated Financial Statements

for the year ended March 31, 2024

(₹ in Crores)

## Note 34 : Disclosure pursuant to Employee benefits (Contd.)

### Maturity Analysis (Expected undiscounted future benefit payments for the defined benefit plan)

Particulars	As at March 31, 2024	As at March 31, 2023
<b>Gratuity</b>		
Within the next 12 months	39.05	33.94
From 2 to 5 years	56.62	56.48
From 6 to 10 years	50.23	45.68
<b>Compensatory Pension Scheme</b>		
Within the next 12 months	0.34	0.34
From 2 to 5 years	1.36	1.36

### Weighted average duration of defined plan obligation (based on discounted cash flows)

Particulars	As at March 31, 2024 In Years	As at March 31, 2023 In Years
Gratuity	5	5
Compensatory Pension Scheme	2	2

The Group does not have any contributions expected towards planned assets for the next year.

## C. Other Long term employee benefit plans:

### Leave encashment

The Group has a policy on leave encashment which are both accumulating and non-accumulating in nature. The expected cost of accumulating leave encashment is determined by actuarial valuation performed by an independent actuary at each Balance Sheet date using projected unit credit method on the additional amount expected to be paid/availed as a result of the unused entitlement that has accumulated at the Balance Sheet date. Expense on non-accumulating compensated absences is recognized in the period in which the absences occur.

The Group has recognised following as expenses and included in note no. 24 "Employee benefit expense".

Particulars	Year ended March 31, 2024	Year ended March 31, 2023
Leave Encashment	12.51	13.94
<b>Total</b>	<b>12.51</b>	<b>13.94</b>

## Note 35 : Disclosure of Related Party Transactions in accordance with Ind AS 24 - Related Party Disclosures

### (a) Name of Related Parties and Nature of Relationship :

#### (I) Subsidiary Companies

- 1 Arvind Worldwide (M) Inc. \*
- 2 Arvind Overseas (M) Inc. \*
- 3 Arvind Spinning Limited \*
- 4 Arvind Foundation \*\*
- 5 Arvind Indigo Foundation \*\*

#### (II) Joint Ventures and Associates

- 1 Arya Omnitalk Radio Trunking Services Private Limited
- 2 Adient Arvind Automotive Fabrics India Private Limited
- 3 Arudrama Developers Private Limited
- 4 Arvind Township LLP (Previously Known as Arvind & Smart Value Homes LLP)

upto March 31, 2023

# Notes to the Consolidated Financial Statements

for the year ended March 31, 2024

## Note 35 : Disclosure of Related Party Transactions in accordance with Ind AS 24 - Related Party Disclosures (Contd.)

<b>(a) Name of Related Parties and Nature of Relationship :</b>	
5 PVH Arvind Manufacturing PLC, Ethiopia	up to June 20, 2022
6 Clean Max Kratos Private Limietd	w.e.f. January 26, 2023
7 Renew Green (GJ Eight) Private Limited	
<b>(III) Key Management Personnel</b>	
1 Mr. Sanjay S. Lalbhai	Chairman and Managing Director
2 Mr. Jayesh K. Shah***	Director & Group Chief Financial Officer
3 Mr. Punit S. Lalbhai	Vice Chairman and Executive Director
4 Mr. Kulin S. Lalbhai	Executive Director
5 Mr. Swayam Saurabh	Chief Financial Officer (upto January 25, 2023)
6 Mr. Nigam Shah	Chief Financial Officer (w.e.f February 1, 2024)
7 Mr. Bakul Harshadrai Dholakia	Non-Executive Director
8 Mr. Dileep Chinubhai Choksi	Non-Executive Director
9 Mr. Nilesh Dhirajlal Shah	Non-Executive Director
10 Ms. Renuka Ramnath	Non-Executive Director (upto May 18, 2022)
11 Mr. Arpit Kantilal Patel	Non-Executive Director
12 Ms. Ismet Tehmesp Khambatta	Non-Executive Director (w.e.f August 1, 2022)
<b>(IV) Entity over which Key Management personnel and their relatives have control/joint control/significant influence</b>	
1 Arvind Smartspaces Limited	
2 The Anup Engineering Limited	
3 Arvind Fashions Limited	
4 Arvind Lifestyle Brands Limited	
5 PVH Arvind Fashion Private Limited (Formerly known as Calvin Klein Arvind Fashion Private Limited)	
6 Arvind Youth Brands Private Limited	
7 White Ocean Business Ventures LLP	
8 Arvind SmartHomes Private Limited	
9 Arvind Beyond Five Club LLP	
<b>(V) Trusts and Others</b>	
1 Arvind Mills Employees' Provident Fund	
2 The Arvind Mills Employee's Gratuity Fund	
3 Lalbhai Group of Companies Officers' Superannuation Fund	

\* Not considered for the purpose of consolidation for the financial year 2023-24 and 2022-23 respectively being defunct status.

\*\* The Group has made investment of ₹ 0.01 Crores in the equity shares of Arvind Foundation and ₹ 0.01 Crores in the equity shares of Arvind Indigo Foundation, which are the Companies incorporated under Section 8 of the Act. Since the Group has no intention of earning variable returns from the voting rights, the above investments doesn't meet the definition of control under Ind AS 110 and hence, not consolidated in the Consolidated Financial Statements.

\*\*\* The Parent Company had appointed Mr. Jayesh Shah, Whole Time Director as Chief Financial Officer (KMP) of the Parent Company for the period from January 26, 2023 to January 31, 2024.

The names of the related parties and nature of the relationships where control exists are disclosed irrespective of whether or not there have been transactions between the related parties. For others, the names and the nature of relationships is disclosed only when the transactions are entered into by the Group with the related parties during the existence of the related party relationship.



# Notes to the Consolidated Financial Statements

for the year ended March 31, 2024

(₹ in Crores)

## Note 35 : Disclosure of Related Party Transactions in accordance with Ind AS 24 - Related Party Disclosures (Contd.)

### (b) Transactions and Balances :

Particulars	Subsidiaries		Joint Ventures and Associates		Key Management Personnel		Trusts		Entity over which Key Management personnel and their relatives have control/joint control / significant influence		Total	
	Year ended / as at March 31, 2024	Year ended / as at March 31, 2023	Year ended / as at March 31, 2024	Year ended / as at March 31, 2023	Year ended / as at March 31, 2024	Year ended / as at March 31, 2023	Year ended / as at March 31, 2024	Year ended / as at March 31, 2023	Year ended / as at March 31, 2024	Year ended / as at March 31, 2023	Year ended / as at March 31, 2024	Year ended / as at March 31, 2023
<b>(I) Transactions during the year</b>												
Purchase of Goods	-	-	-	-	-	-	-	-	0.13	0.19	0.13	0.19
Purchase of Property, Plant and Equipment	-	-	-	-	-	-	-	-	0.02	-	0.02	-
Sales of Goods	-	-	-	-	-	-	-	-	46.80	31.19	46.80	31.19
Expenses Recovered	-	-	4.00	1.98	-	-	-	-	6.89	6.27	10.89	8.25
Rent Income	-	-	-	-	-	-	-	-	0.11	0.11	0.11	0.11
Services Rendered	-	-	-	-	-	-	-	-	-	1.93	-	1.93
Remuneration	-	-	-	-	25.21	26.06	-	-	-	-	25.21	26.06
Sitting Fees paid to Non-Executive Directors	-	-	-	-	0.17	0.07	-	-	-	-	0.17	0.07
Commission to Non-Executive Directors	-	-	-	-	0.41	0.35	-	-	-	-	0.41	0.35
Services Received	-	-	20.82	2.14	-	-	-	-	12.46	8.62	33.28	10.76
Share of Profit from LLP	-	-	-	-	-	-	-	-	-	-	-	0.01
Dividend Income	-	-	1.51	0.01	-	-	-	-	-	-	1.51	0.49
Interest Expense	-	-	0.01	0.49	-	-	-	-	-	-	0.01	-
Interest Income	-	-	0.05	0.09	-	-	-	-	-	-	0.05	0.09
Donation Given	0.94	3.30	-	-	-	-	-	-	-	-	0.94	3.30
Contribution Given for Employee Benefit Plans	-	-	-	-	-	-	0.71	5.85	-	-	0.71	5.85
Loan Taken	-	-	-	-	-	-	-	-	-	-	-	-
Repayment of Loan	-	-	3.65	-	-	-	-	-	-	-	3.65	-
Loan Given	-	-	2.85	-	-	-	-	-	-	-	2.85	-
Receipt towards Loan Given	-	-	7.08	9.08	-	-	-	-	-	-	7.08	9.08
Investment made	-	-	9.46	23.63	-	-	-	-	-	-	9.46	23.63
Sale of Investment	-	-	6.83	20.51	-	-	-	-	-	-	6.83	20.51
<b>(II) Balances as at year end</b>												
Trade Receivable	-	-	0.04	0.34	-	-	-	-	-	-	-	-
Investments	0.35	0.35	67.97	118.55	-	-	-	-	31.22	34.57	31.26	34.91
Provision for Impairment of Investment	(0.33)	(0.33)	(33.24)	(33.24)	-	-	-	-	-	-	68.32	118.90
Share Application Money	-	-	1.49	1.49	-	-	-	-	-	-	(33.57)	(33.57)
Provision for Impairment of Share Application Money	-	-	(1.49)	(1.49)	-	-	-	-	-	-	1.49	1.49
Other Current Assets	(₹ 22,617/-)	0.03	0.50	0.50	-	-	9.70	8.87	0.07	1.21	10.27	10.61
Other Non Current Assets	-	-	-	-	-	-	-	-	-	0.25	-	0.25
Loan Given	5.23	5.23	-	2.38	-	-	-	-	-	-	5.23	7.61
Allowance for Doubtful Loan	(5.23)	(5.23)	-	-	-	-	-	-	-	-	(5.23)	(5.23)
Trade payables	-	-	5.36	0.21	-	0.31	-	-	7.85	14.41	13.59	14.93
Loan Taken	-	-	0.80	-	-	-	-	-	-	-	0.80	-
Other Current Liabilities	-	-	-	-	-	-	-	-	-	-	-	-
Short Term Provision	-	-	-	-	-	-	-	1.06	-	-	-	1.69
												1.06

# Notes to the Consolidated Financial Statements

for the year ended March 31, 2024

(₹ in Crores)

## Note 35 : Disclosure of Related Party Transactions in accordance with Ind AS 24 - Related Party Disclosures (Contd.)

### (c) Loans and Advances in the nature of loans

List of Related Parties	Purpose	Balance as at	
		March 31, 2024	March 31, 2023
Loans and Advances			
Arvind Worldwide (M) Inc.	General Business Purpose	5.23	5.23
Less : Allowance for doubtful loan		(5.23)	(5.23)
		-	-
Arya Omnitalk Radio Trunking Services Private Limited	General Business Purpose	-	2.38
Total(A)		-	2.38

List of Related Parties	Purpose	Maximum Outstanding During	
		2023-24	2022-23
Loans and Advances			
Arvind Worldwide (M) Inc.	General Business Purpose	5.23	5.23
Arya Omnitalk Radio Trunking Services Private Limited	General Business Purpose	2.38	16.94

Loans given to the related party carries interest rate of 7.00%

### (d) Transactions with key management personnel

The remuneration of key management personnel during the year was as follows :

Particulars	Year ended March 31, 2024	Year ended March 31, 2023
Short-term employee benefits	24.75	25.63
Post employment benefits	0.55	0.38
Other long-term employment benefits	0.11	0.06
Others - Contribution towards Provident Fund	0.38	0.41
<b>Total compensation paid to key management personnel</b>	<b>25.79</b>	<b>26.48</b>

# Notes to the Consolidated Financial Statements

for the year ended March 31, 2024

(₹ in Crores)

## Note 36 : Earning per share

Particulars		Year ended March 31, 2024	Year ended March 31, 2023
<b>Earing per share (Basic and Diluted)</b>			
<b>Continuing Operations</b>			
Profit attributable to owners of the Company	₹ in Crores	336.61	408.09
Weighted average number of Equity Shares for Basic EPS (a)	No.	26,15,67,376	26,09,10,131
Effect of potential Ordinary shares on outstanding Employee Stock Options (b)	No.	2,46,639	41,251
<b>Weighted average number of Ordinary shares in computing diluted earnings per share (a) + (b)</b>	No.	26,18,14,015	26,09,51,382
Nominal value of equity shares	₹	10	10
Basic earning per share	₹	12.87	15.65
Diluted earning per share	₹	12.86	15.63
<b>Discontinued Operations</b>			
Loss attributable to owners of the Company	₹ in Crores	-	(3.53)
Weighted average number of Equity Shares for Basic EPS (a)	No.	26,15,67,376	26,09,10,131
Effect of potential Ordinary shares on outstanding Employee Stock Options (b)	No.	2,46,639	41,251
<b>Weighted average number of Ordinary shares in computing diluted earnings per share (a) + (b)</b>	No.	26,18,14,015	26,09,51,382
Nominal value of equity shares	₹	10	10
Basic earning per share	₹	-	(0.14)
Diluted earning per share	₹	-	(0.14)
<b>Continuing and Discontinued Operations</b>			
Profit attributable to owners of the Company	₹ in Crores	336.61	404.56
Weighted average number of Equity Shares for Basic EPS (a)	No.	26,15,67,376	26,09,10,131
Effect of potential Ordinary shares on outstanding Employee Stock Options (b)	No.	2,46,639	41,251
<b>Weighted average number of Ordinary shares in computing diluted earnings per share (a) + (b)</b>	No.	26,18,14,015	26,09,51,382
Nominal value of equity shares	₹	10	10
Basic earning per share	₹	12.87	15.51
Diluted earning per share	₹	12.86	15.49



# Notes to the Consolidated Financial Statements

for the year ended March 31, 2024

## Note 37 : Share based payments

### Arvind Limited (AL)

- A. The Company has instituted Employee Stock Option Scheme 2008 (ESOS 2008) and AL – Employee Stock Option Scheme 2021 (ESOS 2021), pursuant to the approval of the shareholders of the company at their extra ordinary general meeting held on October 23, 2007 and annual general meeting held on August 18, 2021 respectively. Under both the schemes, the Company has granted options convertible into equal number of equity shares of the face value of ₹ 10 each to its certain employees. The following table sets forth the particulars of the options outstanding as on March 31, 2024 under ESOS 2008 and ESOS 2021:

Scheme	ESOS 2021						
Date of grant	January 27, 2022	March 22, 2022	August 5, 2022	August 5, 2022	July 27, 2023	October 27, 2023	January 10, 2024
Vesting Date	Vesting date January 27, 2023	Step vesting in 4 tranches from March 31, 2023 to March 31, 2026	Step vesting in 3 tranches from March 31, 2024 to March 31, 2026	Step vesting in 3 tranches from March 31, 2024 to March 31, 2026	Vesting date July 31, 2024	Step vesting in 3 tranches from Oct 31, 2024 to Oct 31, 2026	Step vesting in 3 tranches from May 31, 2025 to May 31, 2027
Number of options granted	50,000	1,00,000	37,500	37,500	1,00,000	1,50,000	5,50,000
Number of options outstanding	50,000	1,00,000	37,500	37,500	1,00,000	1,50,000	5,50,000
Exercise price per option	₹128.70	₹116.70	₹10.00	₹92.35	₹10.00	₹169.80	₹263.95
Fair Value of option on Grant date	₹62.11	₹49.72	₹87.47	₹34.10	₹116.84	₹56.63	₹96.79
Vesting period	Over a period of 1 to 3 years from the date of grant						
Vesting requirements	On continued employment with the company and fulfilment of performance parameters.						
Exercise period	3 years from the date of vesting						
Method of settlement	Through allotment of one equity share for each option granted.						

### B. Movement in Stock Options during the year :

The following reconciles the share option outstanding at the beginning and at the end of the year :

Particulars	Year Ended March 31, 2024		Year Ended March 31, 2023	
	No. of Options	Weighted Average Exercise Price	No. of Options	Weighted Average Exercise Price
<b>ESOS 2008</b>				
Outstanding at the beginning of the year	-	-	23,37,655	61.94
Vested during the year	-	-	9,11,655	35.99
Granted during the year	-	-	-	-
Lapsed/Forfeited during the year	-	-	14,26,000	78.53
Exercised during the year	-	-	9,11,655	35.99
Outstanding at the end of the year	-	-	-	-
Exercisable at the end of the year	-	-	-	-
<b>ESOS 2021</b>				
Outstanding at the beginning of the year	3,58,000	67.88	3,50,000	125.27
Vested during the year	1,58,000	17.74	-	-
Granted during the year	8,00,000	214.55	2,08,000	29.80
Lapsed/Forfeited during the year	-	-	2,00,000	128.70
Exercised during the year	1,33,000	17.74	-	-
Expired during the year	-	-	-	-
Outstanding at the end of the year	10,25,000	192.56	3,58,000	67.88
Exercisable at the end of the year	1,25,000	108.40	1,00,000	106.32

# Notes to the Consolidated Financial Statements

for the year ended March 31, 2024

(₹ in Crores)

## Note 37 : Share based payments (Contd.)

### C. Share Options Exercised during the year:

Option Series	No. of Options	Exercise Date	Weighted Average Share Price at Exercise Date
Options exercised during the year	1,08,000	August 22, 2023	96.20
	25,000	February 1, 2024	96.20

### D. Share Options Outstanding at the end of the year:

**ESOS 2008** - There are no options outstanding at the end of the year in this scheme.

**ESOS 2021** - The share options outstanding at the end of the year had a weighted average exercise price of ₹ 192.56.

### E. Significant Assumptions of Valuation on New Grant:

Weighted Average Information:

	ESOS 2021
(i) Share price (₹)	243.82
(ii) Exercise price (₹)	214.55
(iii) Expected volatility	46.16%
(iv) Risk-free interest rate	7.07%
(v) Any other inputs to the model	None
(vi) Method used and the assumptions made to incorporate effects of expected early exercise	Binomial Option Pricing Model
(vii) How expected volatility was determined, including an explanation of the extent of to which expected volatility was based on historical volatility	The volatility of the Company's stock price on stock exchanges over the expected life of the options has been considered.
(viii) Whether any or how any other features of option grant were incorporated into the measurement of fair value, such as market condition.	None

### F. Expense arising from share- based payment transactions

Total expenses arising from share- based payment transactions recognised in profit or loss as part of employee benefit expense were as follows :

Particulars	Year ended March 31, 2024	Year ended March 31, 2023
Share Based Payment to Employees	2.51	1.78

# Notes to the Consolidated Financial Statements

for the year ended March 31, 2024

(₹ in Crores)

## Note 38 : Leases

A. The Group has taken land, factory buildings, godowns, offices, plant and machinaries and other facilities on lease.

Disclosures as per Ind AS 116 - Leases are as follows:

B. The changes in the carrying value of ROU assets for the year ended on March 31, 2024 are as follows :

Particulars	Land and Building
<b>Balance at the beginning of the year</b>	<b>89.24</b>
Additions during the year	35.03
Deletions/cancellation/modification during the year	(1.90)
Depreciation (Refer note 26)	(23.66)
<b>Balance at the end of the year</b>	<b>98.71</b>

The changes in the carrying value of ROU assets for the year ended on March 31, 2023 are as follows :

Particulars	Land and Building
<b>Balance at the beginning of the year</b>	<b>80.38</b>
Additions during the year	39.40
Deletions/cancellation/modification during the year	(10.12)
Depreciation (Refer note 26)	(20.42)
<b>Balance at the end of the year</b>	<b>89.24</b>

The aggregate depreciation expense on ROU assets is included under depreciation expense in the Statement of Profit and Loss.

C. The movement in lease liabilities are as follows :

Particulars	Year ended March 31, 2024	Year ended March 31, 2023
<b>Balance at the beginning of the year</b>	<b>113.61</b>	105.51
Additions during the year	<b>35.03</b>	39.40
Deletions/cancellation/modification during the year	<b>(2.40)</b>	(10.66)
Finance cost accrued during the year (Refer note 25 and 38F)	<b>10.59</b>	10.27
Payment of lease liabilities	<b>(34.22)</b>	(30.91)
<b>Balance at the end of the year</b>	<b>122.61</b>	113.61

The break-up of current and non-current lease liabilities is as under :

Particulars	As at March 31, 2024	As at March 31, 2023
Current	<b>26.34</b>	21.15
Non Current	<b>96.27</b>	92.46
<b>Total</b>	<b>122.61</b>	113.61

# Notes to the Consolidated Financial Statements

for the year ended March 31, 2024

(₹ in Crores)

## Note 38 : Leases (Contd.)

### D. The details of contractual maturities of lease liabilities on discounted basis are as follows:

Particulars	As at March 31, 2024	As at March 31, 2023
Less than one year	26.35	21.15
One to five years	76.78	67.07
More than five years	19.48	25.39
<b>Total</b>	<b>122.61</b>	<b>113.61</b>

E. The Group does not face a significant liquidity risk with regard to its lease liabilities as the current assets are sufficient to meet the obligations related to lease liabilities as and when they fall due.

### F. The amount recognised in the statement of profit or loss are as follows:

Particulars	Year ended March 31, 2024	Year ended March 31, 2023
<b>Continuing Operations</b>		
Depreciation expense of right of use assets (Refer note 26)	23.50	20.26
Interest expense on lease liabilities (Refer note 25)	10.59	10.20
Rent expense - short-term lease and leases of low value assets (Refer note 27)	20.60	20.16
<b>Total</b>	<b>54.69</b>	<b>50.62</b>
<b>Discontinued Operations</b>		
Depreciation expense of right of use assets (Refer note 45)	-	0.16
Interest expense on lease liabilities (Refer note 45)	-	0.07
Rent expense - short-term lease and leases of low value assets (Refer note 45)	-	1.09
<b>Total</b>	<b>-</b>	<b>1.32</b>
<b>Continuing and Discontinued Operations</b>		
Depreciation expense of right of use assets	23.50	20.42
Interest expense on lease liabilities	10.59	10.27
Rent expense - short-term lease and leases of low value assets	20.60	21.25
<b>Total</b>	<b>54.69</b>	<b>51.94</b>

### Note 39 : Disclosure in respect of Construction / Job work Contracts

Particulars	Year ended March 31, 2024	Year ended March 31, 2023
Amount of Contract Revenue recognized	121.34	88.90
<b>Recognized and included in the financial statements as amounts due:</b>		
- from customers under construction contracts	0.04	2.92
- to customers under construction contracts	22.86	31.05
	(22.82)	(28.13)
<b>Amount of Advance Received from Customers</b>	<b>338.98</b>	<b>241.10</b>

# Notes to the Consolidated Financial Statements

for the year ended March 31, 2024

(₹ in Crores)

## Note 40 : Fair value measurements

### (a) Financial Instruments by category

#### (i) Financial assets by category

Particulars	Notes	As at March 31, 2024						As at March 31, 2023					
		Cost	Fair value through Other Comprehensive Income (FVTOCI)	Fair value through Other Comprehensive Income (FVTOCI)	Fair value (Derivative Instruments)	Amortised cost	Total	Cost	Fair value through Other Comprehensive Income (FVTOCI)	Fair value through Other Comprehensive Income (FVTOCI)	Fair value (Derivative Instruments)	Amortised cost	Total
Investments	8 (a)												
- Equity shares		0.02	-	103.72	-	-	103.74	0.02	-	126.06	-	-	126.08
- Debentures		-	-	-	-	0.02	0.02	-	-	-	-	0.02	0.02
- Government securities		-	-	-	-	(₹ 23,000/-)	(₹ 23,000/-)	-	-	-	-	(₹ 23,000/-)	(₹ 23,000/-)
- Limited liability partnership		-	-	-	-	-	-	55.83	-	-	-	-	55.83
- Others		-	7.13	21.51	-	-	28.64	-	-	-	-	-	-
Trade receivables	8 (b)	-	-	-	-	1,069.76	1069.76	-	-	-	-	965.88	965.88
Loans	8 (c)	-	-	-	-	4.04	4.04	-	-	-	-	30.07	30.07
Cash and cash equivalents	8 (d)	-	-	-	-	57.32	57.32	-	-	-	-	56.79	56.79
Other Bank balance	8 (e)	-	-	-	-	18.49	18.49	-	-	-	-	20.17	20.17
Other financial assets	8 (f)	-	-	-	4.72	49.82	54.54	-	-	-	4.71	55.97	60.68
<b>Total Financial assets</b>		<b>0.02</b>	<b>7.13</b>	<b>125.23</b>	<b>4.72</b>	<b>1,199.45</b>	<b>1,336.55</b>	<b>55.85</b>	<b>-</b>	<b>126.06</b>	<b>4.71</b>	<b>1,128.90</b>	<b>1,315.52</b>

#### (ii) Financial liabilities by category

Particulars	Notes	As at March 31, 2024			As at March 31, 2023		
		Fair value (Derivative Instruments)	Amortised cost	Total	Fair value (Derivative Instruments)	Amortised cost	Total
Borrowings	15 (a)	-	1,325.38	1,325.38	-	1,403.77	1,403.77
Lease Liabilities	38	-	122.61	122.61	-	113.61	113.61
Trade payables	15 (b)	-	1,375.29	1,375.29	-	1,237.55	1,237.55
Other financial liabilities	15 (c)	4.91	220.04	224.95	10.76	210.21	220.97
<b>Total Financial Liabilities</b>		<b>4.91</b>	<b>3,043.32</b>	<b>3,048.23</b>	<b>10.76</b>	<b>2,965.14</b>	<b>2,975.90</b>

For Financial instruments risk management objectives and policies, refer note 42.

# Notes to the Consolidated Financial Statements

for the year ended March 31, 2024

(₹ in Crores)

## Note 41 : Fair value disclosures for financial assets and financial liabilities

(a) Set out below is a comparison, by class, of the carrying amounts and fair value of the Group's financial instruments, other than those with carrying amounts that are reasonable approximations of fair values:

Particulars	Note	Carrying amount		Fair value	
		As at March 31, 2024	As at March 31, 2023	As at March 31, 2024	As at March 31, 2023
<b>Financial assets</b>					
Investments measured at fair value through OCI	8 (a)	125.23	126.06	125.23	126.06
Investments measured at fair value through Profit and Loss	8 (a)	7.13	-	7.13	-
Investments measured at amortised cost	8 (a)	0.02	0.02	0.02	0.02
<b>Total</b>		<b>132.38</b>	<b>126.08</b>	<b>132.38</b>	<b>126.08</b>
<b>Financial liabilities</b>					
Borrowings at amortised Cost	15 (a)	1,325.38	1,403.77	1,325.38	1,403.77
<b>Total</b>		<b>1,325.38</b>	<b>1,403.77</b>	<b>1,325.38</b>	<b>1,403.77</b>

The management assessed that the fair values of cash and cash equivalents, other bank balances, loans, trade receivables, other current financial assets, trade payables and other current financial liabilities approximate their carrying amounts largely due to the short-term maturities of these instruments.

The fair value of the financial assets and liabilities is included at the amount at which the instrument could be exchanged in a current transaction between willing parties, other than in a forced or liquidation sale. The following methods and assumptions were used to estimate the fair values.

The fair value of borrowings and other financial liabilities is calculated by discounting future cash flows using rates currently available for debts on similar terms, credit risk and remaining maturities.

For financial assets and financial liabilities that are measured at fair value, the carrying amounts are equal to the fair values.

## (b) Fair value hierarchy

The following table provides the fair value measurement hierarchy of the Group's assets and liabilities as at March 31, 2024 and March 31, 2023.

### Quantitative disclosures fair value measurement hierarchy for assets as at March 31, 2024 and March 31, 2023

Particulars	Note	Fair value measurement using			
		Total	Quoted prices in active markets (Level 1)	Significant observable inputs (Level 2)	Significant unobservable inputs (Level 3)
<b>As at March 31, 2024</b>					
<b>Assets measured at fair value</b>					
<b>Fair value through Other Comprehensive Income</b>					
Investment in Equity shares	8 (a)	103.72	-	-	103.72
Investment in Others	8 (a)	21.51	-	21.51	-
<b>Fair value through Profit and Loss</b>					
Investment in Others	8 (a)	7.13	7.13	-	-
<b>Fair value (Derivative Instruments)</b>					
Foreign Currency Derivative Contracts (Cash flow hedge)	8 (f)	4.72	-	4.72	-



# Notes to the Consolidated Financial Statements

for the year ended March 31, 2024

(₹ in Crores)

## Note 41 : Fair value disclosures for financial assets and financial liabilities (Contd.)

Particulars	Note	Fair value measurement using			
		Total	Quoted prices in active markets (Level 1)	Significant observable inputs (Level 2)	Significant unobservable inputs (Level 3)
As at March 31, 2023					
Assets measured at fair value					
Fair value through Other Comprehensive Income					
Investment in Equity shares	8 (a)	126.06	-	-	126.06
Investment in Others	8 (a)	-	-	-	-
Fair value through Profit and Loss					
Investment in Others	8 (a)	-	-	-	-
Fair value (Derivative Instruments)					
Foreign Currency Derivative Contracts (Cash flow hedge)	8 (f)	4.71	-	4.71	-

## Quantitative disclosures fair value measurement hierarchy for financial liabilities as at March 31, 2024 and March 31, 2023

Particulars	Note	Fair value measurement using			
		Total	Quoted prices in active markets (Level 1)	Significant observable inputs (Level 2)	Significant unobservable inputs (Level 3)
As at March 31, 2024					
Fair value (Derivative Instruments)					
Foreign Currency Derivative Contracts (Cash flow hedge)	15 (c)	4.91	-	4.91	-
As at March 31, 2023					
Fair value (Derivative Instruments)					
Foreign Currency Derivative Contracts (Cash flow hedge)	15 (c)	10.76	-	10.76	-

## Fair value hierarchy

Level 1: hierarchy includes financial instruments measured using quoted prices. This includes listed equity instruments that have quoted price. The fair value of all equity instruments which are traded in the stock exchanges is valued using the closing price as at the reporting period.

Level 2: The fair value of financial instruments that are not traded in an active market (for example, traded bonds, over-the counter derivatives) is determined using valuation techniques which maximize the use of observable market data and rely as little as possible on entity-specific estimates. If all significant inputs required to fair value an instrument are observable, the instrument is included in level 2.

Level 3: If one or more of the significant inputs is not based on observable market data, the instrument is included in level 3. This is the case for unlisted equity securities, contingent consideration and indemnification asset included in level 3.

There are no transfer between level 1, 2 and 3 during the year.

The Group's policy is to recognise transfers into and transfers out of fair value hierarchy levels as at the end of the reporting period.

# Notes to the Consolidated Financial Statements

for the year ended March 31, 2024

(₹ in Crores)

## Note 42 : Financial instruments risk management objectives and policies

The Group's activities expose it to a variety of financial risks, including market risk, credit risk and liquidity risk. The Group's risk management assessment and policies and processes are established to identify and analyse the risks faced by the Group, to set appropriate risk limits and controls, and to monitor such risks and compliance with the same. Risk assessment and management policies and processes are reviewed regularly to reflect changes in market conditions and the Group's activities.

The Group's risk management is carried out by a Treasury department under policies approved by the Board of directors. The Group's treasury identifies, evaluates and hedges financial risks in close co-operation with the Group's operating units. The board provides written principles for overall risk.

### (a) Market risk

Market risk refers to the possibility that changes in the market rates may have impact on the Group's profits or the value of its holding of financial instruments. The Group is exposed to market risks on account of foreign exchange rates, interest rates, underlying equity prices, liquidity and other market changes.

Future specific market movements cannot be normally predicted with reasonable accuracy.

### (a1) Interest rate risk

Interest rate risk refers to the possibility that the fair value of future cash flows of a financial instrument will fluctuate because of changes in market interest rate.

The Group is exposed to interest rate risk on short-term and long-term floating rate instruments. The Group's policy is to maintain a balance of fixed and floating interest rate borrowings and the proportion of fixed and floating rate debt is determined by current market interest rates. The borrowings of the Group are principally denominated in Indian Rupees and US dollars with mix of fixed and floating rates of interest. These exposures are reviewed by appropriate levels of management at regular interval.

As at March 31, 2024, None of the Group's Borrowings are at fixed rate of interest (March 31, 2023 : approximately 5.33%).

#### Interest rate sensitivity

The following table demonstrates the sensitivity to a reasonably possible change in interest rates on that portion of loans and borrowings affected. With all other variables held constant, the Group's profit before tax is affected through the impact on floating rate borrowings as follows:

Particulars	Effect on profit before tax	
	March 31, 2024	March 31, 2023
Increase in 50 basis points	(6.63)	(6.55)
Decrease in 50 basis points	6.63	6.55

### (a2) Foreign currency risk

The Group's foreign currency risk arises from its foreign operations, investments in foreign subsidiaries, foreign currency transactions and foreign currency borrowings. The fluctuation in foreign currency exchange rates may have potential impact on the income statement and equity, where any transaction references more than one currency or where assets/liabilities are denominated in a currency other than the functional currency of the Group. The major foreign currency exposures for the Group are denominated in USD and EURO.

Since a significant part of the Group's revenue is in foreign currency and major part of the costs are in Indian Rupees, any movement in currency rates would have impact on the Group's performance. Exposures on foreign currency sales are managed through the Group's hedging policy, which is reviewed periodically to ensure that the results from fluctuating currency exchange rates are appropriately managed. The Group strives to achieve asset liability offset of foreign currency exposures and only the net position is hedged. Consequently, the overall objective of the foreign currency risk management is to minimize the short term currency impact on its revenue and cash-flow in order to improve the predictability of the financial performance. The Group may use forward contracts, foreign exchange options or currency swaps towards hedging risk resulting from changes and fluctuations in foreign currency exchange rate. These foreign exchange contracts, carried at fair value, may have varying maturities varying depending upon the primary host contract requirements and risk management strategy of the Group. Hedge effectiveness is assessed on a regular basis.

# Notes to the Consolidated Financial Statements

for the year ended March 31, 2024

(₹ in Crores)

## Note 42 : Financial instruments risk management objectives and policies (Contd.)

### Foreign currency sensitivity

The foreign exchange rate sensitivity is calculated by the aggregation of the net foreign exchange rate exposure in USD, EURO and GBP with a simultaneous parallel foreign exchange rates shift in the currencies by 2% against the functional currency of the respective entities. The Group's exposure to foreign currency changes for all other currencies is not material.

Particulars	Change in Currency rate	Effect on profit before tax		
		in USD rate	in EURO rate	in GBP rate
March 31, 2024	+2%	6.68	(0.18)	0.03
	-2%	(6.68)	0.18	(0.03)
March 31, 2023	+2%	3.90	(0.02)	0.04
	-2%	(3.90)	0.02	(0.04)

The movement in the pre-tax effect is a result of a change in the fair value of financial instruments not designated in a hedge relationship. Although the financial instruments have not been designated in a hedge relationship, they act as an economic hedge and will offset the underlying transactions when they occur.

### (b) Credit risk

Credit risk refers to the risk that counterparty will default on its contractual obligations resulting in financial loss to the Group. Credit risk encompasses of both, the direct risk of default and the risk of deterioration of creditworthiness as well as concentration of risks. Financial instruments that are subject to concentrations of credit risk materially consists of trade receivables, investments and derivative financial instruments.

The Group is exposed to credit risk from its operating activities (primarily trade receivables and also from its investing activities including deposits with banks, forex transactions and other financial instruments) for receivables, cash and cash equivalents, financial guarantees and derivative financial instruments.

All trade receivables are subject to credit risk exposure. The Group's exposure to credit risk is influenced mainly by the individual characteristics of each customer. The demographics of the customer, including the default risk of the industry and country, in which the customer operates, also has an influence on credit risk assessment. Credit risk is managed through established policies, controls relating to credit approvals and procedures for continuously monitoring the creditworthiness of customers to which the Group grants credit terms in the normal course of business. Outstanding customer receivables are regularly monitored and any shipments to major customers are generally covered by letters of credit. The history of trade receivables shows a negligible provision for bad and doubtful debts. Therefore, the Group does not expect any material risk on account of non-performance by any of the Group's counterparties. The Group does not have significant concentration of credit risk related to trade receivables. No single third party customer contributes to more than 10% of outstanding accounts receivable as of March 31, 2024 and March 31, 2023.

Trade receivables are non-interest bearing and are generally on 7 days to 180 days credit term.

With respect to derivatives, the Group's forex management policy lays down guidelines with respect to exposure per counter party i.e. with banks with high credit rating, processes in terms of control and continuous monitoring. The fair value of the derivatives are credit adjusted at the period end.

### (c) Liquidity risk

Liquidity risk is defined as the risk that the Group will not be able to settle or meet its obligations on time, or at a reasonable price. The objective of liquidity risk management is to maintain sufficient liquidity and ensure that funds are available for use as per requirements. The Group generates cash flows from operations to meet its financial obligations, maintains adequate liquid assets in the form of cash & cash equivalents and has undrawn short term line of credits from banks to ensure necessary liquidity. The Group closely monitors its liquidity position and deploys a robust cash management system.

During the year, the Group has been regular in repayment of principal and interest on borrowings on or before due dates. The Group did not have defaults of principal and interest as on reporting date.

The Group requires funds both for short-term operational needs as well as for long-term investment programmes mainly in growth projects

# Notes to the Consolidated Financial Statements

for the year ended March 31, 2024

(₹ in Crores)

## Note 42 : Financial instruments risk management objectives and policies (Contd.)

The table below summarises the maturity profile of the Group's financial liabilities based on contractual undiscounted payments:

Particulars	Note	< 1 year	>1 year but < 3 years	>3 year but < 5 years	more than 5 years	Total
<b>Year ended March 31, 2024</b>						
Interest bearing borrowings*	15 (a)	1,091.29	212.23	82.98	-	1,386.50
Lease Liabilities	38	35.65	55.68	40.58	20.97	152.88
Trade payables	15 (b)	1,375.29	-	-	-	1,375.29
Other financial liabilities#	15 (c)	223.39	0.94	0.62	-	224.95
		<b>2,725.62</b>	<b>268.85</b>	<b>124.18</b>	<b>20.97</b>	<b>3,139.62</b>
<b>Year ended March 31, 2023</b>						
Interest bearing borrowings*	15 (a)	1,073.84	403.67	12.43	-	1,489.94
Lease Liabilities	38	29.98	50.99	35.13	29.91	146.01
Trade payables	15 (b)	1,237.55	-	-	-	1,237.55
Other financial liabilities#	15 (c)	219.63	1.20	0.14	-	220.97
		<b>2,561.00</b>	<b>455.86</b>	<b>47.70</b>	<b>29.91</b>	<b>3,094.47</b>

\* Includes contractual interest payment based on interest rate prevailing at the end of the reporting period over the tenor of the borrowings.

# Other financial liabilities includes interest accrued but not due and interest accrued and due of ₹ 4.92 Crores (March 31, 2023 : ₹ 8.48 Crores).

## Note 43 : Capital management:

For the purpose of the Group's capital management, capital includes issued equity capital and all other equity reserves attributable to the equity holders of the Group. The primary objective of the Group's capital management is to ensure that it maintains an efficient capital structure and healthy capital ratios in order to support its business and maximise shareholder value.

The Group manages its capital structure and makes adjustments to it in light of changes in economic conditions or its business requirements to optimise return to our shareholders through continuing growth. To maintain or adjust the capital structure, the Group may adjust the dividend payment to shareholders, return capital to shareholders or issue new shares. The funding requirements are met through a mixture of equity, internal fund generation and other non-current borrowings. The Group monitors capital using a gearing ratio, which is net debt divided by total capital plus net debt. The Group includes within net debt, interest bearing loans and borrowings less cash and short-term deposits (including other bank balance). The Group is not subject to any externally imposed capital requirements.

Particulars	As at March 31, 2024	As at March 31, 2023
(a) Interest bearing loans and borrowings (note 15)	1,325.38	1,403.77
(b) Less: cash and bank balance (including other bank balance and book overdraft)	(75.53)	(76.58)
(c) Net debt (a) - (b)	1,249.85	1,327.19
(d) Equity share capital (note 13)	261.63	261.50
(e) Other equity (note 14)	3,281.12	3,084.13
(f) Total capital (d) + (e)	3,542.75	3,345.63
(g) Total Capital and net debt (c) + (f)	4,792.60	4,672.82
(h) Gearing ratio (c)/(g)	26.08%	28.40%

In order to achieve this overall objective, the Group's capital management, amongst other things, aims to ensure that it meets financial covenants attached to the interest-bearing loans and borrowings that define capital structure requirements. Breaches in meeting the financial covenants would permit the bank to immediately call loans and borrowings. There have been no breaches in the financial covenants of any long term borrowing in the current period except for one loans. The Group has obtained letter from the lender before the date of adoption of financial statements for not accelerating the payment of this loan within one year from the balance sheet date subject to regularisation of the breach by end of March 31, 2025. Accordingly, the management has considered the classification of loan based upon the original repayment schedule.

No changes were made in the objectives, policies or processes for managing capital during the current period.

# Notes to the Consolidated Financial Statements

for the year ended March 31, 2024

## Note 44 : Interest in Other Entities

Sr. No.	Name of Entities	Country of Incorporation	Remarks	Activities	Proportion of Ownership of Interest	
					As at March 31, 2024	As at March 31, 2023
	<b>Subsidiaries</b>					
	<b>- Indian Subsidiaries</b>					
1	Arvind Envisol Limited (Previously known as Arvind Accel Limited)	India		Engineering	100%	100%
2	Syntel Telecom Limited	India		Telecom	100%	100%
3	Arya Omnitalk Wireless Solutions Private Limited	India		Telecom	50.06%	50.06%
4	Arvind PD Composites Private Limited	India	(j)	Technical Textile	51%	51%
5	Arvind OG Nonwovens Private Limited	India	(j)	Technical Textile	76.72%	76.72%
6	Arvind Suit Manufacturing Private Limited (Previously known as Arvind Goodhill Suit Manufacturing Private Limited)	India	(a)	Garments	-	90%
7	Arvind Sports Fashion Private Limited (Previously Known as Arvind Ruf & Tuf Private Limited)	India		Garments	90%	90%
8	Arvind Premium Retail Limited	India		Garments	51%	51%
9	Arvind Advanced Materials Limited (Previously known as Arvind Polymer Textiles Limited)	India		Technical Textile	100%	91.25%
10	Arvind Smart Textiles Limited	India	(b)	Textiles	90%	90%
11	Arvind BKP Berolina Private Limited (Previously known as Arvind Transformational Solutions Private Limited)	India	(a)	Textiles	-	100%
12	Arvind Foundation	India	(i)	CSR Activity	100%	100%
13	Arvind Indigo Foundation	India	(i)	CSR Activity	100%	100%
14	Arvind Norm CBRN Systems Private Limited (w.e.f. March 4, 2022)	India	(a)	Technical Textile	-	100%
15	Arvind Technical Products Private Limited (w.e.f. February 8, 2023)	India		Textiles	100%	100%
16	Arvind Engineered Composite Panels Private Limited(Previously known as Arvind Polser Engineered Composite Panels Private Limited)	India	(a)	Technical Textile	-	100%
	<b>- Foreign Subsidiaries</b>					
17	Arvind Worldwide Inc.	USA		Textiles	100%	100%
18	Arvind Worldwide (M) Inc.	Mauritius	(h)	Textiles	100%	100%
19	Arvind Niloy Exports Private Limited	Bangladesh		Textiles	70%	70%
20	Arvind Textile Mills Limited (upto September 25, 2023)	Bangladesh		Textiles	-	90%
21	Arvind Overseas (Mauritius) Limited	Mauritius	(h)	Textiles	100%	100%
22	Arvind Spinning Limited	Mauritius	(h)	Textiles	100%	100%
23	Arvind Lifestyle Apparel Manufacturing PLC	Ethiopia	(f)	Garments	99.11%	99.04%
24	Arvind Envisol PLC	Ethiopia	(g)	Engineering	100%	100%
25	Arvind Enterprises FZC	U.A.E	(f)	Textiles	73.13%	73.13%



# Notes to the Consolidated Financial Statements

for the year ended March 31, 2024

## Note 44 : Interest in Other Entities (Contd.)

Sr. No.	Name of Entities	Country of Incorporation	Remarks	Activities	Proportion of Ownership of Interest	
					As at March 31, 2024	As at March 31, 2023
	<b>- Limited Liability Partnerships</b>					
26	Maruti and Ornet Infrabuild LLP	India	(e)	Construction	99.90%	99.90%
27	Arvind Township LLP (Previously known as Arvind and Smart Value Homes LLP) ( w.e.f. April 1, 2023 )	India	(f)	Real Estate	99.90%	50%
28	Syntel Enkay Converged Technologies LLP (previously known as Enkay Converged Technologies LLP)	India	(c)	Telecom	100%	100%
	<b>- Joint Ventures and Associates</b>					
29	Arya Omnitalk Radio Trunking Services Private Limited	India		Telecom	49.94%	49.94%
30	Arudrama Developments Private Limited	India		Construction	50%	50%
31	Adient Arvind Automotive Fabrics India Private Limited	India		Technical Textile	49.50%	49.50%
32	PVH Arvind Manufacturing PLC	Ethiopia	(d)	Textiles	25%	25%
33	Renew Green (GJ Eight) Private Limited (w.e.f. January 26, 2023)	India		Energy	31.20%	31.20%

- (a) Merged with Arvind Advanced Materials Limited effective from January 1, 2024.
- (b) Held by Arvind Sports Fashion Private Limited (Previously Known as Arvind Ruf & Tuf Private Limited)
- (c) Jointly held by Arvind Limited and Syntel Telecom Limited.
- (d) Jointly held by Arvind Limited and Arvind Enterprises (FZC)
- (e) Jointly held by Arvind Limited and Arvind Internet Limited (Upto June 27, 2022). Jointly held by Arvind Limited and Arvind Sports Fashion Private Limited (Previously Known as Arvind Ruf & Tuf Private Limited). (w.e.f. June 28, 2022).
- (f) Jointly held by Arvind Limited and Arvind Sports Fashion Private Limited (Previously Known as Arvind Ruf & Tuf Private Limited).
- (g) Jointly held by Arvind Limited and Arvind Envisol Limited.
- (h) Not considered for the purpose of consolidation for the financial year 2023-24 and 2022-23 respectively being defunct status.
- (i) The Group has made investment of ₹ 0.01 Crores in the equity shares of Arvind Foundation and ₹ 0.01 Crores in the equity shares of Arvind Indigo Foundation, which are the Companies incorporated under Section 8 of the Act. Since the Group has no intention of earning variable returns from the voting rights, the above investments doesn't meet the definition of control under Ind AS 110 and hence, not consolidated in the Consolidated Financial Statements.
- (j) Held by Arvind Advanced Materials Limited (formerly known as Arvind Polymer Textiles Limited)

**Material partly-owned subsidiaries :** The Group does not have any subsidiaries that have non-controlling interests that are material to the group.



# Notes to the Consolidated Financial Statements

for the year ended March 31, 2024

(₹ in Crores)

## Note 45 : Discontinued Operation

- (A) During the year ended March 31, 2024, subsidiary "Arvind Textile Mills Limited, Bangladesh was liquidated, which was considered as "Discontinued Operations" in accordance with Ind AS 105 for the year ended March 31, 2023.

The Parent Company has entered into agreement on July 19, 2022 to sell its Omuni Undertaking to Bigfoot Retail Solutions Private Limited. The Parent Company sold its 100% stake of wholly owned subsidiary, Arvind Internet Limited to Bigfoot Retail Solutions Private Limited for a consideration of ₹ 159.00 crores. Accordingly, the Group has considered its wholly owned subsidiary Arvind Internet Limited as "Discontinued Operations" in accordance with Ind AS 105 and accordingly, re-classified the financial results for various periods presented. The Group has booked capital gain of ₹ 148.79 crores on sale of Arvind Internet subsidiary post completion of all conditions subsequent to the transaction as on September 30, 2022.

During the year ended March 31, 2023, Subsidiary "Westech Advance Material Limited" and "AJ Environmental Solutions Company" were liquidated. Hence the Group considered it as "Discontinued Operations" in accordance with Ind AS 105 and accordingly, re-classified the financial results for various periods presented.

(B)	Particulars	Year ended March 31, 2023
I.	<b>Income</b>	
	(a) Revenue from Operations	6.33
	(b) Other Income	-
	<b>Total Income</b>	<b>6.33</b>
II.	<b>Expenses</b>	
	(a) Cost of raw materials and accessories consumed	0.01
	(b) Employee benefits expense	8.60
	(c) Finance costs	0.07
	(d) Depreciation and amortisation expense	2.46
	(e) Other expenses	6.76
	<b>Total Expenses</b>	<b>17.90</b>
III.	<b>LOSS BEFORE TAX AND EXCEPTIONAL ITEMS (I-II)</b>	<b>(11.57)</b>
IV.	<b>Exceptional items</b>	6.54
	<b>LOSS BEFORE TAX (III-IV)</b>	<b>(5.03)</b>
V.	<b>Tax expense</b>	
	- Deferred tax Credit	1.50
	<b>Total Tax credit</b>	<b>1.50</b>
VI.	<b>Profit for the year (IV+V)</b>	<b>(3.53)</b>

- (C) The Carrying Amounts of assets and liabilities of Discontinued Operations was as follows.

Particulars	As at March 31, 2023
<b>ASSETS</b>	
<b>Current assets</b>	
- Other financial assets	0.01
<b>TOTAL ASSETS</b>	<b>0.01</b>
<b>LIABILITIES</b>	
<b>Current liabilities</b>	
- Trade Payables	0.01
<b>TOTAL LIABILITIES</b>	<b>0.01</b>



# Notes to the Consolidated Financial Statements

for the year ended March 31, 2024

## Note 46 : Business Combinations, acquisitions and disposals

- A. The Group has acquired the control in Arvind Township LLP (hereinafter referred as "ATLLP") (at that time known as Arvind and Smart Value Homes LLP) w.e.f April 1, 2023 by acquiring additional stake of 49.90% at a consideration of ₹ 38 crore. Investment in the ATLLP was previously accounted as equity method in accordance with Ind AS 28 which is discontinued on obtaining of control.

Acquiree is engaged in Real Estate business. The purpose of acquisition is part of business strategy of the Group.

On acquisition of control, the Group has measured the all identifiable assets and liabilities acquired through Business Combination in accordance with Ind AS 103. The Group has not incurred any transaction cost for acquiring control.

Prior to obtaining control, the acquiree was being accounted using equity method in the consolidated financial statements which is discontinued on obtaining of control.

- B. The amounts recognised in respect of the identifiable assets acquired and liabilities assumed are set out in the table below.

Particulars	As at April 1, 2023
<b>Non-current assets</b>	
(a) Non-current financial assets	0.19
(b) Other Non-current assets	0.15
<b>Total non-current assets</b>	<b>0.34</b>
<b>Current assets</b>	
(a) Current financial assets	5.31
(b) Other Current assets	122.12
<b>Total current assets</b>	<b>127.43</b>
<b>Total Assets acquired (A)</b>	<b>127.77</b>
<b>Current liabilities</b>	
(a) Current financial liabilities	1.75
(b) Other current liabilities	0.48
<b>Total Liabilities assumed (B)</b>	<b>2.23</b>
<b>Net assets acquired (A) - (B)</b>	<b>125.54</b>
Non-controlling interest in 0.10% of ATLLP	0.06
<b>Total purchase consideration</b>	<b>38.00</b>
To be satisfied by:	
Cash	38.00
<b>Total consideration transferred</b>	<b>28.50</b>
<b>Net cashflow arising on acquisition</b>	
Cash Consideration	28.50
Less: cash and cash equivalents balances acquired	0.07
<b>Net consideration transferred</b>	<b>28.43</b>

## C. Other notes

- In respect of acquired receivables:
  - the fair value of the receivables - ₹ 0.02 crores
  - the gross contractual amounts receivable - ₹ 0.02 crores
  - the best estimate at the acquisition date of the contractual cash flows not expected to be collected - NIL
- The Group recognises non-controlling interests in an acquired entity at the non-controlling interest's proportionate share of the acquired entity's net identifiable assets. The decision is made on acquisition by acquisition basis. The Group has recognised gain on acquisition of controlling interest including gain till the acquisition of control in accordance with the requirement of Ind AS.

# Notes to the Consolidated Financial Statements

for the year ended March 31, 2024

(₹ in Crores)

## Note 46 : Business Combinations, acquisitions and disposals (Contd.)

- 3 The non-controlling interest (0.10% ownership interest in ATLLP) recognised at the acquisition date was measured at the present ownership instruments' proportionate share in the recognised amounts of the acquiree's identifiable net assets.
- 4 ATLLP contributed ₹ 0.80 crores to the group's revenue and ₹ (0.01) to the group's profit for the period between the acquisition date (April 1, 2023) and reporting date March 31, 2024).

The business combination has been achieved in stages

- (i) On the acquisition-date fair value of the equity interest in the acquiree held by the acquirer immediately before the acquisition date - ₹ 55.83 crores.
  - (ii) The amount of any gain or loss recognised as a result of remeasuring to fair value the equity interest in the acquiree held by the acquirer before the business combination - NIL
- 5 Capital reserve recognised on above transaction amounting to ₹ 24.77 Crores.

## Note 47 : Additional information pursuant to Schedule III of Companies Act 2013

Name of Entities	For the financial year ending on / as at March 31, 2024							
	Net Assets i.e. Total Assets minus Total Liabilities		Share in Profit or (loss)		Share in other Comprehensive Income		Share in Total Comprehensive Income	
	As a % of consolidated net assets	Amount	As a % of consolidated Profit	Amount	As a % of consolidated OCI	Amount	As a % of consolidated Total Comprehensive Income	Amount
<b>Parent :</b>								
Arvind Limited	96.01%	3,476.37	86.46%	304.90	73.53%	(7.00)	86.82%	297.90
<b>Subsidiaries :</b>								
<b>- Indian</b>								
Syntel Telecom Limited	0.29%	10.49	0.16%	0.57	-	-	0.17%	0.57
Arvind Envisol Limited	2.21%	80.10	2.09%	7.36	1.68%	(0.16)	2.10%	7.20
Arvind PD Composites Private Limited	2.12%	76.64	6.40%	22.56	0.63%	(0.06)	6.56%	22.50
Arvind OG Nonwovens Private Limited	1.23%	44.57	1.44%	5.07	0.32%	(0.03)	1.47%	5.04
Arvind Sports Fashion Private Limited (Previously Known as Arvind Ruf & Tuf Private Limited)	(2.50%)	(90.63)	(4.78%)	(16.86)	-	-	(4.91%)	(16.86)
Arvind Premium Retail Limited	(0.36%)	(13.21)	(0.31%)	(1.08)	-	-	(0.31%)	(1.08)
Arvind Advanced Materials Limited (Previously known as Arvind Polymer Textiles Limited)	0.17%	6.27	1.50%	5.28	0.21%	(0.02)	1.53%	5.26
Arvind Smart Textiles Limited	3.42%	123.66	1.18%	4.15	2.10%	(0.20)	1.15%	3.95
Arya Omnitalk Wireless Solutions Private Limited	2.26%	81.75	3.66%	12.90	2.00%	(0.19)	3.71%	12.71
Arvind Technical Products Private Limited	(0.03%)	(1.09)	(0.31%)	(1.10)	-	-	(0.32%)	(1.10)
<b>- Foreign</b>								
Arvind Worldwide Inc.	0.18%	6.44	0.12%	0.44	(0.95%)	0.09	0.15%	0.53
Arvind Niloy Exports Private Limited	(0.03%)	(1.05)	-	-	(0.11%)	0.01	0.00%	0.01
Arvind Lifestyle Apparel Manufacturing PLC	1.38%	49.89	(6.44%)	(22.70)	20.17%	(1.92)	(7.18%)	(24.62)
Arvind Envisol PLC	(0.76%)	(27.63)	(0.11%)	(0.39)	(11.03%)	1.05	0.19%	0.66
Arvind Enterprises FZC	0.06%	2.23	(0.52%)	(1.83)	6.93%	(0.66)	(0.73%)	(2.49)

# Notes to the Consolidated Financial Statements

for the year ended March 31, 2024

(₹ in Crores)

## Note 47 : Additional information pursuant to Schedule III of Companies Act 2013 (Contd.)

Name of Entities	For the financial year ending on / as at March 31, 2024							
	Net Assets i.e. Total Assets minus Total Liabilities		Share in Profit or (loss)		Share in other Comprehensive Income		Share in Total Comprehensive Income	
	As a % of consolidated net assets	Amount	As a % of consolidated Profit	Amount	As a % of consolidated OCI	Amount	As a % of consolidated Total Comprehensive Income	Amount
<b>- LLP</b>								
Maruti and Ornet Infrabuild LLP	-	-	0.01%	0.04	-	-	0.01%	0.04
Arvind Township LLP (Previously known as Arvind and Smart Value Homes LLP)	0.68%	24.76	-	(0.01)	-	-	-	(0.01)
Syntel Enkay Converged Technologies LLP (previously known as Enkay Converged Technologies LLP)	(0.27%)	(9.77)	1.23%	4.33	-	-	1.26%	4.33
<b>Sub Total</b>		<b>3,839.79</b>		<b>323.63</b>		<b>(9.09)</b>		<b>314.54</b>
Less: Adjustment arising out of consolidation	(9.16%)	(331.75)	3.70%	13.06	0.21%	(0.02)	3.80%	13.04
<b>Total</b>	<b>96.89%</b>	<b>3,508.04</b>	<b>95.48%</b>	<b>336.69</b>	<b>95.69%</b>	<b>(9.11)</b>	<b>95.47%</b>	<b>327.58</b>
Add: Non Controlling Interest in Subsidiaries	2.15%	77.95	4.54%	16.02	3.99%	(0.38)	4.56%	15.64
<b>Add: Joint Ventures and Associates (Investment as per Equity method)</b>								
Arya Omnitalk Radio Trunking Services Private Limited	0.18%	6.43	0.20%	0.70	0.32%	(0.03)	0.20%	0.67
Arudrama Developments Private Limited	0.06%	2.05	-	-	-	-	-	-
Renew Green (GJ Eight) Private Limited	0.72%	26.23	(0.22%)	(0.78)	-	-	(0.23%)	(0.78)
<b>Grand Total</b>	<b>100%</b>	<b>3,620.70</b>	<b>100%</b>	<b>352.63</b>	<b>100%</b>	<b>(9.52)</b>	<b>100%</b>	<b>343.11</b>

Name of Entities	For the financial year ending on / as at March 31, 2023							
	Net Assets i.e. Total Assets minus Total Liabilities		Share in Profit or (loss)		Share in other Comprehensive Income		Share in Total Comprehensive Income	
	As a % of consolidated net assets	Amount	As a % of consolidated Profit	Amount	As a % of consolidated OCI	Amount	As a % of consolidated Total Comprehensive Income	Amount
<b>Parent :</b>								
Arvind Limited	94.15%	3,204.96	85.50%	345.91	107.16%	(14.66)	84.74%	331.25
<b>Subsidiaries :</b>								
<b>- Indian</b>								
Syntel Telecom Limited	0.29%	9.91	0.37%	1.50	-	-	0.38%	1.50
Arvind Envisol Limited	2.14%	72.90	(7.80%)	(31.55)	-	-	(8.07%)	(31.55)
Arvind Internet Limited	-	-	(0.29%)	(1.18)	-	-	(0.30%)	(1.18)
Arvind PD Composites Private Limited	1.64%	55.96	2.25%	9.11	(0.15%)	0.02	2.34%	9.13
Arvind OG Nonwovens Private Limited	1.16%	39.53	1.44%	5.84	0.22%	(0.03)	1.49%	5.81
Arvind Suit Manufacturing Private Limited (Previously known as Arvind Goodhill Suit Manufacturing Private Limited)	0.44%	15.11	(5.26%)	(21.28)	(1.97%)	0.27	(5.38%)	(21.01)
Arvind Sports Fashion Private Limited (Previously Known as Arvind Ruf & Tuf Private Limited)	(2.17%)	(73.76)	(5.18%)	(20.96)	-	-	(5.36%)	(20.96)
Arvind Premium Retail Limited	(0.36%)	(12.13)	(0.23%)	(0.94)	-	-	(0.24%)	(0.94)
Arvind Advanced Materials Limited (Previously known as Arvind Polymer Textiles Limited)	0.16%	5.36	0.30%	1.20	-	-	0.31%	1.20

# Notes to the Consolidated Financial Statements

for the year ended March 31, 2024

(₹ in Crores)

## Note 47 : Additional information pursuant to Schedule III of Companies Act 2013 (Contd.)

Name of Entities	For the financial year ending on / as at March 31, 2023							
	Net Assets i.e. Total Assets minus Total Liabilities		Share in Profit or (loss)		Share in other Comprehensive Income		Share in Total Comprehensive Income	
	As a % of consolidated net assets	Amount	As a % of consolidated Profit	Amount	As a % of consolidated OCI	Amount	As a % of consolidated Total Comprehensive Income	Amount
Arvind Smart Textiles Limited	3.52%	119.70	9.47%	38.31	3.73%	(0.51)	9.67%	37.80
Arvind BKP Berolina Private Limited (Previously known as Arvind Transformational Solutions Private Limited)	(0.00%)	(0.01)	-	-	-	-	-	-
Arya Omnitalk Wireless Solutions Private Limited	2.20%	75.03	2.77%	11.20	(0.66%)	0.09	2.89%	11.29
Arvind Norm CBRN Systems Private Limited	(0.00%)	(0.01)	-	-	-	-	-	-
Arvind Engineered Composite Panels Private Limited (Previously Known as Arvind Polser Engineered Composite Panels Private Limited)	0.28%	9.55	0.90%	3.66	-	-	0.94%	3.66
Arvind Technical Products Private Limited	0.00%	0.01	-	-	-	-	-	-
<b>- Foreign</b>								
Arvind Worldwide Inc.	0.17%	5.91	(0.02%)	(0.07)	(3.36%)	0.46	0.10%	0.39
Westech Advance Materials Limited	-	-	(0.22%)	(0.87)	20.03%	(2.74)	(0.92%)	(3.61)
Arvind Niloy Exports Private Limited	(0.03%)	(1.06)	-	-	(1.17%)	0.16	0.04%	0.16
Arvind Textile Mills Limited	-	-	(0.02%)	(0.08)	0.07%	(0.01)	(0.02%)	(0.09)
Arvind Lifestyle Apparel Manufacturing PLC	1.40%	47.66	(5.47%)	(22.11)	(11.84%)	1.62	(5.24%)	(20.49)
Arvind Envisol PLC	(0.83%)	(28.30)	(4.52%)	(18.27)	3.14%	(0.43)	(4.78%)	(18.70)
Arvind Enterprises FZC	0.14%	4.71	0.24%	0.98	(6.07%)	0.83	0.46%	1.81
AJ Environmental Solutions Company	-	-	0.02%	0.07	1.02%	(0.14)	(0.02%)	(0.07)
<b>- LLP</b>								
Maruti and Ornet Infrabuild LLP	-	-	(7.59%)	(30.70)	-	-	(7.85%)	(30.70)
Syntel Enkay Converged Technologies LLP (previously known as Enkay Converged Technologies LLP)	(0.41%)	(14.09)	0.45%	1.83	-	-	0.47%	1.83
<b>Sub Total</b>		<b>3,536.94</b>		<b>271.60</b>		<b>(15.07)</b>		<b>256.53</b>
Less: Adjustment arising out of consolidation	(8.13%)	(276.64)	34.72%	140.35	(10.82%)	1.48	36.26%	141.83
<b>Total</b>	<b>95.77%</b>	<b>3,260.30</b>	<b>101.83%</b>	<b>411.95</b>	<b>99.34%</b>	<b>(13.59)</b>	<b>101.91%</b>	<b>398.36</b>
Add: Non Controlling Interest in Subsidiaries	1.72%	58.63	(2.13%)	(8.61)	0.73%	(0.10)	(2.22%)	(8.71)
<b>Add: Joint Ventures and Associates (Investment as per Equity method)</b>								
Arya Omnitalk Radio Trunking Services Private Limited	0.21%	7.27	0.38%	1.52	(0.07%)	0.01	0.39%	1.53
Arudrama Developments Private Limited	0.06%	2.05	-	-	-	-	-	-
Arvind Township LLP (Previously known as Arvind and Smart Value Homes LLP)	1.64%	55.83	0.00%	0.01	-	-	0.00%	0.01
Renew Green (GJ Eight) Private Limited	0.59%	20.18	(0.08%)	(0.31)	-	-	(0.08%)	(0.31)
<b>Grand Total</b>	<b>100%</b>	<b>3,404.26</b>	<b>100%</b>	<b>404.56</b>	<b>100%</b>	<b>(13.68)</b>	<b>100%</b>	<b>390.88</b>



# Notes to the Consolidated Financial Statements

for the year ended March 31, 2024

(₹ in Crores)

## Note 48 : Group's Share in Contingent Liability of Joint Ventures

Sr. No.	Particulars	As at March 31, 2024	As at March 31, 2023
1	Disputed Demand in respect of : Service Tax	-	-
2	Claims against the Company not acknowledged as debts	-	-

Note : The above figures are considered based on unaudited financial statements of the respective Joint Ventures.

## Note 49 : Additional Regulatory Disclosures As Per Schedule III Of Companies Act, 2013

Additional Regulatory Information pursuant to Clause 6L of General Instructions for preparation of Balance Sheet as given in Part I of Division II of Schedule III to the Companies Act, 2013, are given hereunder to the extent relevant and other than those given elsewhere in any other notes to the Financial Statements.

- a. The Group does not have any Benami property, where any proceeding has been initiated or pending against the Group for holding any Benami property.
- b. The Group has Fund-based and Non-fund-based limits of Working Capital from Banks and Financial institutions. For the said facility, the revised submissions made by the Group to its lead bankers based on closure of books of accounts at the year end, the revised quarterly returns or statements comprising stock statements, book debt statements, credit monitoring arrangement reports, statements on ageing analysis of the debtors/other receivables, and other stipulated financial information filed by the Group with such banks or financial institutions are in agreement with the unaudited books of account of the Group of the respective quarters and no material discrepancies have been observed.
- c. The Group has not been declared as a willful defaulter by any lender who has powers to declare a company as a willful defaulter at any time during the financial year or after the end of reporting period but before the date when the financial statements are approved.
- d. The Group has not entered into any transactions with companies struck off under section 248 of the Companies Act, 2013 or section 560 of Company Act, 1956.
- e. The Group has complied with the number of layers prescribed under clause (87) of section 2 of the Companies Act 2013 read with Companies (Restrictions on number of Layers) Rules, 2017.
- f. The Group has not advanced or loaned or invested funds to any other person(s) or entity(is), including foreign entities(intermediaries), with the understanding that the intermediary shall;
  - i. Directly or indirectly lend or invest in other persons or entities identified in any manner whatsoever by or on behalf of the Group (Ultimate Beneficiaries) or
  - ii. Provide any guarantee, security or the like to or on behalf of the Ultimate Beneficiaries.
- g. The Group has not received any funds from any person(s) or entity(ies), including foreign entities (Funding Party) with the understanding (whether recorded in writing or otherwise) that the Group shall;
  - i. Directly or indirectly lend or invest in other persons or entities identified in any manner whatsoever by or on behalf of the Funding Party (Ultimate beneficiaries) or
  - ii. Provide any guarantee, security or the like to or on behalf of the Ultimate Beneficiaries.
- h. The Group does not have any transactions which is not recorded in the books of accounts but has been surrendered or disclosed as income during the year in the tax assessments under the Income Tax Act, 1961 (such as, search or survey or any other relevant provisions of the Income Tax Act, 1961).
- i. The Group has not traded or invested in Crypto currency or Virtual Currency during the financial year.



# Notes to the Consolidated Financial Statements

for the year ended March 31, 2024

## Note 50 : Code on Social Security, 2020

The Code on Social Security, 2020 ('Code') relating to employee benefits during employment and post-employment benefits received Indian Parliament approval and Presidential assent in September 2020. The Code has been published in the Gazette of India. However, the date on which the Code will come into effect has not been notified. The Group will assess the impact of the Code when it comes into effect and will record any related impact in the period the Code becomes effective.

## Note 51 : New standards or amendments for the year ended March 31, 2024

The Ministry of Corporate Affairs (MCA) notifies new standards or amendments to the existing standards under Companies (Indian Accounting Standards) Rules as issued from time to time. On March 31, 2023, MCA amended Companies (Indian Accounting Standards) Amendment Rules, 2023, as below, which are applicable from April 1, 2023.

**Ind AS 1, Presentation of Financial Statements** - This amendment requires the entities to disclose their material accounting policies rather than their significant accounting policies. The effective date for adoption of this amendment is annual periods beginning on or after April 1, 2023. The Group has evaluated the amendment and the impact of the amendment is insignificant in the Consolidated financial statements.

**Ind AS 8, Accounting Policies, Changes in Accounting Estimates and Errors** - This amendment has introduced a definition of 'accounting estimates' and included amendments to Ind AS 8 to help entities distinguish changes in accounting policies from changes in accounting estimates. The effective date for adoption of this amendment is annual periods beginning on or after April 1, 2023. The Group has evaluated the amendment and there is no impact on its Consolidated financial statements.

**Ind AS 12, Income Taxes** - This amendment has narrowed the scope of the initial recognition exemption so that it does not apply to transactions that give rise to equal and offsetting temporary differences. The effective date for adoption of this amendment is annual periods beginning on or after April 1, 2023. The Group has evaluated the amendment and there is no impact on its Consolidated financial statements.

## Note 52 : Events Occurring After the Reporting Period

The Group evaluates events and transactions that occur subsequent to the balance sheet date but prior to the approval of financial statements to determine the necessity for recognition and/or reporting of subsequent events and transactions in the financial statements.

The Board of Directors recommended a final dividend of ₹ 3.75 per equity share and one-time special dividend of ₹ 1.00 per equity share, totalling to a dividend of ₹ 4.75 per equity share of face value of ₹ 10 each, for the financial year ended March 31, 2024, subject to approval of shareholders in the ensuing Annual General Meeting.

**For and on behalf of the Board of Directors of Arvind Limited**

**Sanjay S. Lalbhai**  
Chairman & Managing Director  
DIN: 00008329

**Jayesh K. Shah**  
Director & Group Chief Financial Officer  
DIN: 00008349

**Nigam Shah**  
Chief Financial Officer

**Krunal Bhatt**  
Company Secretary

Place: Ahmedabad  
Date: May 6, 2024



## FORM AOC - 1

( Pursuant to first proviso to sub - section ( 3 ) of section 129 read with rule 5 of Companies (Accounts) Rules, 2014 )  
STATEMENT CONTAINING SAILENT FEATURES OF THE FINANCIAL STATEMENT OF SUBSIDIARIES/JOINT VENTURES

## Part "A" : Subsidiaries

Sr. no.	Name of Subsidiary	Reporting Period	Exchange Rate	Share Capital	Other equity	Unse-cured Perpetual Securities	Total Assets	Total Liabilities	Details of Investment	Turnover	Profit/ (Loss) before Taxation	Provision for Taxation	Profit/ (Loss) after Taxation	Proposed Dividend	% of Share Holding
															( ₹ in Crores)
1	Syntel Telecom Limited	March 31, 2024	INR	0.05	10.43	-	11.10	0.62	-	11.20	0.77	0.20	0.57	Nil	100%
2	Arvind PD Composites Private Limited	March 31, 2024	INR	0.31	76.33	-	101.24	24.60	-	113.92	30.27	7.71	22.56	4.51	51%
3	Arvind Envisol Limited (formerly known as Arvind Accel Limited)	March 31, 2024	INR	0.21	79.89	-	171.63	91.53	-	262.68	10.43	3.07	7.36	Nil	100%
4	Arvind OG Nonwovens Private Limited	March 31, 2024	INR	3.49	41.07	-	63.73	19.17	-	98.56	6.80	1.73	5.07	Nil	76.72%
5	Arvind Worldwide Inc.	March 31, 2024	1 USD = ₹ 83.4050	4.19	2.25	-	6.80	0.36	-	8.39	0.55	0.11	0.44	Nil	100%
6	Arvind Lifestyle Apparel Manufacturing PLC	March 31, 2024	1 ETB = ₹ 1.4683	168.56	(124.28)	-	57.53	13.25	-	5.40	(7.73)	-	(7.73)	Nil	99.11%
7	Arvind Niloy Exports Private Limited	March 31, 2024	1 TAKA = ₹ 0.75884	1.43	(2.47)	-	0.20	1.24	-	-	-	-	-	Nil	70%
8	Arvind Sports Fashion Private Limited (Previously Known as Arvind Ruf & Tuf Private Limited)	March 31, 2024	INR	0.95	(91.58)	-	53.09	143.72	-	0.05	(16.87)	-	(16.87)	Nil	90%
9	Arvind Premium Retail Limited	March 31, 2024	INR	0.02	(13.24)	-	0.46	13.68	-	-	(1.09)	-	(1.09)	Nil	51%
10	Arvind Advanced Materials Limited (Previously known as Arvind Polymer Textiles Limited)	March 31, 2024	INR	0.01	6.26	-	128.83	122.56	-	95.34	5.28	0.01	5.27	Nil	100%
11	Arvind Smart Textiles Limited	March 31, 2024	INR	2.49	56.17	65.00	247.42	123.76	21.51	435.65	4.13	(0.02)	4.15	Nil	90%
12	Arvind Envisol PLC	March 31, 2024	1 ETB = ₹ 1.4683	0.68	(28.31)	-	6.00	33.63	-	-	(0.38)	-	(0.38)	Nil	100%
13	Arya Omnitalk Wireless Solutions Private Limited	March 31, 2024	INR	2.00	79.74	-	142.09	60.35	5.34	143.12	17.10	4.20	12.90	Nil	50.06%
14	Arvind Enterprises FZC,	March 31, 2024	1 AED = ₹ 22.7125	0.43	1.80	-	32.60	30.37	-	20.34	(1.85)	-	(1.85)	Nil	73.13%
15	Arvind Technical Products Private Limited	March 31, 2024	INR	0.01	(1.10)	-	50.53	51.62	-	-	(1.10)	-	(1.10)	Nil	100%

## Notes

(A) Investments Exclude Investments in Subsidiaries and LLPs

(B) In the above statement following Foreign Subsidiaries not included as they are treated as "Defunct Company".

- (I) Arvind Spinning Limited
- (II) Arvind Overseas (Mauritius) Limited
- (III) Arvind Worldwide (M) Inc. Mauritius

**FORM AOC - 1****( Pursuant to first proviso to sub - section ( 3 ) of section 129 read with rule 5 of Companies (Accounts) Rules, 2014 )****STATEMENT CONTAINING SAILENT FEATURES OF THE FINANCIAL STATEMENT OF SUBSIDIARIES/JOINT VENTURES****Part "B" : Joint Venture**

( ₹ in Crores)

Sr. no.	Particulars	Arya Omnitalk Radio Trunking Services Private Limited	Arudrama Developers Private Limited
		(a)	(b)
1	Latest Audited Balance Sheet Date	3/31/2024	3/31/2024
2	Shares of Joint Ventures held by company on the year end		
	i) Number	1,005,000	50,000
	ii) Amount of Investment in Joint Ventures	6.01	2.05
	iii) Extend of Holding%	49.94%	50.00%
3	Description of how there is significant influence	Note A	Note A
4	Reason why the joint venture is not consolidated	Not Applicable	Not Applicable
5	Net worth attributable to shareholding as per latest Audited Balance sheet	6.45	2.05
6	Profit / ( Loss ) for the year		
	i) Considered in Consolidation	0.67	(₹ 7,489/-)
	ii) Not Considered in Consolidation	-	-

**Note :**

A There is Significant influence due to percentage(%) of Share Capital.

**Sanjay S. Lalbhai**  
Chairman & Managing Director  
DIN: 00008329

**Jayesh K. Shah**  
Director & Group Chief Financial Officer  
DIN: 00008349

**Nigam Shah**  
Chief Financial Officer

**Krunal Bhatt**  
Company Secretary

Place: Ahmedabad  
Date: May 6, 2024



## Locations & Sites for the Year 2023-24

Locations & Sites		
<b>Lifestyle Fabrics - Denim</b> Arvind Limited Naroda Road Ahmedabad - 380025 Gujarat, India Tel : +91-79-68268000/ 68268164 Fax : +91-79-68268671 E-mail : <a href="mailto:karan.ojha@arvind.in">karan.ojha@arvind.in</a>	<b>Lifestyle Fabrics - Voiles</b> Ankur Textiles Outside Raipur Gate Ahmedabad - 380022 Gujarat, India Tel : +91-79-68267200 Fax : +91-79-68267350 E-mail : <a href="mailto:anurag.badal@arvind.in">anurag.badal@arvind.in</a>	<b>Lifestyle Fabrics - Shirting, Khakis and Knitwear</b> Arvind Limited PO Khatrej, Taluka Kalol Dist. Gandhinagar - 382721 Gujarat, India Tel : +91-2764-395000 Fax : +91-2764-395040 E-mail : <a href="mailto:karan.ojha@arvind.in">karan.ojha@arvind.in</a>
<b>Lifestyle Apparel - Knits Arvind Limited</b> PO Khatrej, Taluka Kalol Dist. Gandhinagar - 382721 Gujarat, India Tel : +91-2764-395410 E-mail : <a href="mailto:venkatesha.babu@arvindexports.com">venkatesha.babu@arvindexports.com</a>	<b>Lifestyle Apparel - Jeans</b> Arvind Limited #26/2, 27/2, Kenchenahalli, Mysore Road Near Bangalore University Bangalore - 560059 Tel : +91-80-46819000 E-mail : <a href="mailto:ashish.kumar@arvindexports.com">ashish.kumar@arvindexports.com</a>	<b>Lifestyle Apparel - Shirts</b> Arvind Limited # 63/9, Dodda Thogur Village Electronic City Hosur Road, Bangalore - 560100 Karnataka, India Tel : +91-80-40715000 E-mail : <a href="mailto:venkatesha.babu@arvindexports.com">venkatesha.babu@arvindexports.com</a>
Arvind Limited Division Arvind Intex Rajpur Road, Gomtipur Ahmedabad - 380021 Gujarat, India Tel : +91-79-68269200 E-mail : <a href="mailto:jigger.shastri@arvind.in">jigger.shastri@arvind.in</a>	Arvind Cotspin D-64, MIDC, Gokul Shirgaon Tal. Karveer, Kolhapur - 416234 Maharashtra, India Tel : +91-0231-2672455/56/57/2672980 E-mail : <a href="mailto:suresh.kudache@arvind.in">suresh.kudache@arvind.in</a>	
Subsidiaries & Joint Ventures		
<b>Adient Arvind Automotive Fabrics India Private Limited</b> Arvind Ltd. Premises, Santej / Khatraj Industrial Complex PO Khatraj Tal-Kalol, Dist- Gandhinagar - 382721 Gujarat, India Tel : 9845146992 E-mail : <a href="mailto:bijay.agarwal@arvind.in">bijay.agarwal@arvind.in</a>	<b>Arvind Goodhill Suit Manufacturing Private Limited</b> Plot No. 50 B1 & 50 C1, Survey No. 299 Bommasandra Industrial Area Bangalore - 560099 Tel : 080-49461000 E-mail : <a href="mailto:ashish.kumar@arvindexports.com">ashish.kumar@arvindexports.com</a>	<b>Arvind PD Composites Private Limited</b> Village: Moti Bhojan, Tal-Kalol Dist - Gandhinagar - 382721 Gujarat, India Tel : 02764-676297 E-mail : <a href="mailto:shreyans.patel@arvind-pd.in">shreyans.patel@arvind-pd.in</a>
<b>Arvind OG Nonwovens Private Limited</b> Block No. 315/p, Plot No. 92 Village : Kharanti, P.O. Simej Ta. Dholka, Dist. Ahmedabad - 382265 Gujarat, India Tel : 02714-304400 E-mail : <a href="mailto:amit.pal@arvind.in">amit.pal@arvind.in</a>	<b>Arvind Smart Textiles Limited</b> Indus Industrial Park" Plot No. 1, 2, 3, 4, 11, 12 & 13 SY No. 504 & 506, Opp. Pharma SEZ Sarkhej-Bavla Road, NH-8A Matoda, Sanand Ahmedabad, Gujarat, India Tel : 8506085002 E-mail :	<b>Arvind Smart Textiles Limited</b> Plot No. 253, 255 and 256, Ring Road Near Vinaika Shed, Rampur, Maiti Ranchi - 834010 Tel : 8003573957 E-mail : <a href="mailto:darshan.bagadia@arvind.in">darshan.bagadia@arvind.in</a>
<b>Arvind Envisol Limited</b> Arvind Mill Premises Naroda Road, Ahmedabad - 380025 Tel : 079-68268000 Fax : 079-68268677 E-mail : <a href="mailto:support.envisol@arvind.in">support.envisol@arvind.in</a> ; <a href="mailto:dinesh.yadav@arvind.in">dinesh.yadav@arvind.in</a>	<b>Arya Omnitalk Wireless Solutions Private Limited</b> Corporate Office: Unit No. A202, 2 <sup>nd</sup> Floor Summer Court, Magarpatta City Pune - 411013 Tel : +91-20-67470100 (Board line) Fax : +91-20-67470199 E-mail : <a href="mailto:ssagarwal@aryaomnitalk.com">ssagarwal@aryaomnitalk.com</a>	<b>Arya Omnitalk Radio Trunking Services Private Limited</b> Corporate Office: Unit No. A202, 2 <sup>nd</sup> Floor Summer Court, Magarpatta City Pune - 411013 Tel : +91-20-67470100 (Board line) Fax : +91-20-67470199 E-mail : <a href="mailto:ssagarwal@aryaomnitalk.com">ssagarwal@aryaomnitalk.com</a>
Overseas Offices		
<b>Arvind Denim Lab (adlo)</b> "525 7 <sup>th</sup> Ave, Suite 1714, New York, NY - 10018 NY - 10018 Tel : 212-431-4256" E-mail : <a href="mailto:Viresh@arvinddenimlab.com">Viresh@arvinddenimlab.com</a> Cell: 732-763-8179	<b>Arvind Textile Mills Limited</b> House no#192(5 <sup>th</sup> Floor) , Road No#2 Baridhara Dohas, Dhaka-1206 ,Bangladesh T:+880 258814642 M:+8801613006953 E-mail: <a href="mailto:asaduzzaman@arvind.in">asaduzzaman@arvind.in</a>	<b>Arvind Lifestyle Apparel Manufacturing PLC</b> Shed No. 5, Bole Lemi Industrial Zone Woreda 11, Bole Sub-city Addis Ababa, Ethiopia T:+251 91 250 4309

Shareholders will be entitled to an additional

**20%**  
**DISCOUNT**

on their purchases from [www.nnnow.com](http://www.nnnow.com)



ARVSC2024



**The process to avail the discount is as follows:**

- Please visit the website [www.nnnow.com](http://www.nnnow.com).
- Please register yourself and open an account by providing some details – such as name, mobile number and email id.
- Select the products that you want to purchase and add them to your cart.
- At the checkout page – please enter ARVSC2024 in the space provided for 'Apply Coupon Code' and apply.
- You will receive an additional 20% discount on the cart value.
- Choose your payment method, place your order and complete the transaction.

**Terms & Conditions:**

- The coupon code is valid up to 30<sup>th</sup> September, 2025.
- No minimum purchase is required.
- The coupon code is valid against one transaction only.
- The coupon code cannot be revalidated after the expiry date has passed.
- Any disputes should be referred to the Company and the decision of the Company shall be final and binding. Disputes, if any, are subjected to Ahmedabad jurisdiction.

**If undelivered, please return to:**

Arvind Limited, Naroda Road, Ahmedabad-380 025. INDIA

**SCAN TO DOWNLOAD  
THE REPORT**



**[www.arvind.com](http://www.arvind.com)**

Concept, Content & Design: WyattPrism Communications ([info@wyatt.co.in](mailto:info@wyatt.co.in))