

Pre

## Shareholding Pattern Pre Scheme of Arrangement under Regulation 31 of SEBI (Listing Obligations and Disclosure Requirements)

1.	Name of Listed Entity: Arvind Limited
2.	Scrp Code/Name of Scrip/Class of Security: 500101
3.	Share Holding Pattern Filed under: Reg. 31(1)(a)/Reg. 31(1)(b)/Reg.31(1)(c)
	a. If under 31(1)(b) then indicate the report for Quarter ending
	b. If under 31(1)(c) then indicate date of allotment/extinguishment
4.	Declaration: The Listed entity is required to submit the following declaration to the extent of submission of information:-

Particulars	Yes*	No*
1 Whether the Listed Entity has issued any partly paid up shares?		No
2 Whether the Listed Entity has issued any Convertible Securities or Warrants?		No
3 Whether the Listed Entity has any shares against which depository receipts are issued?	Yes	No
4 Whether the Listed Entity has any shares in locked-in?		No
5 Whether any shares held by promoters are pledge or otherwise encumbered?	Yes	No

\* If the Listed Entity selects the option 'No' for the questions above, the columns for the partly paid up shares, Outstanding Convertible Securities/Warrants, depository receipts, locked-in shares, No of shares pledged or otherwise encumbered by promoters, as applicable, shall not be displayed at the time of dissemination on the Stock Exchange website. Also wherever there is 'No' declared by Listed Entity in above table the values will be considered as 'Zero' by default on submission of the format of holding of specified securities.

GENERATED ON :14/11/2017

NSDL : 10/11/2017

CDSL :10/11/2017




**Arvind Limited**

**Table I - Summary Statement holding of specified securities Pre Scheme of Arrangement**

Category (I)	Category of shareholder (II)	Nos. of shareholders (III)	No. of fully paid up equity shares held (IV)	No. of Partly paid-up equity shares held (V)	No. of shares underlying Depositor Receipts (VI)	Total nos. shares held (VII) = (IV) + (V)	Sharehold ing as a % of total no. of shares (calculate d as per SCRR, 1957) (VIII) As a % of (VII)	Number of Voting Rights held in each class of securities		Shares Underlying Outstand ing convertibl e securities (including securities (X))	ing, as a % assum ing full conversio n of convertibl e securities (X) = (XI) =	Number of Locked in shares		Number of Shares pledged or otherwise encumbered		Number of equity shares held in demateria lised form (XIV)
								No of Voting Rights Class eg: X	Class eg: Y Total (A+B+C)			No. (a) held(a)	As a % of total Shares held(b)	No. (a) held(a)	As a % of total Shares held(b)	
(A)	Promoter & Promoter Group	37	110998394	0	0	110998394	42.9306	110998394	0	42.9306	0	0.0000	5550000	5.000000	110998394	
(B)	Public	183781	147554525	0	0	147554525	57.0694	147554525	0	57.0694	0	0.0000	NA	NA	144403686	
(C)	Non Promoter - Non Public															
(C1)	Shares Underlying DRs	1	14150	0	0	14150	0.0000	0	0	0.0000	0	0.0000	NA	NA	0	
(C2)	Shares Held By Employee Trust	0	0	0	0	0	0.0000	0	0	0.0000	0	0.0000	NA	NA	0	
	Total	183819	258567069	0	0	258567069	100.0000	258567069	0	100.0000	0	0.0000	5550000	2.146400	255402080	

GENERATED ON : 14/11/2017 NSDL : 10/11/2017 CDSL : 10/11/2017






Sl. No.	Category & Name of the shareholders	PAN	No. of shareholders	No. of fully paid up equity shares held	Partly paid-up equity shares held	No. of shares underlying Depository Receipts	Total nos. of shares held (VII) = (IV) + (V) + (VI)	Shareholding % as per SCRR, 1957 As amended (VII)/(VI) As % of Total nos. of Shares held (A+B+C)	Shareholding % (VIII) As % of Total nos. of Shares held (A+B+C)	No. of Voting Securities	Class of Securities (A+B+C)	Total as % of securities held (A+B+C)	Shares Underlying Outstanding convertible securities (including convertible securities)	Ing. as assuming full conversion of convertible securities (including securities)	No. of Locked in Shares	Number of Shares pledged or otherwise encumbered	Number of equity shares held in dematerialised form	
																		(a)
1	(a) Indian Individuals / Hindu Undivided Family																	
	Manabhai Manabhai Lalbhai	ABCP18306R	2	75845	0	0	75845	0.0293	0.0293	0	75845	0.0293	0	0.0293	0	0	0	75845
	Savitri Lalbhai	ABCP16609G	2	38052	0	0	38052	0.0147	0.0147	0	38052	0.0147	0	0.0147	0	0	0	38052
	Budhini Manini Rajiv	ABCP16609G	1	9712	0	0	9712	0.0038	0.0038	0	9712	0.0038	0	0.0038	0	0	0	9712
	Sunil Siddharth Lalbhai	ABCP10691R	1	6402	0	0	6402	0.0025	0.0025	0	6402	0.0025	0	0.0025	0	0	0	6402
	Vimla S Lalbhai	ABCP16609D	2	5437	0	0	5437	0.0021	0.0021	0	5437	0.0021	0	0.0021	0	0	0	5437
	Taral S Lalbhai	AAVP11610K	1	4590	0	0	4590	0.0018	0.0018	0	4590	0.0018	0	0.0018	0	0	0	4590
	Punit Sanjaybhai	ABCP11397R	1	4074	0	0	4074	0.0016	0.0016	0	4074	0.0016	0	0.0016	0	0	0	4074
	Aditya Lalbhai	ACPL18308R	1	3714	0	0	3714	0.0014	0.0014	0	3714	0.0014	0	0.0014	0	0	0	3714
	Sonjyothi Shrenikbhai Lalbhai	ABCP16596P	3	1925	0	0	1925	0.0007	0.0007	0	1925	0.0007	0	0.0007	0	0	0	1925
	Jayshreeben Sanjaybhai Lalbhai	AAAP14680A	2	1564	0	0	1564	0.0006	0.0006	0	1564	0.0006	0	0.0006	0	0	0	1564
	Sunil Siddharth	AAH5624ZP	1	345	0	0	345	0.0001	0.0001	0	345	0.0001	0	0.0001	0	0	0	345
	Kalpna Shriyal Morakhe	AFCPM976ZE	1	18	0	0	18	0.0000	0.0000	0	18	0.0000	0	0.0000	0	0	0	18
	Central Government / State Government(s)		1	12	0	0	12	0.0000	0.0000	0	12	0.0000	0	0.0000	0	0	0	12
	Financial Institutions / Banks		0	0	0	0	0	0.0000	0.0000	0	0	0.0000	0	0.0000	0	0	0	0
	Any Other (Specify)		0	0	0	0	0	0.0000	0.0000	0	0	0.0000	0	0.0000	0	0	0	0
	Bodles Corporate		20	11092254	0	0	11092254	42.9013	42.9013	9	11092254	42.9013	0	42.9013	0	5550000	5.0000	11092254
	Aura Securities Private Limited	AACT14637N	20	11092254	0	0	11092254	42.9013	42.9013	9	11092254	42.9013	0	42.9013	0	5550000	5.0000	11092254
	Ami Employee Welfare Trust	AAAT14230E	2	95561810	0	0	95561810	36.9603	36.9603	0	95561810	36.9603	0	36.9603	0	1659000	1.6591	95561810
	Atul Limited	AAAC12900M	1	6527317	0	0	6527317	2.4472	2.4472	0	6527317	2.4472	0	2.4472	0	3500000	3.5157	6527317
	Aaram Holdings Private Limited	AAAC12900M	1	4127471	0	0	4127471	1.5564	1.5564	0	4127471	1.5564	0	1.5564	0	0	0	4127471
	Amazon Investments Private Limited	AAAC12900M	1	1876258	0	0	1876258	0.7257	0.7257	0	1876258	0.7257	0	0.7257	0	0	0	1876258
	Aura Business Venture LLP	AAAC12900M	1	1152562	0	0	1152562	0.4459	0.4459	0	1152562	0.4459	0	0.4459	0	0	0	1152562
	Lalhai Realty Finance Private Limited	AAAC12900M	1	810000	0	0	810000	0.3133	0.3133	0	810000	0.3133	0	0.3133	0	0	0	810000
	Aura Investments Private Limited	AAAC12900M	1	455000	0	0	455000	0.1760	0.1760	0	455000	0.1760	0	0.1760	0	0	0	455000
	Aeon Investments Private Limited	AAAC12900M	1	179244	0	0	179244	0.0693	0.0693	0	179244	0.0693	0	0.0693	0	0	0	179244
	Amara Investments Private Limited	AAAC12900M	1	132296	0	0	132296	0.0512	0.0512	0	132296	0.0512	0	0.0512	0	0	0	132296
	Amarsingh Holdings Private Limited	AAAC12900M	1	115000	0	0	115000	0.0445	0.0445	0	115000	0.0445	0	0.0445	0	0	0	115000
	Amara Business Venture Ltd	AAAC12900M	1	94250	0	0	94250	0.0365	0.0365	0	94250	0.0365	0	0.0365	0	0	0	94250
	Amara Holdings Private Limited	AAAC12900M	1	84505	0	0	84505	0.0327	0.0327	0	84505	0.0327	0	0.0327	0	0	0	84505
	Aurham Investments Private Limited	AAAC12900M	1	6000	0	0	6000	0.0023	0.0023	0	6000	0.0023	0	0.0023	0	0	0	6000
	Alshiba Holdings Private Limited	AAAC12900M	1	136	0	0	136	0.0001	0.0001	0	136	0.0001	0	0.0001	0	0	0	136
	Aura Merchandise Pvt. Ltd	AAAC12900M	1	100	0	0	100	0.0000	0.0000	0	100	0.0000	0	0.0000	0	0	0	100
	Fast Credit Consulting Pvt.Ltd.	AAAC12900M	1	100	0	0	100	0.0000	0.0000	0	100	0.0000	0	0.0000	0	0	0	100
	Sub Total (A)(1)		37	11099839	0	0	11099839	42.9306	42.9306	4	11099839	42.9306	0	42.9306	0	5550000	5.0000	11099839
	Foreign		4	4	0	0	4	0.0000	0.0000	0	4	0.0000	0	0.0000	0	0	0	4
	Individuals (Non-Resident Individuals / Foreign Individuals)		0	0	0	0	0	0.0000	0.0000	0	0	0.0000	0	0.0000	0	0	0	0
	Government		0	0	0	0	0	0.0000	0.0000	0	0	0.0000	0	0.0000	0	0	0	0
	Institutions		0	0	0	0	0	0.0000	0.0000	0	0	0.0000	0	0.0000	0	0	0	0
	Foreign Portfolio Investor		0	0	0	0	0	0.0000	0.0000	0	0	0.0000	0	0.0000	0	0	0	0
	Any Other (Specify)		0	0	0	0	0	0.0000	0.0000	0	0	0.0000	0	0.0000	0	0	0	0
	Sub Total (A)(2)		0	0	0	0	0	0.0000	0.0000	0	0	0.0000	0	0.0000	0	0	0	0
	Total Shareholding Of Promoter And Promoter Group (A)= (A)(1)+(A)(2)		37	11099839	0	0	11099839	42.9306	42.9306	4	11099839	42.9306	0	42.9306	0	5550000	5.0000	11099839

Details of Shares which remain unclaimed may be given hear along with details such as number of shareholders, outstanding shares held in demat/unclaimed suspense account, voting rights which are frozen etc.

Note:  
 (1) PAN would not be displayed on website of Stock Exchanges)  
 (2) The term 'Encumbrance' has the same meaning as assigned under regulation 28(i) of SEBI (Substantial Acquisition of Shares and Takeovers) Regulations, 2011.  
 GENERATED ON : 14/11/2017 NSDL : 10/11/2017 CDSL : 10/11/2017



**Arvind Limited**

**Table III - Statement showing shareholding pattern of the Public shareholder Pro Scheme of Arrangement**

Category & Name of the shareholders	PAN	Nos. of shareholders	No. of fully paid up equity shares held	Partly paid-up equity shares held	No. of shares underlying Depository Receipts	Shareholding % as per SCRR, 1957 As % of Total nos. shares held (A+B+C+D)	Number of Voting Rights in each class of securities		Shares Underlying Outstanding convertible securities (including securities held in dematerialized form)	Number of Locked in shares		Number of Shares pledged or otherwise encumbered		Number of equity shares held in dematerialized form
							(A)	(B)		(C)	(D)	(E)	(F)	
1														
(a)	Institutions													
(a)	Mutual Fund	84	26139534	0	0	10.1293	26139534	0	0	0	0	0	0	26139534
	Kotak Select Focus Fund		1500000	0	0	1.9338	1500000	0	0	0	0	0	0	1500000
	Franklin Templeton Mutual Fund A/C Franklin India		4600000	0	0	1.7791	4600000	0	0	0	0	0	0	4600000
	Sundaram Mutual Fund A/C Sundaram Select Mid		3642377	0	0	1.4088	3642377	0	0	0	0	0	0	3642377
(b)	Venture Capital Funds	0	0	0	0	0.0000	0	0	0	0	0	0	0	0
(c)	Alternate Investment Funds	1	3600	0	0	0.0022	3600	0	0	0	0	0	0	3600
(d)	Foreign Venture Capital Investors	0	0	0	0	0.0000	0	0	0	0	0	0	0	0
(e)	Foreign Portfolio Investor	216	65077822	0	0	26.7171	65077822	0	0	0	0	0	0	65077822
	Nordia 3 Sica - Emerging Stars Equity Fund		5469172	0	0	5.4691	5469172	0	0	0	0	0	0	5469172
	Mutual Private Equity FII		4942292	0	0	1.9115	4942292	0	0	0	0	0	0	4942292
(f)	Financial Institutions / Banks	61	8648027	0	0	3.3448	8648027	0	0	0	0	0	0	8648027
(g)	Life Insurance Corporation of India	1	84218439	0	0	3.2399	84218439	0	0	0	0	0	0	84218439
(h)	Insurance Companies	0	0	0	0	0.0000	0	0	0	0	0	0	0	0
(i)	Provident Funds / Pension Funds	2	100	0	0	0.0000	100	0	0	0	0	0	0	100
(j)	Any Other (Specify)	1	150	0	0	0.0001	150	0	0	0	0	0	0	150
	Foreign Bank	1	750	0	0	0.0003	750	0	0	0	0	0	0	750
	UTI	1	10392238	0	0	10.3922	10392238	0	0	0	0	0	0	10392238
	Sub Total (B)(1)	365	3	0	0	40.1939	3	0	0	0	0	0	0	3
	Central Government / State Government(s) / President of India													
2														
	Central Government / State Government(s)													
	Sub Total (B)(2)	1	200	0	0	0.0001	200	0	0	0	0	0	0	200
3														
	Non-Institutions	1	200	0	0	0.0001	200	0	0	0	0	0	0	200
(a)	Individuals	0	0	0	0	0.0000	0	0	0	0	0	0	0	0
	i. Individual shareholders holding nominal share capital up to Rs. 2 lakhs.	172499	26520977	0	0	10.2575	26520977	0	0	0	0	0	0	26520977
	ii. Individual shareholders holding nominal share capital in excess of Rs. 2 lakhs.	76	5174895	0	0	5.1749	5174895	0	0	0	0	0	0	5174895
(b)	NBFCs registered with RBI	0	0	0	0	0.0000	0	0	0	0	0	0	0	0
(c)	Employee Trusts	0	0	0	0	0.0000	0	0	0	0	0	0	0	0
(d)	Overseas Depositor(s) (holding DIs) (balancing figure)	0	0	0	0	0.0000	0	0	0	0	0	0	0	0
(e)	Any Other (Specify)	5900	11936070	0	0	11.9361	11936070	0	0	0	0	0	0	11936070
	Trusts	22	1040497	0	0	1.0405	1040497	0	0	0	0	0	0	1040497
	Hindu Undivided Family	2177	1295604	0	0	12.9560	1295604	0	0	0	0	0	0	1295604
	Non Resident Indians (Non Resnt)	577	434697	0	0	4.3470	434697	0	0	0	0	0	0	434697
	Non Resident Indians (Repst)	2265	880330	0	0	8.8033	880330	0	0	0	0	0	0	880330
	Overseas Bodies / Corporates	1	2900	0	0	0.0290	2900	0	0	0	0	0	0	2900
	Cleaning Member	572	2101752	0	0	21.0175	2101752	0	0	0	0	0	0	2101752
	Residua Corporate	1086	6180290	0	0	61.8029	6180290	0	0	0	0	0	0	6180290
	Sub Total (B)(3)	183415	43631942	0	0	43.6319	43631942	0	0	0	0	0	0	43631942
	Total Public Shareholding (B)= (B)(1)+(B)(2)+(B)(3)	183781	57065452	0	0	57.0654	57065452	0	0	0	0	0	0	57065452

Details of the shareholders setting as persons in Concert including their shareholding (No. and %):

No. of shareholders	No. of Shares

Details of shares which remain unclaimed may be given hear along with details such as number of shareholders, outstanding shares held in demat/unclaimed suspense account, voting rights which are frozen etc.

Note :  
 (1) PAN would not be displayed on website of Stock Exchange(s).  
 (2) The above format needs to disclose name of all holders holding more than 1% of total number of shares  
 (3) W.r.t. the information pertaining to Depository Receipts, the same may be disclosed in the respective columns to the extent information available and the balance to be disclosed as held by custodian.

Table IV - Statement showing shareholding pattern of the Non Promoter- Non Public shareholder Pre Scheme of Arrangement

Category & Name of the shareholders	PAN	Nos. of sharehold-ers	No. of fully paid up equity shares held	Partly paid-up equity shares held	No. of shares underlying Depository Receipts	Shareholding % as per SCRR, 1957 As a % of (A+B+C2)	Number of Voting Rights held in each class of securities		Shares Underlying Outstanding convertible securities (including securities held by)	Number of Locked In shares	Number of Shares pledged or otherwise encumbered		Number of equity shares held in dematerialised form (XIV)
							No of Voting Rights Class eg: X	Class eg: Y Total (X)			No. (a)	As a % of total Shares held(b)	
1 Custodian/DR Holder		1	14150	0	0	0.0055	14150	0	0.0055	0	0.0000	NA	0
2 Employee Benefit Trust (under SEBI (Share based Employee Benefit) Regulations, 2014)		0	0	0	0	0.0000	0	0	0.0000	0	0.0000	NA	0
Total Non-Promoter- Non Public Shareholding (C)= (C1)+(C1)2		1	14150	0	0	0.0055	14150	0	0.0055	0	0.0000	NA	0

Note :

- (1) PAN would not be displayed on website of Stock Exchange(s).
- (2) The above format needs to disclose name of all holders holding more than 1% of total number of shares
- (3) W.r.t. the information pertaining to Depository Receipts, the same may be disclosed in the respective columns to the extent information available and the balance to be disclosed as held by custodian.

GENERATED ON :14/11/2017 NSDL : 10/11/2017 CDSL :10/11/2017



Post

**Shareholding Pattern Post Scheme of Arrangement under Regulation 31 of SEBI (Listing Obligations and Disclosure Requirements)**

1.	Name of Listed Entity: Arvind Limited
2.	Scrip Code/Name of Scrip/Class of Security: 500101
3.	Share Holding Pattern Filed under: Reg. 31(1)(a)/Reg. 31(1)(b)/Reg.31(1)(c) a. If under 31(1)(b) then indicate the report for Quarter ending b. If under 31(1)(c) then indicate date of allotment/extinguishment
4.	Declaration: The Listed entity is required to submit the following declaration to the extent of submission of information:-

Particulars	Yes*	No*
1 Whether the Listed Entity has issued any partly paid up shares?		No
2 Whether the Listed Entity has issued any Convertible Securities or Warrants?		No
3 Whether the Listed Entity has any shares against which depository receipts are issued?	Yes	
4 Whether the Listed Entity has any shares in locked-in?		No
5 Whether any shares held by promoters are pledge or otherwise encumbered?	Yes	

\* If the Listed Entity selects the option 'No' for the questions above, the columns for the partly paid up shares, Outstanding Convertible Securities/Warrants, depository receipts, locked-in shares, No of shares pledged or otherwise encumbered by promoters, as applicable, shall not be displayed at the time of dissemination on the Stock Exchange website. Also wherever there is 'No' declared by Listed Entity in above table the values will be considered as 'Zero' by default on submission of the format of holding of specified securities.


GENERATED ON :14/11/2017 NSDL : 10/11/2017 CDSL :10/11/2017



Table I - Summary Statement holding of specified securities Post Scheme of Arrangement

Category	Category of shareholder	Nos. of shareholders	No. of fully paid up equity shares held	No. of Partly paid-up equity shares held	No. of underlying Depository Receipts	Shareholding as a % of total no. of shares (calculate as per SCRR, 1957)	Number of Voting Rights held in each class of securities		Shares Underlying Outstanding securities (including convertible securities)	Ing, as a % assuming full conversion of convertible securities	Number of Locked In shares		Number of Shares pledged or otherwise encumbered		Number of equity shares held in dematerialized form
							No of Voting Rights Class eg: X Class eg: Y Total (A+B+C)	Total as a % of (A+B+C)			No. (a)	As a % of total Shares held (b)	No. (a)	As a % of total Shares held (b)	
(A)	Promoter & Promoter Group	37	11098394	0	0	11098394/42.9306	11098394	0	42.9306	0	0.0000	5550000	5.000000	11098394	
(B)	Public	183781	14755425	0	0	14755425/57.0694	14755425	0	57.0694	0	0.0000	NA	NA	144403686	
(C)	Non Promoter - Non Public														
(C1)	Shares Underlying DRs	1	14150	0	0	14150/0.0000	0	0	0.0000	0	0.0000	NA	NA	0	
(C2)	Shares Held By Employee Trust	0	0	0	0	0/0.0000	0	0	0.0000	0	0.0000	NA	NA	0	
	Total	183819	25856706	0	0	25856706/100.0000	25856706	0	100.0000	0	0.0000	5550000	2.146400	255402080	

GENERATED ON :14/11/2017 NSDL : 10/11/2017 CDSL :10/11/2017





**Arvind Limited**

**Table II - Statement showing shareholding pattern of the Promoter and Promoter Group Post Scheme of Arrangement**

Category & Name of the shareholders	PAN	Nos. of shareholders	No. of fully paid up equity shares held	Partly paid-up equity shares held	No. of shares underlying Depositor Rights	Shareholding % as per SCR, As a % of (A+B+C2) X (VIII) As a % of (VII) =	Number of Voting Rights held in each class of securities			Shares Underlying % Outstanding convertible securities (including convertible securities) (IX) =	Number of Locked In shares		Number of Shares pledged or otherwise encumbered		Number of equity shares held in dematerialised form
							Class eg: (A+B+C2) X	Class eg: Y	Total (A+B+C2) X		As a % of total Shares held (b)	As a % of total Shares held (c)	No. (a)	No. (a)	
(a) Indian															
(a) Individuals / Hindu Undivided Family															
Hansaben Manganbhai Lalbhai	ABCP18306R	17	75845	0	0	0.0293	75845	0	0.0293	0	0.0000	0	0.0000	75845	
Suresh Lalbhai	ABBP16609G	2	38052	0	0	0.0147	38052	0	0.0147	0	0.0000	0	0.0000	38052	
Baldevn Manganbhai Rajy	ABEPN2500D	1	9712	0	0	0.0038	9712	0	0.0038	0	0.0000	0	0.0000	9712	
Sunil Siddharth Lalbhai	AAEPL0691R	1	6402	0	0	0.0028	6402	0	0.0028	0	0.0000	0	0.0000	6402	
Vimla S Lalbhai	ABCP16407D	2	5437	0	0	0.0021	5437	0	0.0021	0	0.0000	0	0.0000	5437	
Teraji Lalbhai	AAEPL1610K	1	4590	0	0	0.0018	4590	0	0.0018	0	0.0000	0	0.0000	4590	
Punit Sanjaybhai	ABBP11987R	1	4074	0	0	0.0016	4074	0	0.0016	0	0.0000	0	0.0000	4074	
Ashba Lalbhai	ACPL18308R	1	3714	0	0	0.0014	3714	0	0.0014	0	0.0000	0	0.0000	3714	
Sanjaybhai Shrenikbhai Lalbhai	ABCP16596P	3	1925	0	0	0.0007	1925	0	0.0007	0	0.0000	0	0.0000	1925	
Jayshreeben Sanjaybhai Lalbhai	AAADP14080A	2	1564	0	0	0.0006	1564	0	0.0006	0	0.0000	0	0.0000	1564	
AAAFHS3242F		3	345	0	0	0.0001	345	0	0.0001	0	0.0000	0	0.0000	345	
Kalpna Shripal Morakhia	AAAFHS3242F	1	18	0	0	0.0000	18	0	0.0000	0	0.0000	0	0.0000	18	
Central Government / State Government(s)		1	12	0	0	0.0000	12	0	0.0000	0	0.0000	0	0.0000	12	
Financial Institutions / Banks		0	0	0	0	0.0000	0	0	0.0000	0	0.0000	0	0.0000	0	
(b) Any Other (Specify)															
(d) Any Other (Specify)															
Bodles Corporate		20	11092254	0	0	0.0000	11092254	0	0.0000	0	0.0000	0	0.0000	11092254	
Aura Securities Private Limited	AAABT1637N	20	11092254	0	0	42.9303	11092254	0	42.9303	0	0.0000	5550000	5.0035	9	
Ami Employee Welfare Trust	AAATA1230E	3	9551810	0	0	42.9013	9551810	0	42.9013	0	0.0000	5550000	5.0035	10922549	
Atul Limited	AAATC2390M	2	6927317	0	0	36.9609	6927317	0	36.9609	0	0.0000	5950000	1.6591	9551810	
Agaram Holdings Private Limited	AAACQ8999C	1	4127471	0	0	2.4472	4127471	0	2.4472	0	0.0000	3000000	55.3157	6927317	
Aura Business Ventures LIP	AAACQ8999C	1	1876258	0	0	1.5964	1876258	0	1.5964	0	0.0000	0	0.0000	4127471	
Lalbahai Realty Finance Private Limited	ABHFA4336M	1	1152962	0	0	0.4459	1152962	0	0.4459	0	0.0000	0	0.0000	1152962	
Aeon Investments Private Limited	AAACL1991N	1	810000	0	0	0.3133	810000	0	0.3133	0	0.0000	0	0.0000	810000	
Adore Investments Private Limited	AAACA9605Q	1	179244	0	0	0.1750	179244	0	0.1750	0	0.0000	455000	1.0400	455000	
Anusmodhan Investments Private Limited	AAACA9595M	1	132296	0	0	0.0512	132296	0	0.0512	0	0.0000	0	0.0000	132296	
Amardeep Holdings Private Limited	AAACA9595M	1	115000	0	0	0.0445	115000	0	0.0445	0	0.0000	0	0.0000	115000	
Adhisham Investments Private Limited	AAACQ8999C	1	94250	0	0	0.0365	94250	0	0.0365	0	0.0000	0	0.0000	94250	
Akskiba Holdings Private Limited	AAEPC4790D	1	6000	0	0	0.0023	6000	0	0.0023	0	0.0000	0	0.0000	6000	
Aura Merchandise Pvt. Ltd.	AAACA9600M	1	136	0	0	0.0001	136	0	0.0001	0	0.0000	0	0.0000	136	
Aura Securities Pvt. Ltd.	AAACA9600M	1	100	0	0	0.0000	100	0	0.0000	0	0.0000	0	0.0000	100	
Fast Credit Consulting Pvt.Ltd.	ABBF4102H	1	100	0	0	0.0000	100	0	0.0000	0	0.0000	0	0.0000	100	
Sub Total (A)(1)		37	11099839	0	0	42.9306	11099839	0	42.9306	0	0.0000	5550000	5.0001	11099839	
Foreign		4	4	0	0	0.0000	4	0	0.0000	0	0.0000	0	0.0000	4	
(a) Individuals (Non-Resident Individuals / Foreign Individuals)		0	0	0	0	0.0000	0	0	0.0000	0	0.0000	0	0.0000	0	
(b) Government		0	0	0	0	0.0000	0	0	0.0000	0	0.0000	0	0.0000	0	
(c) Institutions		0	0	0	0	0.0000	0	0	0.0000	0	0.0000	0	0.0000	0	
(d) Foreign Portfolio Investor		0	0	0	0	0.0000	0	0	0.0000	0	0.0000	0	0.0000	0	
(e) Any Other (Specify)		0	0	0	0	0.0000	0	0	0.0000	0	0.0000	0	0.0000	0	
Sub Total (A)(2)		0	0	0	0	0.0000	0	0	0.0000	0	0.0000	0	0.0000	0	
Total Shareholding Of Promoter And Promoter Group (A) = (A)(1)+(A)(2)		37	11099839	0	0	42.9306	11099839	0	42.9306	0	0.0000	5550000	5.0001	11099839	

Details of Shares which remain unclaimed may be given hear along with details such as number of shareholders, outstanding shares held in demat/unclaimed suspense account, voting rights which are frozen etc.

Note : (1) PAN would not be displayed on website of Stock Exchange(s)

(2) The term "Encumbrance" has the same meaning as assigned under regulation 28(3) of SEBI (Substantial Acquisition of Shares and Takeovers) Regulations, 2011.





Category & Name of the shareholders	PAN	Nos. of shares	No. of fully paid up equity shares held	No. of partly paid-up equity shares held	No. of shares underlying Depository Receipts	Shareholding % as per SCRR, 1957 As % of Total nos. shares held	Number of Voting Rights held in each class of securities			Shares Underlying % Outstanding securities (including convertible securities)	Number of Locked in shares		Number of Shares pledged or otherwise encumbered		Number of equity shares held in dematerialized form (Total form held)
							No. of Voting Rights	Class	% of Total		No. (a)	As a % of total shares held (b)	No. (a)	As a % of total shares held (b)	
1	Institutions	(i)	(ii)	(iii)	(iv)	(v)	(vi)	(vii)	(viii)	(ix)	(x)	(xi)	(xii)	(xiii)	(xiv)
(a)	Mutual Fund														
	Koark Select Focus Fund	26181634	0	0	0	26181634	10.1293	26181634	10.1293	0	0.0000	0	0.0000	26178971	
	Franklin Templeton Mutual Fund A/C Franklin Ind	5000000	0	0	0	5000000	1.9338	5000000	1.9338	0	0.0000	0	0.0000	5000000	
	Sundaram Mutual Fund A/C Sundaram Select Mid	4600000	0	0	0	4600000	1.7791	4600000	1.7791	0	0.0000	0	0.0000	4600000	
(b)	Venture Capital Funds														
	Altara Investment Funds	3642377	0	0	0	3642377	1.4098	3642377	1.4098	0	0.0000	0	0.0000	3642377	
(c)	Foreign Venture Capital Investors														
	Foreign Portfolio Investor	5500	0	0	0	5500	0.0222	5500	0.0222	0	0.0000	0	0.0000	5500	
(d)	Other														
	Nordea 1 Secv - Emerging Stars Equity Fund	59077822	0	0	0	59077822	23.1117	59077822	23.1117	0	0.0000	0	0.0000	59077822	
(e)	Other														
	Multiple Private Equity FII	5469172	0	0	0	5469172	2.1153	5469172	2.1153	0	0.0000	0	0.0000	5469172	
(f)	Financial Institutions / Banks														
	Life Insurance Corporation of India	4942292	0	0	0	4942292	1.9115	4942292	1.9115	0	0.0000	0	0.0000	4942292	
(g)	Insurance Companies														
	Provident Fund/ Pension Funds	8428439	0	0	0	8428439	3.2448	8428439	3.2448	0	0.0000	0	0.0000	8428439	
(h)	Other														
	Any Other (Specify)	400	0	0	0	400	0.0016	400	0.0016	0	0.0000	0	0.0000	400	
(i)	Foreign Bank														
	UTI	500	0	0	0	500	0.0020	500	0.0020	0	0.0000	0	0.0000	500	
(j)	Other														
	Sub Total (a)-(j)	10394238	0	0	0	10394238	40.1939	10394238	40.1939	0	0.0000	0	0.0000	10394238	
2	Central Government/ State Government(s)/ President of India	365	0	0	0	365	0.0014	365	0.0014	0	0.0000	0	0.0000	365	
3	Central Government / State Government(s)														
(a)	Sub Total (a)-(2)	1	200	0	0	200	0.0008	200	0.0008	0	0.0000	0	0.0000	200	
(b)	Individuals														
	Individual shareholders holding nominal share capital up to Rs. 2 lakhs.	177439	26520977	0	0	26520977	10.2575	26520977	10.2575	0	0.0000	0	0.0000	26520977	
(c)	Overseas Depositor(s) holding nominal share capital in excess of Rs. 2 lakhs.	76	5174895	0	0	5174895	2.0015	5174895	2.0015	0	0.0000	0	0.0000	5174895	
(d)	Overseas Depositor(s) holding OIB (balancing figure)	0	0	0	0	0	0.0000	0	0.0000	0	0.0000	0	0.0000	0	
(e)	Any Other (Specify)														
	Hindu Undivided Family	5900	11936070	0	0	11936070	4.6165	11936070	4.6165	0	0.0000	0	0.0000	11936070	
	Trusts	22	1040497	0	0	1040497	0.4024	1040497	0.4024	0	0.0000	0	0.0000	1040497	
	Non Resident Indians (Non Repat)	2177	1295604	0	0	1295604	0.5011	1295604	0.5011	0	0.0000	0	0.0000	1295604	
	Non Resident Indians (Repatriation)	677	434697	0	0	434697	0.1681	434697	0.1681	0	0.0000	0	0.0000	434697	
	Overseas Bodies Corporates	2465	800330	0	0	800330	0.3003	800330	0.3003	0	0.0000	0	0.0000	800330	
	Clearing Member	1	2900	0	0	2900	0.0111	2900	0.0111	0	0.0000	0	0.0000	2900	
	Bodles Corporate	572	2101752	0	0	2101752	0.8129	2101752	0.8129	0	0.0000	0	0.0000	2101752	
	Sub Total (a)-(e)	1086	6180290	0	0	6180290	2.3563	6180290	2.3563	0	0.0000	0	0.0000	6180290	
	Total Public Shareholding (a)-(e)	183415	43631942	0	0	43631942	16.8754	43631942	16.8754	0	0.0000	0	0.0000	43631942	
	(b)-(e) (a)-(e)	183781	570694	0	0	570694	0.2187	570694	0.2187	0	0.0000	0	0.0000	570694	

Details of the shareholders acting as persons in Concert including their shareholding (No. and %):

No. of Shareholders	No. of Shares
---------------------	---------------

Details of Shares which remain unclaimed may be given here along with details such as number of shareholders, outstanding shares held in demat/unclaimed suspense account, voting rights which are frozen etc.

Note:  
 (1) PAN would not be displayed on website of Stock Exchange(s).  
 (2) The above format needs to disclose name of all holders holding more than 1% of total number of shares  
 (3) W.r.t. the information pertaining to Depository Receipts, the same may be disclosed in the respective columns to the extent information available and the balance to be disclosed as held by custodian.

**Arvind Limited**

**Table IV - Statement showing shareholding pattern of the Non Promoter- Non Public shareholder Post Scheme of Arrangement**

Category & Name of the shareholders	PAN	Nos. of sharehold-ers	No. of fully paid up equity shares held (IV)	Partly paid-up equity shares held (V)	No. of shares underlying Depository Receipts (VI)	Sharehold- ing % calculated as per SCRR, 1957 As a % of (A+B+C2) X (VII) As a	Number of Voting Rights held in each class of securities		Shares Underlying Outstanding convertible securities (including securities held in dematerialised form) (X)	ing, as a % assuming full conversion of convertible securities (XI)=	Number of Locked in shares		Number of Shares pledged or otherwise encumbered		Number of equity shares held in dematerialised form (XIV)		
							Class eg: X	Total (A+B+C)			No. (a)	As a % of total Shares held(b)	No. (a)	As a % of total Shares held(b)		No. (a)	As a % of total Shares held(b)
(I) Custodian/DR Holder		1	14150	0	0	0.0055	14150	0	0.0055	0	0.0000	0	NA	0			
(II) Employee Benefit Trust (Share based Employee Benefit) Regulations, 2014		0	0	0	0	0.0000	0	0	0.0000	0	0.0000	0	NA	0			
(C)(1)+(C)(2) Total Non-Promoter- Non Public Shareholding (C)=		1	14150	0	0	0.0055	14150	0	0.0055	0	0.0000	0	NA	0			

Note :

(1) PAN would not be displayed on website of Stock Exchange(s).

(2) The above format needs to disclose name of all holders holding more than 1% of total number of shares

(3) W.r.t. the information pertaining to Depository Receipts, the same may be disclosed in the respective columns to the extent information available and the balance to be disclosed as held by custodian.

GENERATED ON :14/11/2017

NSDL : 10/11/2017

CDSL :10/11/2017




Pre

**Shareholding Pattern Pre Scheme of Arrangement under Regulation 31 of SEBI (Listing Obligations and Disclosure Requirements)**

1.	Name of Entity: <u>Arvind Fashions Limited</u>
2.	Scrip Code/Name of Scrip/Class of Security: <u>Not Listed</u>
3.	Share Holding Pattern Filed under: <u>Reg. 31(1)(a)/Reg. 31(1)(b)/Reg.31(1)(c)</u> a. <u>If under 31(1)(b) then indicate the report for Quarter ending</u> b. <u>If under 31(1)(c) then indicate date of allotment/extinguishment</u>
4.	Declaration: <u>The Listed entity is required to submit the following declaration to the extent of submission of information:-</u>

Particulars	Yes*	No*
1. Whether the Listed Entity has issued any partly paid up shares?		No
2. Whether the Listed Entity has issued any Convertible Securities or Warrants?		No
3. Whether the Listed Entity has any shares against which depository receipts are issued?		No
4. Whether the Listed Entity has any shares in locked-in?		No
5. Whether any shares held by promoters are pledge or otherwise encumbered?		No


\* If the Listed Entity selects the option 'No' for the questions above, the columns for the partly paid up shares, Outstanding Convertible Securities/Warrants, depository receipts, locked-in shares, No of shares pledged or otherwise encumbered by promoters, as applicable, shall not be displayed at the time of dissemination on the Stock Exchange website. Also wherever there is 'No' declared by Listed Entity in above table the values will be considered as 'Zero' by default on submission of the format of holding of specified securities.



**Arvind Fashions Limited**

**Table I - Summary Statement detailing holding of specified securities Pre Scheme of Arrangement**

Category (I)	Category of shareholder (II)	Nos. of sharehold ers (III)	No. of fully paid up equity shares held (IV)	No. of partly paid-up equity shares held (V)	No. of shares underlyin g (VI)	Sharehold ing as a % of total no. of shares (calculate d as per SCR, 1957) (VII) = (III) As a	Number of Voting Rights held in each class of securities			Shares Underlyin g (Including convertible securities) (X)	ing, as a % assum ing full converso n of convertibl e (XI) =	Number of Locked In shares		Number of Shares pledged or otherwise encumbered		Number of equity shares held in dematerial ised form (XIV)
							No of Voting Rights Class eg: X	Class eg: Y	Total (IX)			Total as a % of (A+B+C)	No. (a)	As a % of total Shares held(b)	No. (a)	
(A)	Promoter & Promoter Group	1	103906759	0	0	89.69%	0	103906759	0	89.69%	0	0.00%	0	0.00%	103906759	0
(B)	Public	3	11944695	0	0	10.31%	0	11944695	0	10.31%	0	0.00%	0	0.00%	11944695	0
(C)	Non Promoter - Non Public	0	0	0	0	0.00%	0	0	0	0.00%	0	0.00%	0	0.00%	0	0
(C1)	Shares Underlying DRs	0	0	0	0	0.00%	0	0	0	0.00%	0	0.00%	0	0.00%	0	0
(C2)	Shares Held By Employee Trust	0	0	0	0	0.00%	0	0	0	0.00%	0	0.00%	0	0.00%	0	0
	Total	4	115851454	0	0	100.00%	0	115851454	0	100.00%	0	0.00%	0	0.00%	115851454	0



**Arvind Fashions Limited**

**Table II - Statement showing shareholding pattern of the Promoter and Promoter Group Pre Scheme of Arrangement.**


Category & Name of the shareholders	PAN	Nos. of shareholders	No. of fully paid up equity shares held	Partly paid-up equity shares held	No. of shares underlying Depository Receipts	Shareholding % as per SCRR, 1957 As a % of (A+B+C2)	Number of Voting Rights held in each class of securities			Underlying Outstanding convertible securities (including securities)	Number of Locked in Shares		Number of Shares pledged or otherwise encumbered		Number of equity shares held in dematerialised form	
							No of Voting Rights	Class eg: X	Class eg: Y		Total	(A)	(B)	(a)		(b)
(I)	(II)	(III)	(IV)	(V)	(VI)	(VII)	(X)	(XI)	(XII)	(XIII)	(XIV)	(XV)	(XVI)	(XVII)	(XVIII)	
1																
(a) Indian																
(b) Individuals / Hindu Undivided Family																
(c) Central Government / State Government(s)																
(d) Financial Institutions / Banks																
(e) Any Other (Specify)																
Arvind Limited	AABC42398D	1	103906759	0	0	103906759	89.69%	103906759	0	103906759	0	0.00%	0	0.00%	0	0
Sub Total (A)(1)		1	103906759	0	0	103906759	89.69%	103906759	0	103906759	0	0.00%	0	0.00%	0	0
Foreign																
(a) Individuals (Non-Resident Individuals / Foreign Individuals)																
(b) Government																
(c) Institutions																
(d) Foreign Portfolio Investor																
(e) Any Other (Specify)																
Sub Total (A)(2)																
Total Shareholding Of Promoter And Promoter Group (A)= (A)(1)+(A)(2)		1	103906759	0	0	103906759	89.69%	103906759	0	103906759	0	0.00%	0	0.00%	0	0


Details of Shares which remain unclaimed may be given hear along with details such as number of shareholders, outstanding shares held in demat/unclaimed suspense account, voting rights which are frozen etc.

Note :

(1) PAN would not be displayed on website of Stock Exchange(s)

(2) The term 'Encumbrance' has the same meaning as assigned under regulation 28(3) of SEBI (Substantial Acquisition of Shares and Takeovers) Regulations, 2011.





**Arvind Fashions Limited**

**Table III - Statement showing shareholding pattern of the Public shareholder Pre Scheme of Arrangement**

Category & Name of the shareholders (I)	PAN (II)	Nos. of Shareholders (III)	No. of fully paid up equity shares held (IV)	Partly paid-up equity shares held (V)	No. of shares underlying Depository Receipts (VI)	Shareholding % as per SCRR, 1957 As a % of Total nos. shares held (VII) = (IV+V+VI) / (A+B+C)	Number of Voting Rights held in each class of securities (X)			Shares Underlying Outstanding convertible securities (including securities convertible into shares) (XI) = (XII) + (XIII) + (XIV)	Number of Locked in shares (XII)		Number of Shares pledged or otherwise encumbered (XIII)		Number of equity shares held in dematerialised form (XIV)
							No. of Voting Rights (A)	Class (B)	Class eg. X (C)		As a % of Total Shares held (a)	As a % of Total Shares held (b)	No. (a)	No. (b)	
<b>1</b>															
(a) Institutions															
(b) Mutual Fund															
(c) Venture Capital Funds															
(d) Alternate Investment Funds															
(e) Foreign Venture Capital Investors															
(f) Foreign Portfolio Investor															
(g) Financial Institutions / Banks															
(h) Insurance Companies															
(i) Provident Funds/ Pension Funds															
(j) Any Other (Specify)															
3															
Indian Private Equity Investors			11944695			10.31%	11944695								
Foreign Private Equity Investors			835848			0.72%	835848								
Sub Total (B)(1)			11108847			9.59%	11108847								
Central Government/ State Government(s)			11944695			10.31%	11944695								
President of India															
Central Government/ State Government(s)															
Sub Total (B)(2)															
3															
Non-Institutions															
(a) Individuals															
i. Individual shareholders holding nominal share capital up to Rs. 2 lakhs.															
ii. Individual shareholders holding nominal share capital in excess of Rs. 2 lakhs.															
(b) NBFCs registered with RBI															
(c) Employee Trusts															
(d) Overseas Depositories (holding DRs) [balancing figure]															
(e) Any Other (Specify)															
Trusts															
Hindu Undivided Family															
Non Resident Indians (Non Repat)															
Non Resident Indians (Repatriation)															
Overseas Bodies Corporates															
Bodies Corporate															
Cleaning Member															
Sub Total (B)(3)															
Total Public Shareholding (B) <sup>3</sup>															
(B)(1)+(B)(2)+(B)(3)			11944695			10.31%	11944695								

Details of the shareholders acting as persons in Concert including their Shareholding (No. and %):

No. of shareholders	No. of Shares
---------------------	---------------

Details of Shares which remain unclaimed may be given hear along with details such as number of shareholders, outstanding shares held in demat/unclaimed suspense account, voting rights which are frozen etc.

Note:

- (1) PAN would not be displayed on website of Stock Exchanges.
- (2) The above information needs to disclose name of all holders holding more than 1% of total number of shares
- (3) W.r.t. information pertaining to Depository Receipts, the same may be disclosed in the respective columns to the extent information available and the balance to be disclosed as held by custodian.



**Arvind Fashions Limited**

**Table IV - Statement showing shareholding pattern of the Non Promoter- Non Public Shareholder Pre Scheme of Arrangement**

Category & Name of the shareholders (I)	PAN (II)	Nos. of sharehold-ers (III)	No. of fully paid up equity shares held (IV)	Partly paid-up equity shares held (V)	No. of shares underly-ing Depository Receipts held (VI)	Sharehold-ing % calculated as per SCRR, 1957 As a % of (A+B+C2) (VII) As a % of (A+B+C) (VII)	Number of Voting Rights held in each class of securities		Shares Underly-ing convertible securities (including securities No. (X)) (X)	Number of Locked in shares		Number of Shares pledged or otherwise encumbered		Number of equity shares held in dematerialised form (XIV)
							No of Voting Rights Class eg: X	Total Class eg: Y (IX)		As a % of total Shares held (XI)	No. (a)	As a % of total Shares held (XIII)	No. (b)	
1 Custodian/DR Holder		0	0	0	0	0.00%	0	0	0	0.00%	0	0	0	0
2 Employee Benefit Trust (under SEBI (Share based Employee Benefit) Regulations, 2014) Total Non-Promoter- Non Public Shareholding (C)=		0	0	0	0	0.00%	0	0	0	0.00%	0	0	0	0
		0	0	0	0	0.00%	0	0	0	0.00%	0	0	0	0

Note :

- (1) PAN would not be displayed on website of Stock Exchange(s).
- (2) The above format needs to disclose name of all holders holding more than 1% of total number of shares
- (3) W.r.t. the information pertaining to Depository Receipts, the same may be disclosed in the respective columns to the extent information available and the balance to be disclosed as held by custodian.




Post-

**Shareholding Pattern Post Scheme of Arrangement under Regulation 31 of SEBI (Listing Obligations and Disclosure Requirements)**

1.	Name of Entity: Arvind Fashions Limited
2.	Scrip Code/Name of Scrip/Class of Security: Not Listed
3.	Share Holding Pattern Filed under: Reg. 31(1)(a)/Reg. 31(1)(b)/Reg.31(1)(c) a. If under 31(1)(b) then indicate the report for Quarter ending b. If under 31(1)(c) then indicate date of allotment/extinguishment
4.	Declaration: The Listed entity is required to submit the following declaration to the extent of submission of information:-

Particulars	Yes*	No*
1. Whether the Listed Entity has issued any partly paid up shares?		No
2. Whether the Listed Entity has issued any Convertible Securities or Warrants?		No
3. Whether the Listed Entity has any shares against which depository receipts are issued?		No
4. Whether the Listed Entity has any shares in locked-in?		No
5. Whether any shares held by promoters are pledge or otherwise encumbered?		No

\* If the Listed Entity selects the option 'No' for the questions above, the columns for the partly paid up shares, Outstanding Convertible Securities/Warrants, depository receipts, locked-in shares, No of shares pledged or otherwise encumbered by promoters, as applicable, shall not be displayed at the time of dissemination on the Stock Exchange website. Also wherever there is 'No' declared by Listed Entity in above table the values will be considered as 'Zero' by default on submission of the format of holding of specified securities.






**Arvind Fashions Limited**

**Table I - Summary Statement holding of specified securities Post Scheme of Arrangement**

Category	Category of shareholder	Nos. of shareholders	No. of fully paid up equity shares held	No. of Partly paid-up equity shares held	No. of shares underlying Depository Receipts	Shareholding as a % of total shares (calculated as per SCRR, 1957)	Number of Voting Rights held in each class of securities			Shares Underlying Outstanding convertible securities (including securities convertible into securities)	Number of Locked In shares		Number of Shares pledged or otherwise encumbered		Number of equity shares held in dematerialized form
							No of Voting Rights				As a % of total Shares held(b)	As a % of total Shares held(b)	As a % of total Shares held(b)		
							Class eg: X	Class eg: Y	Total (A+B+C)						
(A)	Promoter & Promoter Group	37	22199679	0	0	38.48%	22199679	0	22199679	38.48%	0	0	0	0.00%	22199679
(B)	Public	193784	35483253	0	0	61.51%	35483253	0	35483253	61.51%	0	0	0	0.00%	34853085
(C)	Non Promoter - Non Public														
(C1)	Shares Underlying DRs	1	2830	0	0	0.00%	2830	0	2830	0.00%	0	0	0	0.00%	0
(C2)	Shares Held By Employee Trust	0	0	0	0	0.00%	0	0	0	0.00%	0	0	0	0.00%	0
	Total	193822	57685762	0	0	100.00%	57685762	0	57685762	100.00%	0	0	0	0.00%	57052764






**Arvind Fashions Limited**

**Table II - Statement showing shareholding pattern of the Promoter and Promoter Group Post Scheme of Arrangement.**

Category & Name of the shareholders	(i)	(ii)	(iii)	(iv)	(v)	(vi)	(vii)	(viii)	(ix)	Number of Voting Rights		Total nos. 1957 As a % of securities held (A+B+C)	Shares Underlying % assuming full conversion of convertible securities (X)	Number of Locked In Shares		Number of Shares pledged or otherwise encumbered		Number of equity shares held in demat/ allied form (XIV)
										No. of fully paid up equity shares held	Partly paid-up equity shares held			No. of Depository shares held	Shareholding % as per SCRR, 1957 As a % of securities held (A+B+C)	No. (a)	As a % of total Shares held (b)	
<b>1</b>	<b>(a)</b>	<b>(b)</b>	<b>(c)</b>	<b>(d)</b>	<b>(e)</b>	<b>(f)</b>	<b>(g)</b>	<b>(h)</b>	<b>(i)</b>	<b>(j)</b>	<b>(k)</b>	<b>(l)</b>	<b>(m)</b>	<b>(n)</b>	<b>(o)</b>	<b>(p)</b>	<b>(q)</b>	<b>(r)</b>
Indian	37	15169	0	0	0	0	0.03%	0.03%	15169	0	0.03%	0.03%	15169	0	0.03%	0	0.03%	15169
Individuals / Hindu Undivided Family																		
Hansaban Vindgambhal Lalbhai	1	7610	0	0	0	0	0.01%	0.01%	7610	0	0.01%	0.01%	7610	0	0.01%	0	0.01%	7610
Swati S Lalbhai	2	1942	0	0	0	0	0.00%	0.00%	1942	0	0.00%	0.00%	1942	0	0.00%	0	0.00%	1942
Balloon Manini Rajiv	1	1280	0	0	0	0	0.00%	0.00%	1280	0	0.00%	0.00%	1280	0	0.00%	0	0.00%	1280
Sunil Siddharth Lalbhai	1	1087	0	0	0	0	0.00%	0.00%	1087	0	0.00%	0.00%	1087	0	0.00%	0	0.00%	1087
Vimla S Lalbhai	2	918	0	0	0	0	0.00%	0.00%	918	0	0.00%	0.00%	918	0	0.00%	0	0.00%	918
Taral S Lalbhai	1	815	0	0	0	0	0.00%	0.00%	815	0	0.00%	0.00%	815	0	0.00%	0	0.00%	815
Punit Sanjaybhai	1	743	0	0	0	0	0.00%	0.00%	743	0	0.00%	0.00%	743	0	0.00%	0	0.00%	743
Ashia Lalbhai	1	385	0	0	0	0	0.00%	0.00%	385	0	0.00%	0.00%	385	0	0.00%	0	0.00%	385
Sanjaybhai Shrenikbhai Lalbhai	3	313	0	0	0	0	0.00%	0.00%	313	0	0.00%	0.00%	313	0	0.00%	0	0.00%	313
Jayshreebhai Sanjaybhai Lalbhai	2	69	0	0	0	0	0.00%	0.00%	69	0	0.00%	0.00%	69	0	0.00%	0	0.00%	69
Sunil Siddharth	1	4	0	0	0	0	0.00%	0.00%	4	0	0.00%	0.00%	4	0	0.00%	0	0.00%	4
Kollans Shrigaaj Mezakhia	1	2	0	0	0	0	0.00%	0.00%	2	0	0.00%	0.00%	2	0	0.00%	0	0.00%	2
Others	0	0	0	0	0	0	0.00%	0.00%	0	0	0.00%	0.00%	0	0	0.00%	0	0.00%	0
Central Government / State Government(s)	0	0	0	0	0	0	0.00%	0.00%	0	0	0.00%	0.00%	0	0	0.00%	0	0.00%	0
Financial Institutions / Banks	0	0	0	0	0	0	0.00%	0.00%	0	0	0.00%	0.00%	0	0	0.00%	0	0.00%	0
Any Other (Specify)	20	22184510	0	0	0	0	38.46%	38.46%	22184510	0	38.46%	38.46%	22184510	0	38.46%	0	38.46%	22184510
Bodies Corporate	20	22184510	0	0	0	0	38.46%	38.46%	22184510	0	38.46%	38.46%	22184510	0	38.46%	0	38.46%	22184510
Aura Securities Private Limited	1	19112862	0	0	0	0	3.31%	3.31%	19112862	0	3.31%	3.31%	19112862	0	3.31%	0	3.31%	19112862
Ami Employee Welfare Trust	2	1265463	0	0	0	0	2.19%	2.19%	1265463	0	2.19%	2.19%	1265463	0	2.19%	0	2.19%	1265463
Atul Limited	1	825494	0	0	0	0	1.43%	1.43%	825494	0	1.43%	1.43%	825494	0	1.43%	0	1.43%	825494
Agam Holdings Private Limited	1	375252	0	0	0	0	0.65%	0.65%	375252	0	0.65%	0.65%	375252	0	0.65%	0	0.65%	375252
Amazon Investments Private Limited	1	230592	0	0	0	0	0.40%	0.40%	230592	0	0.40%	0.40%	230592	0	0.40%	0	0.40%	230592
Aura Business Ventures Up	1	162000	0	0	0	0	0.28%	0.28%	162000	0	0.28%	0.28%	162000	0	0.28%	0	0.28%	162000
Laibhai Realty Finance Private Limited	1	91000	0	0	0	0	0.16%	0.16%	91000	0	0.16%	0.16%	91000	0	0.16%	0	0.16%	91000
Aeon Investments Private Limited	1	35849	0	0	0	0	0.06%	0.06%	35849	0	0.06%	0.06%	35849	0	0.06%	0	0.06%	35849
Adore Investments Private Limited	1	26459	0	0	0	0	0.05%	0.05%	26459	0	0.05%	0.05%	26459	0	0.05%	0	0.05%	26459
Anusandhan Investments Limited	1	23000	0	0	0	0	0.04%	0.04%	23000	0	0.04%	0.04%	23000	0	0.04%	0	0.04%	23000
Amargeep Holdings Private Limited	1	18850	0	0	0	0	0.03%	0.03%	18850	0	0.03%	0.03%	18850	0	0.03%	0	0.03%	18850
Aeyojan Resources Private Ltd	1	16901	0	0	0	0	0.03%	0.03%	16901	0	0.03%	0.03%	16901	0	0.03%	0	0.03%	16901
Adhinami Investments Private Limited	1	1200	0	0	0	0	0.00%	0.00%	1200	0	0.00%	0.00%	1200	0	0.00%	0	0.00%	1200
Akshita Holdings Private Limited	1	27	0	0	0	0	0.00%	0.00%	27	0	0.00%	0.00%	27	0	0.00%	0	0.00%	27
Aura Merchandise Pvt. Ltd.	1	20	0	0	0	0	0.00%	0.00%	20	0	0.00%	0.00%	20	0	0.00%	0	0.00%	20
Aura Securities Pvt Ltd	1	20	0	0	0	0	0.00%	0.00%	20	0	0.00%	0.00%	20	0	0.00%	0	0.00%	20
ABBFAA102H	1	20	0	0	0	0	0.00%	0.00%	20	0	0.00%	0.00%	20	0	0.00%	0	0.00%	20
AAACF6701A	1	20	0	0	0	0	0.00%	0.00%	20	0	0.00%	0.00%	20	0	0.00%	0	0.00%	20
Sub Total (A)(1)	37	22199679	0	0	0	0	38.48%	38.48%	22199679	0	38.48%	38.48%	22199679	0	38.48%	0	38.48%	22199679
Foreign																		
Individuals (Non-Resident, Individuals / Foreign Individuals)	0	0	0	0	0	0	0.00%	0.00%	0	0	0.00%	0.00%	0	0	0.00%	0	0.00%	0
Government	0	0	0	0	0	0	0.00%	0.00%	0	0	0.00%	0.00%	0	0	0.00%	0	0.00%	0
Institutions	0	0	0	0	0	0	0.00%	0.00%	0	0	0.00%	0.00%	0	0	0.00%	0	0.00%	0
Foreign Portfolio Investor	0	0	0	0	0	0	0.00%	0.00%	0	0	0.00%	0.00%	0	0	0.00%	0	0.00%	0
Any Other (Specify)	0	0	0	0	0	0	0.00%	0.00%	0	0	0.00%	0.00%	0	0	0.00%	0	0.00%	0
Sub Total (A)(2)	0	0	0	0	0	0	0.00%	0.00%	0	0	0.00%	0.00%	0	0	0.00%	0	0.00%	0
Total Shareholding of Promoter And Promoter Group (A)= (A)(1)+(A)(2)	37	22199679	0	0	0	0	38.48%	38.48%	22199679	0	38.48%	38.48%	22199679	0	38.48%	0	38.48%	22199679

Details of Shares which remain unclaimed may be given hear along with details such as number of shareholders, outstanding shares held in demat/unclaimed suspense account, voting rights which are frozen etc.

Note :  
 (1) PAN would not be displayed on website of Stock Exchange(s)  
 (2) The term 'Equity' has the same meaning as assigned under regulation 28(E) of SEBI (Substantial Acquisition of Shares and Takeovers) Regulations, 2011.





**Arvind Fashions Limited**  
**Table III - Statement showing shareholding pattern of the Public shareholder Post - Name of Arrangement**

Category & Name of the shareholders	Nos. of shareholders	No. of fully paid up equity shares held	Party paid-up equity shares held	No. of Depository Receipts	Shareholding % calculated as per SCRR, 1957 As a % of (A+B+C)	Number of Voting Rights held in each class of securities			Shares Underlying convertible securities (including securities)	ing, as a % assuming full convertible securities	Number of Locked In Shares		Number of Shares pledged or otherwise held in demat form	
						Class	Class	Class			As a % of total Shares held (b)	No. (a)	As a % of total Shares held (b)	No. (a)
<b>1</b>														
<b>(a)</b>														
Mutual Fund	84	5237927	0	5237927	9.08%	5237927	0	5237927	9.08%	0	0.00%	0	0.00%	5237927
Kotak Select Focus Fund	0	1000000	0	1000000	1.73%	1000000	0	1000000	1.73%	0	0.00%	0	0.00%	1000000
Zindagi Templeton Mutual Fund A/E Franklin Ind	0	920000	0	920000	1.59%	920000	0	920000	1.59%	0	0.00%	0	0.00%	920000
Sundaram Mutual Fund A/C Sundaram Select Mid	0	728475	0	728475	1.26%	728475	0	728475	1.26%	0	0.00%	0	0.00%	728475
Venture Capital Funds	0	1120	0	1120	0.00%	1120	0	1120	0.00%	0	0.00%	0	0.00%	1120
Alternate Investment Funds	1	0	0	0	0.00%	0	0	0	0.00%	0	0.00%	0	0.00%	0
Foreign Venture Capital Investors	0	0	0	0	0.00%	0	0	0	0.00%	0	0.00%	0	0.00%	0
Foreign Portfolio Investor	218	13815564	0	13815564	23.95%	13815564	0	13815564	23.95%	0	0.00%	0	0.00%	13815564
Nordia 1 Star - Emerging Stars Equity Fund	0	1093834	0	1093834	1.90%	1093834	0	1093834	1.90%	0	0.00%	0	0.00%	1093834
Multiples Private Equity FII	0	988458	0	988458	1.71%	988458	0	988458	1.71%	0	0.00%	0	0.00%	988458
Philanthropic Institutions / Banks	61	1729605	0	1729605	3.00%	1729605	0	1729605	3.00%	0	0.00%	0	0.00%	1729605
Life Insurance Corporation Of India	0	1685688	0	1685688	2.92%	1685688	0	1685688	2.92%	0	0.00%	0	0.00%	1685688
Insurance Companies	1	80	0	80	0.00%	80	0	80	0.00%	0	0.00%	0	0.00%	80
Provident Funds/ Pension Funds	2	180	0	180	0.00%	180	0	180	0.00%	0	0.00%	0	0.00%	180
Any Other (Specify)	1	30	0	30	0.00%	30	0	30	0.00%	0	0.00%	0	0.00%	30
Foreign Bank	1	150	0	150	0.00%	150	0	150	0.00%	0	0.00%	0	0.00%	150
UTI	1	417924	0	417924	0.72%	417924	0	417924	0.72%	0	0.00%	0	0.00%	417924
Indian Private Equity Investors	2	5554424	0	5554424	9.63%	5554424	0	5554424	9.63%	0	0.00%	0	0.00%	5554424
Foreign Private Equity Investors	368	26756824	0	26756824	46.38%	26756824	0	26756824	46.38%	0	0.00%	0	0.00%	26756824
Sub Total (B)(1)														
Central Government/ State Government(s)														
President of India	0	0	0	0	0.00%	0	0	0	0.00%	0	0.00%	0	0.00%	0
Central Government / State Government(s)	1	40	0	40	0.00%	40	0	40	0.00%	0	0.00%	0	0.00%	40
Sub Total (B)(2)														
3														
<b>(b)</b>														
Individuals	177439	5304195	0	5304195	9.19%	5304195	0	5304195	9.19%	0	0.00%	0	0.00%	4712327
i. Individual shareholders holding nominal share capital up to Rs. 2 lakhs.														
ii. Individual shareholders holding nominal share capital in excess of Rs. 2 lakhs.	76	1034979	0	1034979	1.79%	1034979	0	1034979	1.79%	0	0.00%	0	0.00%	1034979
NREs registered with RBI	0	0	0	0	0.00%	0	0	0	0.00%	0	0.00%	0	0.00%	0
Employee Trusts	0	0	0	0	0.00%	0	0	0	0.00%	0	0.00%	0	0.00%	0
Overseas Depositories (holding b/s) (balancing figure)	0	0	0	0	0.00%	0	0	0	0.00%	0	0.00%	0	0.00%	0
Any Other (Specify)	5000	2387214	0	2387214	4.14%	2387214	0	2387214	4.14%	0	0.00%	0	0.00%	2387214
Trusts	22	208099	0	208099	0.36%	208099	0	208099	0.36%	0	0.00%	0	0.00%	208099
Hindu Undivided Family	2177	259121	0	259121	0.45%	259121	0	259121	0.45%	0	0.00%	0	0.00%	259121
Non Resident Indians (Non-Repatriation)	677	86939	0	86939	0.15%	86939	0	86939	0.15%	0	0.00%	0	0.00%	86939
Non Resident Indians (Repatriation)	1265	176066	0	176066	0.31%	176066	0	176066	0.31%	0	0.00%	0	0.00%	176066
Overseas Bodies Corporates	1	580	0	580	0.00%	580	0	580	0.00%	0	0.00%	0	0.00%	580
Clearing Member	672	420350	0	420350	0.73%	420350	0	420350	0.73%	0	0.00%	0	0.00%	420350
Bodies Corporate	1086	123058	0	123058	2.14%	123058	0	123058	2.14%	0	0.00%	0	0.00%	123058
Sub Total (B)(3)	333413	8726388	0	8726388	15.13%	8726388	0	8726388	15.13%	0	0.00%	0	0.00%	8106540
Total Public Shareholding (B) = (B)(1)+(B)(2)+(B)(3)	187784	35483253	0	35483253	61.51%	35483253	0	35483253	61.51%	0	0.00%	0	0.00%	34855085

Details of the shareholders acting as persons in Concert including their Shareholding (No. and %):  
 No. of shareholders

Details of Shares which remain unclaimed may be given here along with details such as number of shareholders, outstanding shares held in demat/unclaimed suspense account, voting rights which are frozen etc.

Note:  
 (1) PAN would not be disclosed on website of Stock Exchange(s).  
 (2) The above figures might not add up to the total number of shares held by all holders holding more than 1% of total number of shares.  
 (3) Wherever information pertaining to Depository Receipts, the same may be disclosed in the respective columns to the extent information available and the balance to be disclosed as held by custodian.




**Arvind Fashions Limited**

**Table IV - Statement showing shareholding pattern of the Non Promoter- Non Public shareholder Pbs: Scheme of Arrangement**

Category & Name of the shareholders	PAN	Nos. of shareholders	No. of fully paid up equity shares held	Partly paid-up equity shares held	No. of shares underlying Depository Receipts	Shareholding % as per SCRR, 1957 As a % of (A+B+C2)	Number of Voting Rights held in each class of securities		Shares Underlying Outstanding convertible securities (including securities)	Ing, as a % assuming full conversion of convertible securities (XII)= (VI)+(IX) As a % of (A+B+C2)	Number of Locked in shares		Number of Shares pledged or otherwise encumbered		Number of equity shares held in dematerialised form
							No of Voting Rights Class eg: X	Total Class eg: y Total (A+B+C)			As a % of total Shares held(b)	No. (a)	No. (a)	As a % of total Shares held(b)	
(I) Custodian/DR Holder		(III) 1	(IV) 2830	(V) 0	(VI) 0	(VII) = (IV)+(V)+(VI) 2830	(IX) 0	(X) 2,830	0.00%	(XII) 0	(XIII) 0	(XIV) 0			
Employee Benefit Trust (under SEBI (Share based Employee Benefit) Regulations, 2014)		0	0	0	0	0	0	0	0.00%	0	0	0	0	0	
Total Non-Promoter- Non Public Shareholding (C)= (C)(1)+(C)(2)		1	2830	0	0	2830	0	2830	0.00%	0	0	0	0	0	

**Note:**

- (1) PAN would not be displayed on website of Stock Exchanges).
- (2) The above format needs to disclose name of all holders holding more than 1% of total number of shares
- (3) W.r.t. the information pertaining to Depository Receipts, the same may be disclosed in the respective columns to the extent information available and the balance to be disclosed as held by custodian.



For duly.


**Shareholding Pattern under Regulation 31 of SEBI (Listing Obligations and Disclosure Requirements) Regulations, 2015**

1.	Name of Listed Entity: <u>The Anup Engineering Limited</u>
2.	Scrip Code/Name of Scrip/Class of Security:
3.	Share Holding Pattern Filed under: <u>Reg. 31(1)(a)/Reg. 31(1)(b)/Reg.31(1)(c)</u> a. <input type="checkbox"/> If under 31(1)(b) then indicate the report for Quarter ending b. <input type="checkbox"/> If under 31(1)(c) then indicate date of allotment/extinguishment
4.	Declaration: The Listed entity is required to submit the following declaration to the extent of submission of information:-

Particulars	Yes*	No*
1 Whether the Listed Entity has issued any partly paid up shares?		No
2 Whether the Listed Entity has issued any Convertible Securities or Warrants?		No
3 Whether the Listed Entity has any shares against which depository receipts are issued?		No
4 Whether the Listed Entity has any shares in locked-in?		No
5 Whether any shares held by promoters are pledge or otherwise encumbered?		No

\* If the Listed Entity selects the option 'No' for the questions above, the columns for the partly paid up shares, Outstanding Convertible Securities/Warrants, depository receipts, locked-in shares, No of shares pledged or otherwise encumbered by promoters, as applicable, shall not be displayed at the time of dissemination on the Stock Exchange website. Also wherever there is 'No' declared by Listed Entity in above table the values will be considered as 'Zero' by default on submission of the format of holding of specified securities.

GENERATED ON :14/11/2017 NSDL : 10/11/2017 CDSL :10/11/2017



**The Anup Engineering Limited**


**Table I - Summary Statement holding of specified securities**

Category	Category of shareholder	Nos. of shareholders	No. of fully paid up equity shares held	No. of Partly paid-up equity shares held	No. of shares underlying Depository Receipts	Shareholding as a % of total shares (calculate as per SCRR, 1957)	Number of Voting Rights held in each class of securities		Shares Underlying Outstanding convertible securities (including securities held by)	Number of Locked in shares		Number of Shares pledged or otherwise encumbered		Number of equity shares held in dematerialised form
							No of Voting Rights Class eg: X	Total Class eg: Y Total		(A+B+C) % of Total	(X)	(XI) = (XII) + (XIII)	(XII)	
(A)	Promoter & Promoter Group	20	12806030	0	0	(VII) = 12806030	12806030	0	94.1620	0	0.0000	0	0.0000	12797310
(B)	Public	923	793970	0	0	793970	793970	0	5.8380	0	0.0000	NA	NA	461490
(C)	Non Promoter - Non Public	0	0	0	0	0	0	0	0.0000	0	0.0000	NA	NA	0
(C1)	Shares Underlying DRs	0	0	0	0	0	0	0	0.0000	0	0.0000	NA	NA	0
(C2)	Shares Held By Employee Trust	0	0	0	0	0	0	0	0.0000	0	0.0000	NA	NA	0
	Total	943	13600000	0	0	13600000	13600000	0	100.0000	0	0.0000	0	0.0000	13198800

GENERATED ON :14/11/2017

NSDL : 10/11/2017

CDSL : 10/11/2017



**The Anup Engineering Limited**  
**Table II - Statement showing shareholding pattern of the Promoter and Promoter Group**

Category & Name of the shareholders (i)	PAN	Nos. of shareholders (iii)	No. of fully paid up equity shares held (iv)	Partly paid-up equity shares held (v)	No. of shares underlying Depository Receipts (vi)	Shareholding % as per SCRR, 1957 As a % of (A+B+C2) (vii) =	Number of Voting Rights held in each class of securities (x)			Shares Underlying Outstanding convertible securities (including securities held by (xii) =	Number of Locked in shares (xi)		Number of Shares pledged or otherwise encumbered (xiii)		Number of equity shares held in dematerialized form (xiv)
							No. of Voting Rights (A+B+C)	Total as a % of (A+B+C)	Class eq. X		Class eq. Y	Total	No. (a)	As a % of total Shares held (b)	
1															
(a) Indian															
Individuals / Hindu Undivided Family															
Sheth Narotambhai Lalbhai	AAGHS1303E	15	112750	0	0	0.8250	112750	0	0	0.8250	0	0.0000	0	0.0000	81270
Arun P. Sheth		1	22760	0	0	0.1674	22760	0	0	0.1674	0	0.0000	0	0.0000	22760
Rajivbhai Chinubhai Lalbhai	AAPPL0622N	1	18200	0	0	0.1338	18200	0	0	0.1338	0	0.0000	0	0.0000	0
Samvegbbhai Arvindbhai		1	16000	0	0	0.1176	16000	0	0	0.1176	0	0.0000	0	0.0000	0
Snehambhai Samvegbbhai Lalbhai	AADHS4752A	1	10680	0	0	0.0785	10680	0	0	0.0785	0	0.0000	0	0.0000	10680
Shri Shripal Chinubhai Sheth	ABOPL6564H	1	10000	0	0	0.0735	10000	0	0	0.0735	0	0.0000	0	0.0000	10000
Jayashreebhai Sanjaybhai Lalbhai		1	9600	0	0	0.0706	9600	0	0	0.0706	0	0.0000	0	0.0000	9600
Sarojben Bipinbhai Sheth	AAADPL4080A	1	7160	0	0	0.0526	7160	0	0	0.0526	0	0.0000	0	0.0000	7160
Kulraj Sanjaybhai	AFBBS2754F	1	5320	0	0	0.0391	5320	0	0	0.0391	0	0.0000	0	0.0000	5320
Hansabai Niranjambhai Lalbhai	ACAPL2399K	1	2800	0	0	0.0206	2800	0	0	0.0206	0	0.0000	0	0.0000	2800
Sanjaybhai Shrenikbhai Lalbhai	ABCP18306R	1	2680	0	0	0.0197	2680	0	0	0.0197	0	0.0000	0	0.0000	2680
Samvegbbhai Arvindbhai Lalbhai	ABCPL6596P	1	1950	0	0	0.0143	1950	0	0	0.0143	0	0.0000	0	0.0000	1950
Smt. Vimala Siddharth	AAPPL5537L	1	1920	0	0	0.0141	1920	0	0	0.0141	0	0.0000	0	0.0000	1920
Mrs. Indiraben Pratapsinh Sheth		1	1440	0	0	0.0106	1440	0	0	0.0106	0	0.0000	0	0.0000	1440
Smt. Hansa Nirajan		1	1400	0	0	0.0103	1400	0	0	0.0103	0	0.0000	0	0.0000	1400
Central Government / State Government(s)		0	840	0	0	0.0062	840	0	0	0.0062	0	0.0000	0	0.0000	840
Financial Institutions / Banks		0	0	0	0	0.0000	0	0	0	0.0000	0	0.0000	0	0.0000	0
Any Other (Specify)		0	0	0	0	0.0000	0	0	0	0.0000	0	0.0000	0	0.0000	0
Bodies Corporate		5	12693280	0	0	93.3329	12693280	0	0	93.3329	0	0.0000	0	0.0000	12693280
Avind Limited		5	12693280	0	0	93.3329	12693280	0	0	93.3329	0	0.0000	0	0.0000	12693280
Avindan Holdings Pvt. Ltd.	AAACA2398D	1	12693760	0	0	93.3329	12693760	0	0	93.3329	0	0.0000	0	0.0000	12693760
Aure Securities Private Limited		1	25000	0	0	0.1838	25000	0	0	0.1838	0	0.0000	0	0.0000	25000
Aegis Investments Ltd.	AAABCT4637N	1	17560	0	0	0.1291	17560	0	0	0.1291	0	0.0000	0	0.0000	17560
Aagam Holdings Private Limited	AAACA3899C	1	12240	0	0	0.0900	12240	0	0	0.0900	0	0.0000	0	0.0000	12240
Sub Total (A)(1)		20	12806030	0	0	94.1620	12806030	0	0	94.1620	0	0.0000	0	0.0000	12806030
Foreign															
Individuals (Non-Resident Individuals / Foreign Individuals)		0	0	0	0	0.0000	0	0	0	0.0000	0	0.0000	0	0.0000	0
Government		0	0	0	0	0.0000	0	0	0	0.0000	0	0.0000	0	0.0000	0
Institutions		0	0	0	0	0.0000	0	0	0	0.0000	0	0.0000	0	0.0000	0
Foreign Portfolio Investor		0	0	0	0	0.0000	0	0	0	0.0000	0	0.0000	0	0.0000	0
Any Other (Specify)		0	0	0	0	0.0000	0	0	0	0.0000	0	0.0000	0	0.0000	0
Sub Total (A)(2)		0	0	0	0	0.0000	0	0	0	0.0000	0	0.0000	0	0.0000	0
Total Shareholding Of Promoter And Promoter Group (A)= (A)(1)+(A)(2)		20	12806030	0	0	94.1620	12806030	0	0	94.1620	0	0.0000	0	0.0000	12797310

Details of Shares which remain unclaimed may be given hear along with details such as number of shareholders, outstanding shares held in demat/unclaimed suspense account, voting rights which are frozen etc.

Note :


(1) PAN would not be displayed on website of Stock Exchange(s)

(2) The term 'Encumbrance' has the same meaning as assigned under regulation 28(b) of SEBI (Substantial Acquisition of Shares and Takeovers) Regulations, 2011.

GENERATED ON : 14/11/2017

NSDL : 10/11/2017

CDSL : 10/11/2017



**The Anup Engineering Limited**

**Table III - Statement showing shareholding pattern of the Public shareholder**

Category & Name of the shareholders (I)	PAN (II)	Nos. of shares held (III)	No. of fully paid up equity shares held (IV)	Partly paid-up equity shares held (V)	No. of shares underlying Depository Receipts (VI)	Total nos. shares held (VII) = (VI) + (III)	Shareholding % as per SCRR, 1957 As a % of (A+B+C2) X (VIII) As a % of (A+B+C) (X)	Number of Voting Rights held in each class of securities		Shares Underlying Outstanding convertible securities (including convertible securities) (IX) = (X) + (XI) + (XII) + (XIII)	Conversion % assuming full conversion of convertible securities (XIV) = (XIII) / (XIV) * 100	Number of Locked in shares		Number of Shares pledged or otherwise encumbered		Number of equity shares held in demat/physical form (XV)
								No. of Voting Rights Class eg: X	Total % of (A+B+C)			No. (a)	As a % of total Shares held (b)	No. (a)	As a % of total Shares held (b)	
1																
(a) Institutions																
(b) Mutual Fund																
(c) Venture Capital Funds																
(d) Alternate Investment Funds																
(e) Foreign Venture Capital Investors																
(f) Foreign Portfolio Investor																
(g) Financial Institutions / Banks																
(h) The New India Assurance Company Limited	AAACN4165C	3	404760	0	0	404760	2.9762	404760	0	2.9762	0	0.0000	NA	NA	0	0
(i) Insurance Companies		0	373360	0	0	373360	2.7453	373360	0	2.7453	0	0.0000	NA	NA	0	373360
(j) Provident Funds / Pension Funds		0	0	0	0	0	0.0000	0	0	0.0000	0	0.0000	NA	NA	0	0
(k) Any Other (Specify)		0	0	0	0	0	0.0000	0	0	0.0000	0	0.0000	NA	NA	0	0
(l) Sub Total (B)(1)		3	404760	0	0	404760	2.9762	404760	0	2.9762	0	0.0000	NA	NA	0	373360
2 Central Government/ State Government(s)/ President of India																
(a) Sub Total (B)(2)		0	0	0	0	0	0.0000	0	0	0.0000	0	0.0000	NA	NA	0	0
3 Non-Institutions																
(a) Individuals																
(i) Individual shareholders holding nominal share capital up to Rs. 2 lakhs.		914	281860	0	0	281860	2.0725	281860	0	2.0725	0	0.0000	NA	NA	0	79660
(ii) Individual shareholders holding nominal share capital in excess of Rs. 2 lakhs.		1	82880	0	0	82880	0.6094	82880	0	0.6094	0	0.0000	NA	NA	0	0
(b) NBFCs registered with RBI		0	0	0	0	0	0.0000	0	0	0.0000	0	0.0000	NA	NA	0	0
(c) Employee Trusts		0	0	0	0	0	0.0000	0	0	0.0000	0	0.0000	NA	NA	0	0
(d) Overseas Depositories (holding DIs) (balancing figure)		0	0	0	0	0	0.0000	0	0	0.0000	0	0.0000	NA	NA	0	0
(e) Any Other (Specify)		5	24470	0	0	24470	0.1799	24470	0	0.1799	0	0.0000	NA	NA	0	0
(f) Trusts		1	50	0	0	50	0.0004	50	0	0.0004	0	0.0000	NA	NA	0	8470
(g) Hindu Undivided Family		2	5740	0	0	5740	0.0422	5740	0	0.0422	0	0.0000	NA	NA	0	50
(h) Non Resident Indians (Non Repat)		1	16000	0	0	16000	0.1176	16000	0	0.1176	0	0.0000	NA	NA	0	5740
(i) Bodies Corporate		1	2680	0	0	2680	0.0197	2680	0	0.0197	0	0.0000	NA	NA	0	0
(j) Sub Total (B)(3)		920	369210	0	0	369210	2.8618	369210	0	2.8618	0	0.0000	NA	NA	0	2680
(k) Total Public Shareholding (B) = (B)(1)+(B)(2)+(B)(3)		923	799970	0	0	799970	5.8380	799970	0	5.8380	0	0.0000	NA	NA	0	85130
(l) Sub Total (B)(4)																
(m) Total Shareholding (B) = (B)(1)+(B)(2)+(B)(3)+(B)(4)																

Details of the shareholders acting as persons in Concert including their Shareholding (No. and %):

No. of shareholders	No. of Shares

Details of Shares which remain unclaimed may be given hear along with details such as number of shareholders, outstanding shares held in demat/unclaimed suspense account, voting rights which are frozen etc.

Note :

- (1) PAN would not be displayed on website of Stock Exchange(s).
- (2) The above format needs to disclose name of all holders holding more than 1% of total number of shares
- (3) W.r.t. the information pertaining to Depository Receipts, the same may be disclosed in the respective companies to the extent information available and the balance to be disclosed as held by custodian.

GENERATED ON : 14/11/2017 NSDL : 10/11/2017

CSL : 10/11/2017





**The Anup Engineering Limited**

**Table IV - Statement showing shareholding pattern of the Non Promoter- Non Public shareholder**

Category & Name of the shareholders (i)	PAN	Nos. of Shareholders (iii)	No. of fully paid up equity shares held (iv)	Partly paid-up equity shares held (v)	No. of shares underlying Depository Receipts (vi)	Shareholding % calculated as per SCRR, 1957 As a % of (A+B+C2) (vii) As a	Number of Voting Rights held in each class of securities			Shares Underlying Outstanding convertible securities (including securities held in convertible securities) (x) (xi) =	Number of Locked In Shares (a) (xii)	Number of Shares pledged or otherwise encumbered		Number of equity shares held in dematerialised form (xiv)		
							No of Voting Rights Class eg: X	Class eg: Y	Total (A+B+C)			No. (a)	As a % of total Shares held (b)		No. (a)	As a % of total Shares held (b)
1 Custodian/DR Holder		0	0	0	0	0.0000	0	0	0	0.0000	0	NA	NA	0		
2 Employee Benefit Trust (under SEBI (Share based Employee Benefits) Regulations, 2014)		0	0	0	0	0.0000	0	0	0	0.0000	0	NA	NA	0		
Total Non-Promoter- Non Public Shareholding (C)= (C1)+(C2)		0	0	0	0	0.0000	0	0	0	0.0000	0	NA	NA	0		

Note :

(1) PAN would not be displayed on website of Stock Exchange(s).


(2) The above format needs to disclose name of all holders holding more than 1% of total number of shares

(3) W.r.t. the information pertaining to Depository Receipts, the same may be disclosed in the respective columns to the extent information available and the balance to be disclosed as held by custodian.

GENERATED ON :14/11/2017

NSDL : 10/11/2017

CDSL :10/11/2017



Pre

**Shareholding Pattern Pre Scheme of Arrangement under Regulation 31 of SEBI (Listing Obligations and Disclosure Requirements)**

1.	Name of Listed Entity: <u>Anveshan Heavy Engineering Limited</u>
2.	Scrip Code/Name of Scrip/Class of Security: _____
3.	Share Holding Pattern Filled under: <u>Reg. 31(1)(a)/Reg. 31(1)(b)/Reg.31(1)(c)</u> a. <u>  </u> If under 31(1)(b) then indicate the report for Quarter ending _____ b. <u>  </u> If under 31(1)(c) then indicate date of allotment/extinguishment _____
4.	Declaration: The Listed entity is required to submit the following declaration to the extent of submission of information:- _____

Particulars	Yes*	No*
1 Whether the Listed Entity has issued any partly paid up shares?		No
2 Whether the Listed Entity has issued any Convertible Securities or Warrants?		No
3 Whether the Listed Entity has any shares against which depository receipts are issued?		No
4 Whether the Listed Entity has any shares in locked-in?		No
5 Whether any shares held by promoters are pledge or otherwise encumbered?		No

\* If the Listed Entity selects the option 'No' for the questions above, the columns for the partly paid up shares, Outstanding Convertible Securities/Warrants, depository receipts, locked-in shares, No of shares pledged or otherwise encumbered by promoters, as applicable, shall not be displayed at the time of dissemination on the Stock Exchange website. Also wherever there is 'No' declared by Listed Entity in above table the values will be considered as 'Zero' by default on submission of the format of holding of specified securities.




**Anveshan Heavy Engineering Limited**

**Table I - Summary Statement holding of specified securities: Pre Scheme of Arrangement**

Category (I)	Category of shareholder (II)	Nos. of shareholders (III)	No. of fully paid up equity shares held (IV)	No. of Partly paid-up equity shares held (V)	No. of shares underlying Depository Receipts held (VI)	Total nos. shares held (VII) = (IV) + (V) + (VI)	Shareholding as a % of total no. of shares (calculate as per SCRR, 1957) (VIII) As a % of (VII)	Number of Voting Rights held in each class of securities			Shares Underlying Outstanding convertible securities (including securities convertible into full conversion of convertible securities) (X)	Number of Locked in shares (XI)	Number of Shares pledged or otherwise encumbered		Number of equity shares held in dematerialised form (XIV)		
								No of Voting Rights Class eg: X	Class eg: y	Total (A+B+C)			No. (a)	As a % of total Shares held(b)		No. (a)	As a % of total Shares held(b)
(A)	Promoter & Promoter Group	7	50000	0	0	50000	100.00%	50000	0	100.00%	0	0.00%	0	0.00%	0		
(B)	Public	0	0	0	0	0	0.00%	0	0	0.00%	0	0.00%	0	0.00%	0		
(C)	Non Promoter - Non Public	0	0	0	0	0	0.00%	0	0	0.00%	0	0.00%	0	0.00%	0		
(C1)	Shares Underlying DRs	0	0	0	0	0	0.00%	0	0	0.00%	0	0.00%	0	0.00%	0		
(C2)	Shares Held By Employee Trust	0	0	0	0	0	0.00%	0	0	0.00%	0	0.00%	0	0.00%	0		
	Total	7	50000	0	0	50000	100.00%	50000	0	100.00%	0	0.00%	0	0.00%	0		

GENERATED ON :10/11/2017 NSDL : 10/11/2017 CDSL :10/11/2017



**Anveshan Heavy Engineering Limited**

**Table II - Statement showing shareholding pattern of the Promoter and Promoter Group Pre-schemes of Arrangement**

1	Category & Name of the shareholders	PAN	(i)	(ii)	(iii)	(iv)	(v)	(vi)	Shareholding % as per SCRR, 1957 As a % of (A+B+C2)	Number of Voting Rights held in each class of securities			Shares Underlying Outstanding convertible securities (including securities)	Number of Locked In shares		Number of Shares pledged or otherwise encumbered		Number of equity shares held in dematerialised form (XIV)	
										No. of fully paid up equity shares held	No. of Partly paid-up equity shares held	No. of shares underlying Depository Receipts		No. of Voting Rights Class eg: X	Total as a % of (A+B+C)	(X)	(XI)=		(a)
1	Indian																		
(a)	Individuals / Hindu Undivided Family		7	50000	0	0	0	50000	100.00%	50000	0	50000	100.00%	0	0.00%	0	0.00%	0	0
	Sanjyohal Shrenikbhai Lalbhai	ABCPL6596P	1	49994	0	0	0	49994	99.99%	1564	0	1564	99.99%	0	0.00%	0	0.00%	0	0
	Others		6	6	0	0	0	345	0.01%	345	0	345	0.01%	0	0.00%	0	0.00%	0	0
(b)	Central Government / State Government(s)		0	0	0	0	0	0	0.00%	0	0	0	0.00%	0	0.00%	0	0.00%	0	0
(c)	Financial Institutions / Banks		0	0	0	0	0	0	0.00%	0	0	0	0.00%	0	0.00%	0	0.00%	0	0
(d)	Any Other (Specify)		0	0	0	0	0	0	0.00%	0	0	0	0.00%	0	0.00%	0	0.00%	0	0
(d)	Sub Total (A)(1)		7	50000	0	0	0	50000	100.00%	50000	0	50000	100.00%	0	0.00%	0	0.00%	0	0
	Foreign																		
2	Individuals (Non-Resident Individuals / Foreign Individuals)																		
(a)	Government		0	0	0	0	0	0	0.00%	0	0	0	0.00%	0	0.00%	0	0.00%	0	0
(b)	Institutions		0	0	0	0	0	0	0.00%	0	0	0	0.00%	0	0.00%	0	0.00%	0	0
(c)	Foreign Portfolio Investor		0	0	0	0	0	0	0.00%	0	0	0	0.00%	0	0.00%	0	0.00%	0	0
(d)	Any Other (Specify)		0	0	0	0	0	0	0.00%	0	0	0	0.00%	0	0.00%	0	0.00%	0	0
(e)	Sub Total (A)(2)		0	0	0	0	0	0	0.00%	0	0	0	0.00%	0	0.00%	0	0.00%	0	0
	Total Shareholding Of Promoter And Promoter Group (A)= (A)(1)+(A)(2)		7	50000	0	0	0	50000	100.00%	50000	0	50000	100.00%	0	0.00%	0	0.00%	0	0

Details of Shares which remain unclaimed may be given hear along with details such as number of shareholders, outstanding shares held in demat/unclaimed suspense account, voting rights which are frozen etc.

Note :


(1) PAN would not be displayed on website of Stock Exchange(s)

(2) The term 'Encumbrance' has the same meaning as assigned under regulation 28(B) of SEBI (Substantial Acquisition of Shares and Takeovers) Regulations, 2011.

GENERATED ON :14/11/2017

NSDL : 10/11/2017

CDSL :10/11/2017



**Anveshan Heavy Engineering Limited**

**Table III - Statement showing shareholding pattern of the Public shareholder Pr: Scheme of Arrangement**

Category & Name of the shareholders (I)	PAN (II)	Nos. of shareholders (III)	No. of fully paid up equity shares held (IV)	Partly paid-up equity shares held (V)	No. of shares underlying Depository Receipts (VI)	Shareholding % as per SCRR, 1957 as amended (VII) = (A+B+C2) / X	Number of Voting Rights in each class of securities (VIII)		Total as a % of (A+B+C) (IX)	Shares Underlying Outstanding convertible securities (including convertible securities) (X)	Assuming full conversion of convertible securities (XI) = (X) / (IX)	Number of Locked in shares (XII)		Number of Shares pledged or otherwise encumbered (XIII)		Number of equity shares held in demat/physical form (XIV)
							No. of Class eg: X	Class eg: Y Total				No. (a)	As a % of total Shares held (b)	No. (a)	As a % of total Shares held (b)	
1																
(a) Mutual Fund																
(b) Venture Capital Funds																
(c) Alternate Investment Funds																
(d) Foreign Venture Capital Investors																
(e) Foreign Portfolio Investor																
(f) Financial Institutions / Banks																
(g) Insurance Companies																
(h) Provident Funds / Pension Funds																
(i) Any Other (Specify)																
Sub Total (B)(1)																
Central Government/ State Government(s)/ President of India																
2																
Central Government / State Government(s)																
Sub Total (B)(2)																
3																
(a) Non-Institutions																
(i) Individual shareholders holding nominal share capital up to Rs. 2 lakhs.																
(ii) Individual shareholders holding nominal share capital in excess of Rs. 2 lakhs.																
(b) NBFCs registered with RBI																
(c) Employee Trusts																
(d) Overseas Depositories (holding DIRs) (balancing figure)																
(e) Any Other (Specify)																
Trusts																
Hindu Undivided Family																
Non Resident Indians (Non Repat)																
Non Resident Indians (Repat)																
Overseas Bodies Corporates																
Clearing Member																
Bodies Corporate																
Sub Total (B)(3)																
Total Public Shareholding (B) = (B)(1)+(B)(2)+(B)(3)																

Details of the shareholders acting as persons in Concert including their Shareholding (No. and %):

No. of shareholders	No. of Shares

Details of Shares which remain unclaimed may be given hear along with details such as number of shareholders, outstanding shares held in demat/unclaimed suspense account, voting rights which are frozen etc.


Note :

(1) PAN would not be displayed on website of Stock Exchange(s).

(2) The above format needs to disclose name of all holders holding more than 1% of total number of shares

(3) Where the information pertaining to Depository Receipts, the same may be disclosed in the respective columns to the extent information available and the balance to be disclosed as held by custodian.

GENERATED ON: 10/11/2017 NSDL : 10/11/2017 CDSL : 10/11/2017



**Anveshan Heavy Engineering Limited**

**Table IV - Statement showing shareholding pattern of the Non Promoter- Non Public shareholder Pre Scheme of Arrangement**

Category & Names of the shareholders	PAN	Nos. of shareholders	No. of fully paid up equity shares held (IV)	Partly paid-up equity shares held (V)	No. of shares underlying Depository Receipts (VI)	Shareholding % as per SCRR, 1957 As a % of (A+B+C2)	Number of Voting Rights held in each class of securities		Shares Underlying Outstanding convertible securities (including securities held (X)) (X)	Number of Locked In shares		Number of Shares pledged or otherwise encumbered		Number of equity shares held in dematerialised form (XIV)
							No of Voting Rights Class eg: Y Total (X)	Class eg: Z Total (X)		No. (a)	As a % of total Shares held (b)	No. (a)	As a % of total Shares held (b)	
1	(I) Custodian/DR Holder		0	0	0	0.00%	0	0	0	0	0	0	0	0
2	(II) Employee Benefit Trust (under SEBI (Share based Employee Benefit) Regulations, 2014) Total Non-Promoter- Non Public Shareholding (C)=		0	0	0	0.00%	0	0	0	0	0	0	0	0


Note :

- (1) PAN would not be displayed on website of Stock Exchanges).
- (2) The above format needs to disclose name of all holders holding more than 1% of total number of shares
- (3) W.r.t. the information pertaining to Depository Receipts, the same may be disclosed in the respective columns to the extent information available and the balance to be disclosed as held by custodian.

GENERATED ON :14/11/2017

NSDL : 10/11/2017

CDSL :10/11/2017



Post

**Shareholding Pattern Post Scheme of Arrangement under Regulation 31 of SEBI (Listing Obligations and Disclosure Requirements)**

1.	Name of Entity: Anveshan Heavy Engineering Limited
2.	Scrip Code/Name of Scrip/Class of Security: Not Listed
3.	Share Holding Pattern Filed under: Reg. 31(1)(a)/Reg. 31(1)(b)/Reg.31(1)(c) a. If under 31(1)(b) then indicate the report for Quarter ending b. If under 31(1)(c) then indicate date of allotment/extinguishment
4.	Declaration: The Listed entity is required to submit the following declaration to the extent of submission of information:-

Particulars		Yes*	No*
1	Whether the Listed Entity has issued any partly paid up shares?		No
2	Whether the Listed Entity has issued any Convertible Securities or Warrants?		No
3	Whether the Listed Entity has any shares against which depository receipts are issued?		No
4	Whether the Listed Entity has any shares in locked-in?		No
5	Whether any shares held by promoters are pledge or otherwise encumbered?		No


\* If the Listed Entity selects the option 'No' for the questions above, the columns for the partly paid up shares, Outstanding Convertible Securities/Warrants, depository receipts, locked-in shares, No of shares pledged or otherwise encumbered by promoters, as applicable, shall not be displayed at the time of dissemination on the Stock Exchange website. Also wherever there is 'No' declared by Listed Entity in above table the values will be considered as 'Zero' by default on submission of the format of holding of specified securities.



**Anveshan Heavy Engineering Limited**

**Table I - Summary Statement holding of specified securities Post Scheme of Arrangement**

Category	Nos. of shareholders	No. of fully paid up equity shares held	No. of Partly paid-up equity shares held	No. of shares underlying Depository Receipts	Shareholding as a % of total no. of shares (calculated as per SCRR, 1957)	Number of Voting Rights held in each class of securities			Shares Underlying Outstanding convertible securities (including securities convertible in full)	Number of Locked in shares		Number of Shares pledged or otherwise encumbered		Number of equity shares held in dematerialised form
						No of Voting Rights	Class eg: X	Class eg: Y		Total	As a % of total Shares held (b)	No. (a)	As a % of total Shares held (b)	
(A) Promoter & Promoter Group	59	4228841	0	0	4228841	4228841	0	4228841	0	0.00%	0	0.00%	4167941	
(B) Public	183781	5962745	0	0	5962745	5962745	0	5962745	0	0.00%	0	0.00%	5613312	
(C) Non Promoter - Non Public	1	524	0	0	524	524	0	524	0	0.01%	0	0.00%	0	
(C1) Shares Underlying DRs	0	0	0	0	0	0	0	0	0	0.00%	0	0.00%	0	
(C2) Shares Held By Employee Trust	1	524	0	0	524	524	0	524	0	0.01%	0	0.00%	0	
Total	183841	10192110	0	0	10192110	10192110	0	10192110	0	58.53%	0	0.00%	9781252	






**Anveshan Heavy Engineering Limited**

**Table II - Statement showing shareholding pattern of the Promoter and Promoter Group Post Scheme of Arrangement**

Category & Name of the shareholders	PAN	Nos. of shareholder	No. of fully paid up equity shares held	Partly paid-up equity shares held	No. of shares underlying Depository Receipts	Shareholding % as per SCRR, 1957 As a % of Total nos. shares held (A+B+C2)	Number of Voting Rights		Shareholding % assuming full conversion of convertible securities (including securities held)	Number of Locked In Shares		Number of Shares pledged or otherwise encumbered		Number of equity shares held in dematerialised form
							No of Class eF	Class eF: X		As a % of total Shares held (b)	No. (a)	As a % of total Shares held (b)	No. (a)	
(a) Individuals / Hindu Undivided Family														
Hansaban Nanjibhai Laibhai	ABCP18306R	1	39	0	0	0.00%	0	0	0.00%	0	0	0	0	59659
Sunil S. Laibhai	ABBP16095G	2	1409	0	0	0.01%	1409	0	0.00%	0	0	0	0	1409
Badanji Manji Bajaj	ABPN6750D	1	360	0	0	0.00%	360	0	0.00%	0	0	0	0	360
Sunil Siddharth Laibhai	AAFP10691B	1	201	0	0	0.00%	201	0	0.00%	0	0	0	0	201
Vimla S. Laibhai	ABCP16402D	2	170	0	0	0.00%	170	0	0.00%	0	0	0	0	170
Taral S. Laibhai	AAFP16510K	1	151	0	0	0.00%	151	0	0.00%	0	0	0	0	151
Punit Sanjaybhai	ABBP13377R	1	138	0	0	0.00%	138	0	0.00%	0	0	0	0	138
Asina Laibhai	ACPL19308R	1	71	0	0	0.00%	71	0	0.00%	0	0	0	0	71
Sanjaybhai Shrenikbhai Laibhai	ABCP15096P	4	58	0	0	0.00%	58	0	0.00%	0	0	0	0	58
Jayshreebhai Sanjaybhai Laibhai	AAAP14080A	2	13	0	0	0.00%	13	0	0.00%	0	0	0	0	13
Sunil Siddharth	AAFP18242F	1	1	0	0	0.00%	1	0	0.00%	0	0	0	0	1
Kalbana Shitala Marakha	AAFP19726E	1	0	0	0	0.00%	0	0	0.00%	0	0	0	0	0
Others		21	78925	0	0	0.77%	78925	0	0.00%	0	0	0	0	56889
(b) Central Government / State Government(s)														
(c) Financial Institutions / Banks														
(d) Any Other (Specify)														
Bodies Corporate		20	4147107	0	0	40.89%	4147107	0	0.00%	0	0	0	0	0
Aura Securities Private Limited	AAAC16517N	20	4147107	0	0	40.89%	4147107	0	0.00%	0	0	0	0	4108243
Ami Employee Welfare Trust	AAAT1220E	3	3551618	0	0	34.85%	3551618	0	0.00%	0	0	0	0	3551618
Anul Limited	AAAC23500M	2	234345	0	0	2.30%	234345	0	0.00%	0	0	0	0	234345
Agam Holdings Private Limited	AAAC3895C	1	152869	0	0	1.50%	152869	0	0.00%	0	0	0	0	152869
Amazon Investments Private Limited	AAAC1991M	1	69995	0	0	0.69%	69995	0	0.00%	0	0	0	0	69995
Aura Business Ventures Lp	ABHF48336M	1	42702	0	0	0.42%	42702	0	0.00%	0	0	0	0	42702
Laibhai Realty Finance Private Limited	AAAC11991M	1	30000	0	0	0.29%	30000	0	0.00%	0	0	0	0	30000
Aceon Investments Private Limited	AAAC1991M	1	16852	0	0	0.17%	16852	0	0.00%	0	0	0	0	16852
Anusandhan Investments Limited	AAAC1991M	1	6639	0	0	0.07%	6639	0	0.00%	0	0	0	0	6639
Amardeep Holdings Private Limited	AAAC1991M	1	4900	0	0	0.05%	4900	0	0.00%	0	0	0	0	4900
Ayoyan Resources Private Ltd	AAAC1991M	1	4259	0	0	0.04%	4259	0	0.00%	0	0	0	0	4259
Adhirami Investments Private Limited	AAAC1991M	1	3491	0	0	0.03%	3491	0	0.00%	0	0	0	0	3491
Akshita Holdings Private Limited	AAAC1991M	1	20630	0	0	0.20%	20630	0	0.00%	0	0	0	0	20630
Aura Merchandisa Pvt. Ltd.	AAAC1991M	1	222	0	0	0.00%	222	0	0.00%	0	0	0	0	222
Aura Securities Pvt. Ltd.	AAAC1991M	1	5	0	0	0.00%	5	0	0.00%	0	0	0	0	5
Fast Credit Consulting Pvt. Ltd.	ABFP44102H	1	4	0	0	0.00%	4	0	0.00%	0	0	0	0	4
Aegid Investments Ltd.	AAAC1991M	1	4	0	0	0.00%	4	0	0.00%	0	0	0	0	4
Sub Total (A1)		59	4228841	0	0	41.49%	4228841	0	0.00%	0	0	0	0	4187941
Foreign														
(a) Individuals (Non-Resident Individuals / Foreign Individuals)														
(b) Government														
(c) Institutions														
(d) Foreign Portfolio Investor														
(e) Any Other (Specify)														
Sub Total (A2)														
Total Shareholding of Promoter And Promoter Group (A1)-(A2)(B+C)(E)		59	4228841	0	0	41.49%	4228841	0	0.00%	0	0	0	0	4187941

Details of Shares which remain unclaimed may be given hear along with details such as number of shareholders, outstanding shares held in demat/unclaimed suspense account, voting rights which are frozen etc.

Note :  
 (1) PAN would not be displayed on website of Stock Exchange(s)  
 (2) The term 'Encumbrance' has the same meaning as assigned under regulation 28(3) of SEBI (Substantial Acquisition of Shares and Takeovers) Regulations, 2011.





**Arvind Heavy Engineering Limited**

**Table II - Statement showing shareholding pattern of the Public shareholder Post Scheme of Arrangement**

Sl. No.	Category & Name of the shareholders	PAN	Nos. of shares held	No. of fully paid up equity shares held	Partly paid-up equity shares held	No. of shares underlying Depository Receipts	Shareholding % as per SCRR, 1957 As a % of (A+B+C2)	Number of Voting Rights held in each class of securities			Shares Underlying Outstanding convertible securities (including securities convertible in of convertible securities)	Number of Locked in shares	Number of Shares pledged or otherwise encumbered	Number of equity shares held in dematerialised form
								Class eg: X	Class eg: Y	Total (A+B+C)				
1	Mutual Fund		84	969936	0	0	9.47%	969936	0	0	0	0	0	969936
	Kotak Select Focus Fund	AAAT6A75F	0	185185	0	0	1.81%	185185	0	0	0	0	0	185185
	Franklin Templeton Mutual Fund A/C Franklin Ind	AAAT74931H	0	170370	0	0	1.66%	170370	0	0	0	0	0	170370
	Sundaram Mutual Fund A/C Sundaram Select Mid	AAAT5254B	0	134903	0	0	1.32%	134903	0	0	0	0	0	134903
(b)	Venture Capital Funds		0	0	0	0	0.00%	0	0	0	0	0	0	0
	Alternate Investment Funds		0	0	0	0	0.00%	0	0	0	0	0	0	0
(c)	Foreign Venture Capital Investors		1	207	0	0	0.00%	207	0	0	0	0	0	207
(d)	Foreign Portfolio Investor		0	0	0	0	0.00%	0	0	0	0	0	0	0
(e)	George J Sivas - Emerging Stars Equity Fund	AAACW4419K	216	2558438	0	0	24.98%	2558438	0	0	0	0	0	2558438
(f)	Mutual Institutions / Banks		0	202522	0	0	1.98%	202522	0	0	0	0	0	202522
	Financial Institutions / Banks		0	183048	0	0	1.79%	183048	0	0	0	0	0	183048
	Life Insurance Corporation Of India	AAACLO632H	64	605629	0	0	5.89%	605629	0	0	0	0	0	605629
	The New India Assurance Company Limited	AAACW4419K	0	312164	0	0	3.05%	312164	0	0	0	0	0	312164
(g)	Insurance Companies		1	261352	0	0	2.55%	261352	0	0	0	0	0	261352
(h)	Provident Funds/ Pension Funds		0	15	0	0	0.00%	15	0	0	0	0	0	15
(i)	Any Other (Specify)		2	33	0	0	0.00%	33	0	0	0	0	0	33
	Foreign Bank		1	6	0	0	0.00%	6	0	0	0	0	0	6
	UTI		1	28	0	0	0.00%	28	0	0	0	0	0	28
	Sub Total (B1)		365	4132309	0	0	40.35%	4132309	0	0	0	0	0	4132309
2	Central Government / State Government(s)		0	0	0	0	0.00%	0	0	0	0	0	0	0
	Central Government / State Government(s)		1	7	0	0	0.00%	7	0	0	0	0	0	7
	Sub Total (B2)		1	7	0	0	0.00%	7	0	0	0	0	0	7
3	Non-Institutions		0	0	0	0	0.00%	0	0	0	0	0	0	0
(a)	Individuals		0	0	0	0	0.00%	0	0	0	0	0	0	0
	i. Individual shareholders holding nominal share capital up to Rs. 2 lakhs.		178935	1179560	0	0	11.52%	1179560	0	0	0	0	0	1179560
	ii. Individual shareholders holding nominal share capital in excess of Rs. 2 lakhs.		0	0	0	0	0.00%	0	0	0	0	0	0	0
(b)	NBFCs registered with RBI		77	249679	0	0	2.44%	249679	0	0	0	0	0	249679
(c)	Employee Trusts		0	0	0	0	0.00%	0	0	0	0	0	0	0
(d)	Overseas Depositories (holding DRs) (balancing figure)		0	0	0	0	0.00%	0	0	0	0	0	0	0
(e)	Any Other (Specify)		5905	459206	0	0	4.48%	459206	0	0	0	0	0	459206
	Trusts		23	38572	0	0	0.38%	38572	0	0	0	0	0	38572
	Hindu Undivided Family		2179	52003	0	0	0.51%	52003	0	0	0	0	0	52003
	Non Resident Indians (Non Repat)		678	27300	0	0	0.27%	27300	0	0	0	0	0	27300
	Non Resident Indians (Repatriating)		1265	32605	0	0	0.32%	32605	0	0	0	0	0	32605
	Overseas Bodies Corporates		1	107	0	0	0.00%	107	0	0	0	0	0	107
	Clearing Member		672	77843	0	0	0.76%	77843	0	0	0	0	0	77843
	Bodies Corporate		1087	230776	0	0	2.25%	230776	0	0	0	0	0	230776
	Sub Total (B3)		184334	1830429	0	0	17.87%	1830429	0	0	0	0	0	1830429
	Total Public Shareholding (B)= (B1)+(B2)+(B3)		184334	5962745	0	0	58.22%	5962745	0	0	0	0	0	5962745

Details of the shareholders acting as persons in Concert including their Shareholding (No. and %):

No. of shareholders	No. of Shares
---------------------	---------------

Details of Shares which remain unclaimed may be given here along with details such as number of shareholders, outstanding shares held in demat/unclaimed suspense account, voting rights which are frozen etc.

Note: (1) PAN would not be displayed on website of Stock Exchanges.  
 (2) The above information needs to disclose name of all holders holding more than 1% of total number of shares  
 (3) Where the information pertaining to Depository Receipts, the same may be disclosed in the respective columns to the extent information available and the balance to be disclosed as held by custodian.



