


(I)(a)

Statement showing Shareholding Pattern

Name of the Company: ARVIND LIMITED			
Scrip Code, Name of the scrip, class of security: 500101, ARVIND, EQUITY SHARES			
Quarter ended: 31st December, 2010			
Partly paid-up shares:-	No. of partly paid-up shares	As a % of total no. of partly paid-up shares	As a % of total no. of shares of the company
Held by promoter/promoters group	N.A	N.A	N.A
Held by public	N.A	N.A	N.A
Total	N.A	N.A	N.A
Outstanding convertible securities:-	No. of outstanding securities	As a % of total No. of outstanding convertible securities	As a % of total no. of shares of the company, assuming full conversion of the convertible securities
Held by promoter/promoter group	N.A	N.A	N.A
Held by public	N.A	N.A	N.A
Total	N.A	N.A	N.A
Warrants:-	No. of warrants	As a % of total no. of warrants	As a % of total no. of shares of the company, assuming full conversion of warrants
Held by promoter/ promoter group	N.A	N.A	N.A
Held by public	N.A	N.A	N.A
Total	N.A	N.A	N.A
Total paid-up capital of the company assuming full conversion of warrants and convertible securities	N.A		

For ARVIND LIMITED




Company secretary

ARVIND LIMITED

Category code	Category of shareholder	Number of shareholders	Total number of shares	Number of shares held in dematerialized form	Total shareholding as a percentage of total number of shares		Shares pledged or otherwise encumbered	
					As a percentage of (A+B)1	As a percentage of (A+B+C)	Number of Shares	As a percentage
(I)	(II)	(III)	(IV)	(V)	(VI)	(VII)	(VIII)	(IX)=(VIII)/(IV)*100
(A)	Promoter and Promoter Group²							
(1)	Indian							
(a)	Individuals / Hindu Undivided Family	23	3322988	3322988	1.31	1.31	0	0.00
(b)	Central Government/ State Government(s)							
(c)	Bodies Corporate	17	107487094	93287094	42.35	42.25	515000	0.48
(d)	Financial Institutions/Banks							
(e)	Any Other (specify)							
	Sub - Total (A)(1)	40	110810082	96610082	43.66	43.56	515000	0.46
(2)	Foreign							
(a)	Individuals (Non-Resident Individuals/ Foreign Individuals)							
(b)	Bodies Corporate							
(c)	Institutions							
(d)	Any Other (specify)							
	Sub - Total (A)(2)	0	0	0	0	0	0	0
	Total Shareholding of Promoter and Promoter Group (A)=A(1)+(A)(2)	40	110810082	96610082	43.66	43.56	515000	0.46
(B)	Public shareholding³						N.A.	N.A.
(1)	Institutions						N.A.	N.A.
(a)	Mutual Funds / UTI	37	13622091	13612887	5.37	5.35		
(b)	Financial Institutions/Banks	59	1664038	1656895	0.66	0.65		
(c)	Central Government/ State Government(s)							
(d)	Venture Capital Funds							
(e)	Insurance Companies	7	19300071	19299671	7.60	7.59		
(f)	Foreign Institutional Investors	86	16628374	16606057	6.55	6.54		
(g)	Foreign Venture Capital Investors							
(h)	Any Other (specify) Foreign Banks/IFCW	3	1213	963	0.00	0.00		
	Sub - Total (B)(1)	192	51215787	51176473	20.18	20.13		
(2)	Non-Institutions						N.A.	N.A.
(a)	Bodies Corporate	2078	16016866	15934230	6.31	6.30		
(b)	Individuals -							
	i. Individual shareholders holding nominal share capital up to Rs.1 lakh	192596	57383568	53935433	22.61	22.56		
	ii. Individual shareholders holding nominal share capital in excess of Rs. 1 lakh.	453	16244832	16196977	6.40	6.39		
(c)	Any Other (specify)							
(ci)	NRIs/OCBs	1553	2147814	2071183	0.85	0.84		
	Sub - Total (B)(2)	196680	91793080	88137823	36.16	36.08		
	Total Public Shareholding (B) = (B)(1) + (B)(2)	196872	143008867	139314296	56.34	56.21	0	0
	Total (A) + (B)	196912	253818949	235924378	100.00	99.77	515000	0.20
(C)	Shares held by Custodians and against which Depository Receipts have been issued.							
(1)	Promoter and Promoter Group							
(2)	Public	2	581092	566092	0.00	0.23	0	0
	GRAND TOTAL (A)+(B)+(C)	196914	254400041	236490470	100.00	100.00	515000	0.20

For ARVIND LIMITED


 Company secretary

ARVIND LIMITED

(I)(b) Statement showing shareholding of persons belonging to the category "Promoter and Promoter Group" for the quarter ended on 31.12.2010.

Sr. No.	Name of the Shareholder	Total Shares held		Shares pledged or otherwise encumbered		
		Number	As % of grand total (A)+(B)+(C)	Number	As a percentage	As a % of grand total (A)+(B)+(C) of sub-clause (I)(a)
(I)	(II)	(III)	(IV)	(V)	(VI)=(V)/(III)* 100	(VII)
As per statement attached herewith.						
TOTAL						

(I)(c) Statement showing shareholding of persons belonging to the category "Public and holding more than 1% of the total number of shares" for the quarter ended on 31.12.2010.

Sr. No.	Name of the Shareholder	Number of Shares	Shares as a percentage of total number of shares (i.e., Grand Total (A)+(B)+(C) indicated in Statement at para (I)(a) above)
1	Life Insurance Corporation of India	16558953	6.51
2	Government Pension Fund Global	3401464	1.34
3	IDFC Premier Equity Fund	3362882	1.32
4	DSP Blackrock Equity Fund	3239285	1.27
5	DSP Blackrock Small & Mid Cap Fund	3002810	1.18
6	Doric Asia Pacific Small Cap (M) Ltd.	2700000	1.06
TOTAL		32265394	12.68

(I)(d) Statement showing details of locked-in shares for the quarter ended on 31.12.2010.

Sr. No.	Name of the Shareholder	Category of Shareholders (Promoters/Public)	Number of locked-in shares	Locked-in Shares as a percentage of total no. of Shares (i.e., Grand Total (A)+(B)+(C) indicated in Statement at para (I)(a) above)
1	Anukul Investments Pvt. Ltd.	Promoters	7500000	2.95
2	Anukul Investments Pvt. Ltd.	Promoters	5500000	2.16
3	Anukul Investments Pvt. Ltd.	Promoters	1200000	0.47
4	Anukul Investments Pvt. Ltd.	Promoters	18850000	7.41
TOTAL			33050000	12.99

(II)(a) Statement showing details of Depository Receipts (DRs) for the quarter ended on 31.12.2010.

Sr. No.	Type of outstanding DR(ADRs, GDRs, SDRs, etc.)	Number of outstanding DRs	Number of shares underlying outstanding DRs	Shares underlying outstanding DRs as a percentage of total number of shares (i.e. Grand Total (A)+(B)+(C) indicated in Statement at para (I)(a) above)
1	GDRs	581092	581092	0.23
TOTAL				


(II)(b) Statement showing holding of Depository Receipts (DRs), where underlying shares held by "promoter/promoter group" are in excess of 1% of the total number of shares for the quarter ended on 31.12.2010.

Sr. No.	Name of the DR Holder	Type of outstanding DR (ADRs, GDRs, SDRs etc.)	Number of shares underlying outstanding DRs	Shares underlying outstanding DRs as a percentage of total number of shares (i.e. Grand Total (A)+(B)+(C) indicated in Statement at para (I)(a) above)
1	N.A	N.A	N.A	N.A
TOTAL				

(III)(a) Statement showing the voting pattern of shareholders, if more than one class of shares/securities is issued by the issuer.

(Give description of voting rights for each class of security.) Not Applicable.

For ARVIND LIMITED


Company secretary

ARVIND LIMITED

(I)(b) Statement showing shareholding of persons belonging to the category "Promoter and Promoter Group" for the quarter ended on 31.12.2010.

Sr. No.	Name of the Shareholder	Total Shares held		Shares pledged or otherwise encumbered		
		Number	As % of grand total (A)+(B)+(C)	Number	As a percentage	As a % of grand total (A)+(B)+(C) of sub-clause (I)(a)
(I)	(II)	(III)	(IV)	(V)	(VI)=(V)/(III)* 100	(VII)
1	Aura Securities Pvt. Ltd.	58615274	23.04	515000	0.88	0.20
2	Anukul Investments Private Limited	33223608	13.06		0.00	0.00
3	AML Employees' Welfare Trust	6327624	2.49		0.00	0.00
4	Atul Limited	4127471	1.62		0.00	0.00
5	Sanjaybhai Shrenikbhai Lalbhai	3000152	1.18		0.00	0.00
6	Amazon Investments Private Limited	1792158	0.70		0.00	0.00
7	Aeon Investments Private Limited	1126200	0.44		0.00	0.00
8	Anubhav Investments Pvt. Limited	889315	0.35		0.00	0.00
9	Acropolis Investments Limited	424199	0.17		0.00	0.00
10	Anshuman Holdings Private Limited	400000	0.16		0.00	0.00
11	Agrimore Limited	336000	0.13		0.00	0.00
12	Samvegbhai Arvindbhai Lalbhai	213654	0.08		0.00	0.00
13	Adore Investments Private Limited	130995	0.05		0.00	0.00
14	Amardeep Holdings Private Limited	94250	0.04		0.00	0.00
15	Hansaben Niranjnabhai Lalbhai	36432	0.01		0.00	0.00
16	Anamikaben Samvegbhai Lalbhai	35636	0.01		0.00	0.00
17	Saumya Samvegbhai Lalbhai	20000	0.01		0.00	0.00
18	Maniniben Niranjnabhai	5402	0.00		0.00	0.00
19	Swati S Lalbhai	5337	0.00		0.00	0.00
20	Punit Sanjaybhai	3714	0.00		0.00	0.00
21	Shrenikbhai Kasturbhai Lalbhai	1414	0.00		0.00	0.00
22	Vimlaben S Lalbhai	970	0.00		0.00	0.00
23	Sanjaybhai Shrenikbhai Lalbhai	100	0.00		0.00	0.00
24	Sheth Arvindbhai Narottambhai	88	0.00		0.00	0.00
25	Jayshreeben Sanjaybhai Lalbhai	77	0.00		0.00	0.00
26	Kalpanaben Shripalbhahi Morakhia	12	0.00		0.00	0.00
	Total	110810082	43.56	515000	0.46	0.20

For ARVIND LIMITED

Ashu
Company secretary