

(I)(a) Statement Showing Shareholding Pattern


Name of the Company: **ARVIND LIMITED**

Scrip Code, Name of the scrip, class of security: **500101, EQUITY SHARES**

Quarter ended: **30th September, 2014**

Partly paid-up shares:-	No. of partly paid-up shares	As a % of total no. of partly paid-up shares	As a % of total no. of shares of the company
Held by promoter/promoter group	N.A.	N.A.	N.A.
Held by public	N.A.	N.A.	N.A.
Total	N.A.	N.A.	N.A.
Outstanding convertible securities:-	No. of outstanding securities	As a % of total no. of outstanding convertible securities	As a % of total no. of shares of the company, assuming full conversion of the convertible securities
Held by promoter/promoter group	N.A.	N.A.	N.A.
Held by public	N.A.	N.A.	N.A.
Total	N.A.	N.A.	N.A.
Warrants:-	No. of warrants	As a % of total no. of warrants	As a % of total no. of shares of the company, assuming full conversion of warrants
Held by promoter/promoter group	N.A.	N.A.	N.A.
Held by public	N.A.	N.A.	N.A.
Total	N.A.	N.A.	N.A.
Total paid-up capital of the company, assuming full conversion of warrants and convertible securities	258243069		

For ARVIND LIMITED



Company Secretary

I(a) Statement Showing Shareholding Pattern								
Category code	Category of Shareholder	Number of Shareholders	Total number of shares	Number of shares held in dematerialized form	Total shareholding as a percentage of total number of shares		Shares Pledged or otherwise encumbered	
					As a percentage of (A+B) ¹	As a percentage of (A+B+C)	Number of shares	As a percentage
(I)	(II)	(III)	(IV)	(V)	(VI)	(VII)	(VIII)	(IX)= (VIII)/(IV)*100
(A)	Shareholding of Promoter and Promoter Group²							
1	Indian							
(a)	Individuals/ Hindu Undivided Family	22	2341906	2341906	0.91	0.91	0	0.00
(b)	Central Government/ State Government(s)	0	0	0	0.00	0.00	0	0.00
(c)	Bodies Corporate	14	109876025	109876025	42.60	42.55	455000	0.41
(d)	Financial Institutions/ Banks	0	0	0	0.00	0.00	0	0.00
(e)	Any Others(Specify)	0	0	0	0.00	0.00	0	0.00
	Sub Total(A)(1)	36	112217931	112217931	43.51	43.45	455000	0.41
2	Foreign							
a	Individuals (Non-Residents Individuals/ Foreign Individuals)	0	0	0	0.00	0.00	0	0.00
b	Bodies Corporate	0	0	0	0.00	0.00	0	0.00
c	Institutions	0	0	0	0.00	0.00	0	0.00
d	Qualified Foreign Investor				0.00	0.00		
e	Any Others(Specify)	0	0	0	0.00	0.00	0	0.00
	Sub Total(A)(2)	0	0	0	0.00	0.00	0	0.00
	Total Shareholding of Promoter and Promoter Group (A)= (A)(1)+(A)(2)	36	112217931	112217931	43.51	43.45	455000	0.41
(B)	Public shareholding							
1	Institutions							
(a)	Mutual Funds/ UTI	93	20285086	20274323	7.86	7.86		
(b)	Financial Institutions/ Banks	59	62088	53559	0.02	0.02		
(c)	Central Government/ State Government(s)	1	500	500	0.00	0.00		
(d)	Venture Capital Funds	0	0	0	0.00	0.00		
(e)	Insurance Companies	2	16585534	16585134	6.43	6.42		
(f)	Foreign Institutional Investors	180	60834250	60812343	23.59	23.56		
(g)	Foreign Venture Capital Investors	0	0	0	0.00	0.00		
(h)	Qualified Foreign Investor	0	0	0	0.00	0.00		
(i)	Any Other (specify)							
(i-i)	Foreign Banks/ IFCW	3	1113	963	0.00	0.00		
	Sub-Total (B)(1)	338	97768571	97726822	37.91	37.86		
2	Non-institutions							
(a)	Bodies Corporate	1686	11041462	10987361	4.28	4.28		
(b)	Individuals							
	i. Individual shareholders holding nominal share capital up to Rs 1 lakh	181889	27694689	24376578	10.74	10.72		
	ii. Individual shareholders holding nominal share capital in excess of Rs.1 lakh.	186	7016733	6980595	2.72	2.72		
(c)	Qualified Foreign Investor	0	0	0	0.00	0.00		
(d)	Any Other (specify)							
(d-i)	NRI/OCBs	1373	1231377	1077314	0.48	0.48		
(d-ii)	Trusts	12	2267	2267	0.00	0.00		
(d-iii)	Clearing Members	309	951497	951497	0.37	0.37		
	Sub-Total (B)(2)	185455	47938025	44375612	18.59	18.56		
(B)	Total Public Shareholding (B)= (B)(1)+(B)(2)	185793	145706596	142102434	56.49	56.42	0	0.00
	TOTAL (A)+(B)	185829	257924527	254320365	100.00	99.88		
(C)	Shares held by Custodians and against which Depository Receipts have been issued							
1	Promoter and Promoter Group	0	0	0	0.00	0.00		
2	Public	2	318542	303942	0.00	0.12		
	Sub-Total (C)	2	318542	303942	0.00	0.12	0	0
	GRAND TOTAL (A)+(B)+(C)	185831	258243069	254624307	100.00	100.00	455000	0.18

For ARVIND LIMITED

Adhwa
Company Secretary


(1)(b) Statement showing holding of securities (including shares, warrants, convertible securities) of persons belonging to the category "Promoter and Promoter Group"

Sr. No.	Name of the shareholder	Details of Shares held		Encumbered shares (*)			Details of warrants		Details of convertible securities		Total shares (including underlying shares assuming full conversion of warrants and convertible securities) as a % of diluted share capital
		Number of shares held	As a % of grand total (A)+(B)+(C)	No.	As a percentage	As a % of grand total (A)+(B)+(C) of sub-clause (1)(a)	Number of warrants held	As a % total number of warrants of the same class	Number of convertible securities held	As a % total number of convertible securities of the same class	
(I)	(II)	(III)	(IV)	(V)	(VI)=(V)/(III)*100	(VII)	(VIII)	(IX)	(X)	(XI)	(XII)
1	Aura Securities Pvt. Ltd.	95790590	37.09	455000	0.47	0.18	0	0	0	0	0
2	AML Employees' Welfare Trust	6327317	2.45	0	0.00	0.00	0	0	0	0	0
3	Atul Limited	4127471	1.60	0	0.00	0.00	0	0	0	0	0
4	Sanjaybhai Shrenikbhai Lalbhai	2001464	0.78	0	0.00	0.00	0	0	0	0	0
5	Aagam Holdings Private Limited	1876258	0.73	0	0.00	0.00	0	0	0	0	0
6	Amazon Investments Private Limited	1152958	0.45	0	0.00	0.00	0	0	0	0	0
7	Aeon Investments Private Limited	179244	0.07	0	0.00	0.00	0	0	0	0	0
8	Samvegbbhai Arvindbhai Lalbhai	216576	0.08	0	0.00	0.00	0	0	0	0	0
9	Agrimore Limited	110000	0.04	0	0.00	0.00	0	0	0	0	0
10	Adore Investments Private Limited	132296	0.05	0	0.00	0.00	0	0	0	0	0
11	Amardeep Holdings Private Limited	94250	0.04	0	0.00	0.00	0	0	0	0	0
12	Aayojan Resources Pvt. Limited	84505	0.03	0	0.00	0.00	0	0	0	0	0
13	Anamikaben Samvegbbhai Lalbhai	40032	0.02	0	0.00	0.00	0	0	0	0	0
14	Hansaben Niranjambhai Lalbhai	38068	0.01	0	0.00	0.00	0	0	0	0	0
15	Saumya Samvegbbhai Lalbhai	20000	0.01	0	0.00	0.00	0	0	0	0	0
16	Swati S Lalbhai	7712	0.00	0	0.00	0.00	0	0	0	0	0
17	Badlani Manini Rajiv	5402	0.00	0	0.00	0.00	0	0	0	0	0
18	Taral S Lalbhai	4074	0.00	0	0.00	0.00	0	0	0	0	0
19	Punit Sanjaybhai	3714	0.00	0	0.00	0.00	0	0	0	0	0
20	Sunil Siddharth Lalbhai	3437	0.00	0	0.00	0.00	0	0	0	0	0
21	Adhinami Investments Private Limited	1000	0.00	0	0.00	0.00	0	0	0	0	0
22	Vimlaben S Lalbhai	970	0.00	0	0.00	0.00	0	0	0	0	0
23	Akshita Holdings Private Limited	136	0.00	0	0.00	0.00	0	0	0	0	0
24	Sanjaybhai Shrenikbhai Lalbhai	100	0.00	0	0.00	0.00	0	0	0	0	0
25	Jayshreeben Sanjaybhai Lalbhai	345	0.00	0	0.00	0.00	0	0	0	0	0
26	Kalpanaben Shripalbbhai Morakhia	12	0.00	0	0.00	0.00	0	0	0	0	0
	Total	112217931	43.45	455000	0.41	0.18	0.00	0.00	0.00	0.00	0.00

(1)(c)(i) Statement showing holding of securities (including shares, warrants, convertible securities) of persons belonging to the category "Public" and holding more than 1% of the total number of shares

Sr. No.	Name of the shareholder	Number of shares held	Shares as a percentage of total number of shares (i.e., Grand Total (A)+(B)+(C) Indicated in Statement at para (1)(a) above)	Details of warrants		Details of convertible securities		Total shares (including underlying shares assuming full conversion of warrants and convertible securities) as a % of diluted share capital
				Number of warrants held	As a % total number of warrants of the same class	Number of convertible securities held	% w.r.t total number of convertible securities of the same class	
1	Life Insurance Corporation of India	16585134	6.42	0	0	0	0	0
2	Multiples Private Equity FII	8067600	3.12	0	0	0	0	0
3	Government Pension Fund Global	5990053	2.32	0	0	0	0	0
4	Dimensional Emerging Markets Value Fund	3503698	1.36	0	0	0	0	0
5	Multiples Private Equity Fund	2732400	1.06	0	0	0	0	0
6	Macquarie Emerging Markets Asian Trading PTE. Ltd.	2621000	1.01	0	0	0	0	0
	TOTAL	39499885	15.30	0	0	0	0	0

For ARVIND LIMITED



Company Secretary

(I)(c)

(ii) Statement showing holding of securities (including shares, warrants, convertible securities) of persons (together with PAC) belonging to the category "Public" and holding more than 5% of the total number of shares of the company

Sr. No.	Name(s) of the shareholder(s) and the Persons Acting in Concert (PAC) with them	Number of shares	Shares as a percentage of total number of shares (i.e., Grand Total (A)+(B)+(C) indicated in Statement at para (I)(a) above)	Details of warrants		Details of convertible securities		Total shares (including underlying shares assuming full conversion of warrants and convertible securities) as a % of diluted share capital
				Number of warrants	As a % total number of warrants of the same class	Number of convertible securities held	% w.r.t total number of convertible securities of the same class	
1	Life Insurance Corporation of India	16585134	6.42	0	0	0	0	0
TOTAL		16585134	6.42	0	0	0	0	0

(I)(d) Statement showing details of locked-in shares

Sr. No.	Name of the shareholder	Category of Shareholders (Promoter/Public)	Number of locked-in shares	Locked-in shares as a percentage of total number of shares (i.e., Grand Total (A)+(B)+(C) indicated in Statement at para (I)(a) above)
1	N.A.	N.A.	N.A.	N.A.
TOTAL				

(II)(a) Statement showing details of Depository Receipts (DRs)


Sr. No.	Type of outstanding DR (ADRs, GDRs, SDRs, etc.)	Number of outstanding DRs	Number of shares underlying outstanding DRs	Shares underlying outstanding DRs as a percentage of total number of shares (i.e., Grand Total (A)+(B)+(C) indicated in Statement at para (I)(a) above)
1	GDRs	318542	318542	0.12
TOTAL		318542	318542	0.12

(II)(b) Statement showing holding of Depository Receipts (DRs), where underlying shares held by "promoter/promoter group" are in excess of 1% of the total number of shares

Sr. No.	Name of the DR Holder	Type of outstanding DR (ADRs, GDRs, SDRs, etc.)	Number of shares underlying outstanding DRs	Shares underlying outstanding DRs as a percentage of total number of shares (i.e., Grand Total (A)+(B)+(C) indicated in Statement at para (I)(a) above)
1	N.A.	N.A.	N.A.	N.A.
TOTAL				

(III)(a) Statement Showing the voting pattern of Shareholders, if more than one class of Shares/securities is issued by the issuer. - **Not Applicable.**

For ARVIND LIMITED



Company Secretary