

SORAB S. ENGINEER & CO. (Regd.)
CHARTERED ACCOUNTANTS

TELEPHONE : +91 79 29700466
: +91 79 48006782
EMAIL : sseahm@sseco.in
: sseahm@hotmail.com
WEB : www.sseco.in



804, SAKAR-IX,
BESIDES OLD RBI,
ASHRAM ROAD,
AHMEDABAD-380 009

INDEPENDENT AUDITOR'S REPORT

TO THE MEMBERS OF ARVIND TRANSFORMATIONAL SOLUTIONS PRIVATE LIMITED

Report on the Audit of the Financial Statements

Opinion

We have audited the accompanying financial statements of Arvind Transformational Solutions Private Limited ("the Company"), which comprise the Balance Sheet as at March 31, 2019, the Statement of Profit and Loss (including Other Comprehensive Income), the Statement of Changes in Equity and the Statement of Cash Flows for the year ended on that date and notes to the financial statements including a summary of the significant accounting policies and other explanatory information (hereinafter referred to as "the financial statements").

In our opinion and to the best of our information and according to the explanations given to us, the aforesaid financial statements give the information required by the Companies Act, 2013 ("the Act") in the manner so required and give a true and fair view in conformity with the Indian Accounting Standards prescribed under section 133 of the Act read with the Companies (Indian Accounting Standards) Rules, 2015, as amended, ("Ind AS") and other accounting principles generally accepted in India, of the state of affairs of the Company as at March 31, 2019, the loss and total comprehensive income, changes in equity and its cash flows for the year ended on that date.

Basis for Opinion


We conducted our audit of the financial statements in accordance with the Standards on Auditing specified under section 143(10) of the Act (SAs). Our responsibilities under those Standards are further described in the *Auditor's Responsibilities for the Audit of the Financial Statements* section of our report. We are independent of the Company in accordance with the Code of Ethics issued by the Institute of Chartered Accountants of India (ICAI) together with the independence requirements that are relevant to our audit of the financial statements under the provisions of the Act and the Rules made thereunder, and we have fulfilled our other ethical responsibilities in accordance with these requirements and the ICAI's Code of Ethics. We believe that the audit evidence we have obtained is sufficient and appropriate to provide a basis for our audit opinion on the financial statements.

Information Other than the Financial Statements and Auditor's Report Thereon

The Company's Board of Directors is responsible for the other information. The other information comprises the information included in the Management Discussion and Analysis, Board's Report including Annexures to Board's Report, Business Responsibility Report, Corporate Governance and Shareholder's Information, but does not include the financial statements and our auditor's report thereon.

Our opinion on the financial statements does not cover the other information and we do not express any form of assurance conclusion thereon.

In connection with our audit of the financial statements, our responsibility is to read the other information and, in doing so, consider whether the other information is materially inconsistent with the


Head Office : 902, Raheja Centre, Free Press Journal Marg, Nariman Point, Mumbai-400 021.
Telephone : +91 22 2282 4811, 2204 0861 • Email : sorabsengineer@yahoo.com, ssemum@sseco.in

Bengaluru Branch : F-1, Vaastu Jayalaxmi, B Street, Opp. Fortis Hospital, 1st Main Road, Sheshadripuram, Bengaluru-560020.
Telephone : +91 9925879234 • Email : sseblr@sseco.in

SORAB S. ENGINEER & CO. (Regd.)

financial statements or our knowledge obtained in the audit or otherwise appears to be materially misstated.

If, based on the work we have performed, we conclude that there is a material misstatement of this other information, we are required to report that fact. We have nothing to report in this regard.

Responsibilities of Management and Those Charged with Governance for the Financial Statements

The Company's Board of Directors is responsible for the matters stated in section 134(5) of the Act with respect to the preparation of these financial statements that give a true and fair view of the financial position, financial performance, total comprehensive income, changes in equity and cash flows of the Company in accordance with the Ind AS and other accounting principles generally accepted in India. This responsibility also includes maintenance of adequate accounting records in accordance with the provisions of the Act for safeguarding the assets of the Company and for preventing and detecting frauds and other irregularities; selection and application of appropriate accounting policies; making judgments and estimates that are reasonable and prudent; and design, implementation and maintenance of adequate internal financial controls, that were operating effectively for ensuring the accuracy and completeness of the accounting records, relevant to the preparation and presentation of the financial statements that give a true and fair view and are free from material misstatement, whether due to fraud or error.

In preparing the financial statements, management is responsible for assessing the Company's ability to continue as a going concern, disclosing, as applicable, matters related to going concern and using the going concern basis of accounting unless Board of Directors either intends to liquidate the Company or to cease operations, or has no realistic alternative but to do so.

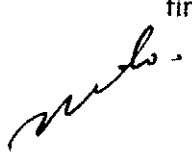
Those Board of Directors are also responsible for overseeing the Company's financial reporting process.

Auditor's Responsibilities for the Audit of the Financial Statements

Our objectives are to obtain reasonable assurance about whether the financial statements as a whole are free from material misstatement, whether due to fraud or error, and to issue an auditor's report that includes our opinion. Reasonable assurance is a high level of assurance, but is not a guarantee that an audit conducted in accordance with SAs will always detect a material misstatement when it exists. Misstatements can arise from fraud or error and are considered material if, individually or in the aggregate, they could reasonably be expected to influence the economic decisions of users taken on the basis of these financial statements.

As part of an audit in accordance with SAs, we exercise professional judgment and maintain professional skepticism throughout the audit. We also:

- Identify and assess the risks of material misstatement of the financial statements, whether due to fraud or error, design and perform audit procedures responsive to those risks, and obtain audit evidence that is sufficient and appropriate to provide a basis for our opinion. The risk of not detecting a material misstatement resulting from fraud is higher than for one resulting from error, as fraud may involve collusion, forgery, intentional omissions, misrepresentations, or the override of internal control.
- Obtain an understanding of internal financial controls relevant to the audit in order to design audit procedures that are appropriate in the circumstances. Under section 143(3)(i) of the Act, we are also responsible for expressing our opinion on whether the Company has adequate internal financial controls system in place and the operating effectiveness of such controls.



SORAB S. ENGINEER & CO. (Regd.)

- Evaluate the appropriateness of accounting policies used and the reasonableness of accounting estimates and related disclosures made by management.
- Conclude on the appropriateness of management's use of the going concern basis of accounting and, based on the audit evidence obtained, whether a material uncertainty exists related to events or conditions that may cast significant doubt on the Company's ability to continue as a going concern. If we conclude that a material uncertainty exists, we are required to draw attention in our auditor's report to the related disclosures in the financial statements or, if such disclosures are inadequate, to modify our opinion. Our conclusions are based on the audit evidence obtained up to the date of our auditor's report. However, future events or conditions may cause the Company to cease to continue as a going concern.
- Evaluate the overall presentation, structure and content of the financial statements, including the disclosures, and whether the financial statements represent the underlying transactions and events in a manner that achieves fair presentation.

Materiality is the magnitude of misstatements in the financial statements that, individually or in aggregate, makes it probable that the economic decisions of a reasonably knowledgeable user of the financial statements may be influenced. We consider quantitative materiality and qualitative factors in (i) planning the scope of our audit work and in evaluating the results of our work; and (ii) to evaluate the effect of any identified misstatements in the financial statements.

We communicate with those charged with governance regarding, among other matters, the planned scope and timing of the audit and significant audit findings, including any significant deficiencies in internal control that we identify during our audit.

We also provide those charged with governance with a statement that we have complied with relevant ethical requirements regarding independence, and to communicate with them all relationships and other matters that may reasonably be thought to bear on our independence, and where applicable, related safeguards.

From the matters communicated with those charged with governance, we determine those matters that were of most significance in the audit of the financial statements of the current period and are therefore the key audit matters. We describe these matters in our auditor's report unless law or regulation precludes public disclosure about the matter or when, in extremely rare circumstances, we determine that a matter should not be communicated in our report because the adverse consequences of doing so would reasonably be expected to outweigh the public interest benefits of such communication.

Report on Other Legal and Regulatory Requirements


1. As required by the Companies (Auditor's report) Order, 2016 ("The Order"), issued by the Central Government of India in terms of sub-section (11) of section 143 of the Companies Act, 2013, we give in the "Annexure B" a statement on the matters specified in paragraphs 3 and 4 of the order, to the extent applicable.
2. As required by Section 143(3) of the Act, based on our audit we report that:
 - a) We have sought and obtained all the information and explanations which to the best of our knowledge and belief were necessary for the purposes of our audit.
 - b) In our opinion, proper books of account as required by law have been kept by the Company so far as it appears from our examination of those books.



SORAB S. ENGINEER & CO. (Regd.)

- c) The Balance Sheet, the Statement of Profit and Loss including Other Comprehensive Income, Statement of Changes in Equity and the Statement of Cash Flow dealt with by this Report are in agreement with the relevant books of account.
- d) In our opinion, the aforesaid financial statements comply with the Ind AS specified under Section 133 of the Act, read with Rule 7 of the Companies (Accounts) Rules, 2014.
- e) On the basis of the written representations received from the directors as on March 31, 2019 taken on record by the Board of Directors, none of the directors is disqualified as on March 31, 2019 from being appointed as a director in terms of Section 164 (2) of the Act.
- f) With respect to the adequacy of the internal financial controls over financial reporting of the Company and the operating effectiveness of such controls, refer to our separate Report in "Annexure A".
- g) In our opinion and to the best of our information and according to the explanations given to us, the remuneration paid by the Company to its directors during the year is in accordance with the provisions of section 197 of the Act.
- h) With respect to the other matters to be included in the Auditor's Report in accordance with Rule 11 of the Companies (Audit and Auditors) Rules, 2014, as amended in our opinion and to the best of our information and according to the explanations given to us:
 - i. The Company has does not have any pending litigation which would affect its financial position;
 - ii. The Company did not have any long term contracts including derivatives contracts for which there were any material foreseeable losses;
 - iii. There were no amounts which were required to be transferred to the Investor Education and Protection Fund by the Company;

For **Sorab S. Engineer & Co.**
Chartered Accountants
Firm's Registration No. 110417W



CA. Chokshi Shreyas B.
Partner
Membership No.100892

Ahmedabad
May 01, 2019

ANNEXURE "A" TO THE INDEPENDENT AUDITOR'S REPORT

(Referred to in paragraph 1(f) under 'Report on Other Legal and Regulatory Requirements' section of our report to the Members of Arvind Transformational Solutions Private Limited of even date)

Report on the Internal Financial Controls Over Financial Reporting under Clause (i) of Sub-section 3 of Section 143 of the Companies Act, 2013 ("the Act")

We have audited the internal financial controls over financial reporting of **Arvind Transformational Solutions Private LIMITED** ("the Company") as of March 31, 2019 in conjunction with our audit of the financial statements of the Company for the year ended on that date.

Management's Responsibility for Internal Financial Controls


The Board of Directors of the Company is responsible for establishing and maintaining internal financial controls based on the internal control over financial reporting criteria established by the Company considering the essential components of internal control stated in the Guidance Note on Audit of Internal Financial Controls Over Financial Reporting issued by the Institute of Chartered Accountants of India. These responsibilities include the design, implementation and maintenance of adequate internal financial controls that were operating effectively for ensuring the orderly and efficient conduct of its business, including adherence to respective company's policies, the safeguarding of its assets, the prevention and detection of frauds and errors, the accuracy and completeness of the accounting records, and the timely preparation of reliable financial information, as required under the Companies Act, 2013.

Auditor's Responsibility

Our responsibility is to express an opinion on the internal financial controls over financial reporting of the Company based on our audit. We conducted our audit in accordance with the Guidance Note on Audit of Internal Financial Controls Over Financial Reporting (the "Guidance Note") issued by the Institute of Chartered Accountants of India and the Standards on Auditing prescribed under Section 143(10) of the Companies Act, 2013, to the extent applicable to an audit of internal financial controls. Those Standards and the Guidance Note require that we comply with ethical requirements and plan and perform the audit to obtain reasonable assurance about whether adequate internal financial controls over financial reporting was established and maintained and if such controls operated effectively in all material respects.

Our audit involves performing procedures to obtain audit evidence about the adequacy of the internal financial controls system over financial reporting and their operating effectiveness. Our audit of internal financial controls over financial reporting included obtaining an understanding of internal financial controls over financial reporting, assessing the risk that a material weakness exists, and testing and evaluating the design and operating effectiveness of internal control based on the assessed risk. The procedures selected depend on the auditor's judgement, including the assessment of the risks of material misstatement of the financial statements, whether due to fraud or error.

We believe that the audit evidence we have obtained, is sufficient and appropriate to provide a basis for our audit opinion on the internal financial controls system over financial reporting of the Company.



Meaning of Internal Financial Controls Over Financial Reporting

A company's internal financial control over financial reporting is a process designed to provide reasonable assurance regarding the reliability of financial reporting and the preparation of financial statements for external purposes in accordance with generally accepted accounting principles. A company's internal financial control over financial reporting includes those policies and procedures that (1) pertain to the maintenance of records that, in reasonable detail, accurately and fairly reflect the transactions and dispositions of the assets of the company; (2) provide reasonable assurance that transactions are recorded as necessary to permit preparation of financial statements in accordance with generally accepted accounting principles, and that receipts and expenditures of the company are being made only in accordance with authorisations of management and directors of the company; and (3) provide reasonable assurance regarding prevention or timely detection of unauthorised acquisition, use, or disposition of the company's assets that could have a material effect on the financial statements.


Limitations of Internal Financial Controls Over Financial Reporting

Because of the inherent limitations of internal financial controls over financial reporting, including the possibility of collusion or improper management override of controls, material misstatements due to error or fraud may occur and not be detected. Also, projections of any evaluation of the internal financial controls over financial reporting to future periods are subject to the risk that the internal financial control over financial reporting may become inadequate because of changes in conditions, or that the degree of compliance with the policies or procedures may deteriorate.

Opinion

In our opinion, to the best of our information and according to the explanations given to us, the Company has, in all material respects, an adequate internal financial controls system over financial reporting and such internal financial controls over financial reporting were operating effectively as at March 31, 2019, based on the internal control over financial reporting criteria established by the Company considering the essential components of internal control stated in the Guidance Note on Audit of Internal Financial Controls Over Financial Reporting issued by the Institute of Chartered Accountants of India.

For **Sorab S. Engineer & Co.**
Chartered Accountants
Firm's Registration No. 110417W



CA. Chokshi Shreyas B.
Partner
Membership No.100892

Ahmedabad
May 01, 2019

ANNEXURE 'B' TO THE INDEPENDENT AUDITOR'S REPORT

(Referred to in paragraph 2 under 'Report on Other Legal and Regulatory Requirements' section of our report to the Members of Arvind Transformational Solutions Private Limited of even date)

- i. The company does not have any fixed assets. Accordingly, reporting under Clause 3 (i) (a), (b) and (c) of the Order are not applicable.
- ii. The company does not have any physical inventories. Accordingly, reporting under clause 3 (ii) of the Order is not applicable to the Company.
- iii. The Company has not granted secured / unsecured loans to Companies, firms, Limited Liability Partnerships or other parties covered in the register maintained under Section 189 of the Act. Consequently, requirements of clause (iii) of paragraph 3 of the order are not applicable.
- iv. In our opinion and according to the information and explanations given to us, the Company has complied with the provisions of Sections 185 and 186 of the Act in respect of grant of loans, making investments and providing guarantees and securities, as applicable.
- v. The Company has not accepted deposits during the year and does not have any unclaimed deposits as at March 31, 2019 and therefore, the provisions of the clause 3 (v) of the Order are not applicable to the Company.
- vi. The maintenance of cost records has not been specified by the Central Government under section 148(1) of the Companies Act, 2013 for the business activities carried out by the Company. Thus, reporting under clause 3(vi) of the order is not applicable to the Company.
- vii. According to the information and explanations given to us, in respect of statutory dues:
 - a. The Company has generally been regular in depositing undisputed statutory dues, including Provident Fund, Employees' State Insurance, Income Tax, Goods and Service Tax, Customs Duty, Cess and other material statutory dues applicable to it with the appropriate authorities.
 - b. There were no undisputed amounts payable in respect of Provident Fund, Employees' State Insurance, Income Tax, Goods and Service Tax, Customs Duty, Cess and other material statutory dues in arrears as at March 31, 2019 for a period of more than six months from the date they became payable.
 - c. There are no disputed amounts outstanding as at March 31, 2019.
- viii. In our opinion and according to the information and explanations given to us, the Company has not defaulted in repayment of dues to financial institutions and banks.
- ix. The Company has not raised moneys by way of initial public offer or further public offer (including debt instruments) or term loans and hence reporting under clause 3 (ix) of the Order is not applicable to the Company.
- x. To the best of our knowledge and according to the information and explanations given to us, no fraud by the Company or no material fraud on the Company by its officers or employees has been noticed or reported during the year.
- xi. In our opinion and according to the information and explanations given to us, the Company has not paid any managerial remuneration.
- xii. The Company is not a Nidhi Company and hence reporting under clause 3 (xii) of the Order is not applicable to the Company.
- xiii. In our opinion and according to the information and explanations given to us, the Company is in compliance with Section 177 and 188 of the Companies Act, 2013 where applicable, for all transactions with the related parties and the details of related party transactions have been disclosed in the financial statements as required by the applicable accounting standards.



SORAB S. ENGINEER & CO. (Regd.)

xiv. During the year, the Company has not made any preferential allotment or private placement of shares or fully or partly paid convertible debentures and hence reporting under clause 3 (xiv) of the Order is not applicable to the Company.

xv. In our opinion and according to the information and explanations given to us, during the year the Company has not entered into any non-cash transactions with its Directors or persons connected to its directors and hence provisions of section 192 of the Companies Act, 2013 are not applicable to the Company.

xvi. The Company is not required to be registered under section 45-IA of the Reserve Bank of India Act, 1934.

For **Sorab S. Engineer & Co.**
Chartered Accountants
Firm's Registration No. 110417W



CA. Chokshi Shreyas B.
Partner
Membership No.100892


Ahmedabad
May 01, 2019

Arvind Transformational Solutions Private Limited
CIN : U25111GJ2017PTC096807
Balance Sheet as at March 31, 2019

| Particulars | Notes | As at March 31, 2019 Amount in Rs. | As at March 31, 2018 Amount in Rs. |
|--|-------|--|--|
| ASSETS | | | |
| I. Non-current assets | | | |
| (a) Capital work-in-progress | 5 | 55,235 | 55,235 |
| (b) Financial assets | | | |
| (i) Other financial assets | 6 | 20,000 | 20,000 |
| Total non-current assets | | 75,235 | 75,235 |
| II. Current assets | | | |
| (a) Financial assets | | | |
| (i) Cash and cash equivalents | 6 | 2,035 | 19,765 |
| (b) Other current assets | 7 | 29,230 | 25,000 |
| Total current assets | | 31,265 | 44,765 |
| Total Assets | | 1,06,500 | 1,20,000 |
| EQUITY AND LIABILITIES | | | |
| Equity | | | |
| Equity share capital | 8 | 1,00,000 | 1,00,000 |
| Other Equity | 9 | (24,138) | - |
| Total equity | | 75,862 | 1,00,000 |
| LIABILITIES | | | |
| II. Current liabilities | | | |
| (a) Financial liabilities | | | |
| (i) Borrowings | 10 | 10,000 | - |
| (ii) Trade payables | 10 | | |
| Total outstanding dues of micro enterprises and small enterprises | | - | - |
| Total outstanding dues of creditors other than micro enterprises and small enterprises | | 20,000 | 20,000 |
| (iii) Other financial liabilities | 10 | 638 | - |
| Total current liabilities | | 30,638 | 20,000 |
| Total equity and liabilities | | 1,06,500 | 1,20,000 |
| Summary of significant accounting policies | 3 | | |

The accompanying notes are an integral part of the financial statements.

As per our report of even date
For Sorab S. Engineer & Co.
Chartered Accountants
Firm Registration No.110417W




CA. Chokshi Shreyas B.
Partner
Membership No. 100892
Ahmedabad
May 01, 2019

**For and on behalf of the board of directors of
Arvind Transformation Solutions Private Limited**



Director
DIN:
Ahmedabad
May 01, 2019



Director
DIN:
Ahmedabad
May 01, 2019

Arvind Transformational Solutions Private Limited
 CIN : U25111GJ2017PTC096807
 Statement of profit and loss for the year ended March 31, 2019


| Particulars | Notes | Year ended March 31, 2019 Amount in Rs. | Year ended March 31, 2018 Amount in Rs. |
|--|-------|---|---|
| INCOME | | | |
| TOTAL REVENUE (I) | | - | - |
| EXPENSES | | | |
| (a) Finance costs | 11 | 638 | - |
| (b) Other expenses | 12 | 23,500 | - |
| TOTAL EXPENSES (II) | | 24,138 | - |
| Profit/(Loss) before exceptional items and tax (III)=(I-II) | | (24,138) | - |
| Exceptional items (IV) | | - | - |
| Profit / (Loss) before tax (V) = (III-IV) | | (24,138) | - |
| Tax expense | | | |
| (a) Current tax | | - | - |
| (b) Deferred tax (Credit) / Charge | | - | - |
| Total tax expense (VI) | | - | - |
| Profit for the year (VII) = (V-VI) | | (24,138) | - |
| Other comprehensive income | | | |
| A. Other comprehensive income not to be reclassified to profit or loss in subsequent periods: | | | |
| Re-measurement gains / (losses) on defined benefit plans | | - | - |
| Income tax effect | | - | - |
| Net other comprehensive income not to be reclassified to profit or loss in subsequent periods | | - | - |
| Total other comprehensive income for the period, net of tax (VIII) | | - | - |
| Total comprehensive income for the period, net of tax (VII+VIII) | | (24,138) | - |
| Earning per equity share [nominal value per share Rs. 10/- (March 31, 2018: Rs. 10/-)] | | | |
| Basic | | (2.41) | - |
| Diluted | | (2.41) | - |

Summary of significant accounting policies


3


The accompanying notes are an integral part of the financial statements.

As per our report of even date
 For Sorab S. Engineer & Co.
 Chartered Accountants
 Firm Registration No. 110417W


 CA. Chokshi Shreyas B.
 Partner
 Membership No. 100892
 Ahmedabad
 May 01, 2019

For and on behalf of the board of directors of Arvind
 Transformation Solutions Private Limited


 Director
 DIN:
 Ahmedabad
 May 01, 2019


 Director
 DIN:
 Ahmedabad
 May 01, 2019

| Particulars | Year ended March 31, 2019 Amount in Rs. | | Year ended March 31, 2018 Amount in Rs. | |
|---|---|----------|---|----------|
| | A Cash Flow from Operating activities | | | |
| Profit/(Loss) after taxation | | (24,138) | | - |
| Adjustments to reconcile profit after tax to net cash flows: | | | | |
| Interest and Other Borrowing Cost | 638 | | - | |
| | | 638 | | - |
| Operating Profit before Working Capital Changes | | (23,500) | | - |
| Working Capital Changes: | | | | |
| (Increase)/Decrease in other current/non current financial assets | - | | (25,000) | |
| (Increase)/Decrease in other current/non current assets | (4,230) | | (20,000) | |
| Increase/(Decrease) in other current/non current liabilities | - | | 20,000 | |
| Net Changes in Working Capital | | (4,230) | | (25,000) |
| Cash Generated from Operations | | (27,730) | | (25,000) |
| Direct Taxes paid (Net of Income Tax refund) | | - | | |
| Net Cash from Operating Activities | | (27,730) | | (25,000) |
| B Cash Flow from Investing Activities | | | | |
| Changes in Capital Work in Progress | - | | (55,235) | |
| Net cash flow from/(used in) Investing Activities | | - | | (55,235) |
| C Cash Flow from Financing Activities | | | | |
| Issue of Share Capital | - | | 1,00,000 | |
| Proceeds from short term Borrowings | 10,000 | | - | |
| Net Cash flow from Financing Activities | | 10,000 | | 1,00,000 |
| | | | | |
| Net Increase/(Decrease) in cash & cash equivalents | | (17,730) | | 19,765 |
| Cash & Cash equivalent at the beginning of the period | | 19,765 | | - |
| Cash & Cash equivalent at the end of the period | | 2,035 | | 19,765 |

Reconciliation of Cash and cash equivalents :

| Particulars | Year ended March 31, 2019 Amount in Rs. | Year ended March 31, 2018 Amount in Rs. |
|---|---|---|
| Cash and cash equivalents comprise of: (Note 6) | | |
| Cash on Hand | - | - |
| Balances with Banks | 2,035 | 19,765 |
| Cash and cash equivalents | 2,035 | 19,765 |

Disclosure under Para 44A as set out in Ind AS 7 on cash flow statements under Companies (Indian Accounting Standards) Rules, 2015 (as amended)

| Particulars of liabilities arising from financing activity | Note No. | As at March 31, 2018 | Net cash flows | Non Cash Changes | | As at March 31, 2019 |
|--|----------|-------------------------|----------------|------------------|---|-------------------------|
| | | | | Other changes * | Fair value adjustment on interest free inter corporate deposits | |
| Borrowings : | | | | | | |
| Short term borrowings | 10(a) | - | 10,000 | - | - | 10,000 |
| Interest accrued on borrowings | 10 (c) | - | - | - | - | - |
| Total | | - | 10,000 | - | - | 10,000 |


* The same relates to amount charged in statement of profit and loss.


See accompanying notes forming part of the financial statements


Notes:
 1 The cash flow statement has been prepared under the indirect method as set out in Indian Accounting Standard (Ind AS 7) statement of cash flows.

As per our report of even date
 For Sorab S. Engineer & Co.
 Chartered Accountants
 Firm Registration No.110417W

For and on behalf of the board of directors of Arvind Transformation
 Solutions Private Limited


 CA. Chokshi Shreyas B.
 Partner
 Membership No. 100892
 Ahmedabad
 May 01, 2019


 Director
 DIN:
 Ahmedabad
 May 01, 2019


 Director
 DIN:
 Ahmedabad
 May 01, 2019

Arvind Transformational Solutions Private Limited

CIN : U25111GJ2017PTC096807

Statement of changes in Equity

A. Equity share capital

Amount in Rs.

| Particulars | Balance at the beginning of the reporting year | Changes in Equity Share Capital during the year | Balance at the end of the reporting year |
|-----------------------------------|--|---|--|
| For the year ended March 31, 2018 | 1,00,000 | - | 1,00,000 |
| For the year ended March 31, 2019 | 1,00,000 | - | 1,00,000 |

B. Other equity

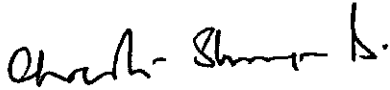
Amount in Rs.

Attributable to the equity holders of the parent

| Particulars | Reserves and Surplus | Total Equity |
|---|----------------------|--------------|
| | Retained Earnings | |
| Balance as at April 1, 2017 | - | - |
| Balance at the end of the year 31-03-2018 | - | - |
| Balance as at April 1, 2018 | - | - |
| Profit for the year | (24,138) | (24,138) |
| Other comprehensive income for the year | - | - |
| Total Comprehensive income for the year | (24,138) | (24,138) |
| Balance as at March 31, 2019 | (24,138) | (48,276) |

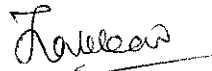
The accompanying notes are an integral part of the financial statements.

As per our report of even date
For Sorab S. Engineer & Co.
Chartered Accountants
Firm Registration No.110417W



CA. Chokshi Shreyas B.
Partner
Membership No. 100892
Ahmedabad
May 01, 2019

For and on behalf of the board of directors of
Arvind Transformation Solutions Private Limited



Director
DIN:
Ahmedabad
May 01, 2019



Director
DIN:
Ahmedabad
May 01, 2019

NOTES TO AND FORMING PART OF THE FINANCIAL STATEMENTS AS AT AND FOR THE YEAR ENDED 31 MARCH 2019

1. Corporate Information

Arvind Transformational Solutions Private Limited ('the Company') is a subsidiary of Arvind Limited.

The company is a private limited company domiciled in India and is incorporated under the provisions of the Companies Act applicable in India.

The financial statements were authorised for issue in accordance with a resolution of the directors on May 01, 2019.

2. Statement of Compliance and Basis of Preparation

2.1 Compliance with Ind AS

The financial statements have been prepared in accordance with Indian Accounting Standards ("Ind AS") as issued under the Companies (Indian Accounting Standards) Rules, 2015.

2.2 Historical Cost Convention

The financial statements have been prepared on a historical cost basis, except for the followings:

- Certain financial assets and liabilities measured at fair value (refer accounting policy regarding financial instruments);
- Share based payments;
- Defined benefit plans – plan assets measured at fair value;
- Value in Use

2.3 Rounding of amounts

The financial statements are presented in INR and all values are rounded to the nearest rupee as per the requirement of Schedule III, except when otherwise indicated.

3. Summary of Significant Accounting Policies

The following are the significant accounting policies applied by the Company in preparing its financial statements consistently to all the periods presented.

3.1. Current versus non-current classification

The Company presents assets and liabilities in the Balance Sheet based on current/non-current classification.

An asset is current when it is:

- Expected to be realised or intended to be sold or consumed in the normal operating cycle;
- Held primarily for the purpose of trading;
- Expected to be realised within twelve months after the reporting period; or
- Cash or cash equivalent unless restricted from being exchanged or used to settle a liability for at least twelve months after the reporting period.

All other assets are classified as non-current.

A liability is current when:

- It is expected to be settled in the normal operating cycle;
- It is held primarily for the purpose of trading;
- It is due to be settled within twelve months after the reporting period; or
- There is no unconditional right to defer the settlement of the liability for at least twelve months after the reporting period.

The Company classifies all other liabilities as non-current.

Deferred tax assets and liabilities are classified as non-current assets and liabilities.

Operating cycle

Operating cycle of the Company is the time between the acquisition of assets for processing and their realisation in cash or cash equivalents. As the Company's normal operating cycle is not clearly identifiable, it is assumed to be twelve months.

3.2. Use of estimates and judgements

The estimates and judgements used in the preparation of the financial statements are continuously evaluated by the Company and are based on historical experience and various other assumptions and factors (including expectations of future events) that the Company believes to be reasonable under the existing circumstances. Difference between actual results and estimates are recognised in the period in which the results are known / materialised.

The said estimates are based on the facts and events, that existed as at the reporting date, or that occurred after that date but provide additional evidence about conditions existing as at the reporting date.

3.3. Foreign currencies

The Company's financial statements are presented in INR, which is also the Company's functional and presentation currency.

Transactions and balances

Transactions in foreign currencies are initially recorded by the Company's functional currency spot rates at the date the transaction first qualifies for recognition.

Monetary assets and liabilities denominated in foreign currencies are translated at the functional currency spot rates of exchange at the reporting date. Differences arising on settlement of such transaction and on

m.l.

translation of monetary assets and liabilities denominated in foreign currencies at year end exchange rate are recognised in profit or loss.

Non-monetary items that are measured in terms of historical cost in a foreign currency are translated using the exchange rates at the dates of the initial transactions. Non-monetary items measured at fair value in a foreign currency are translated using the exchange rates at the date when the fair value is determined. The gain or loss arising on translation of non-monetary items measured at fair value is treated in line with the recognition of the gain or loss on the change in fair value of the item (i.e., translation differences on items whose fair value gain or loss is recognised in OCI or profit or loss are also recognised in OCI or profit or loss, respectively).

3.4. Fair value measurement

The Company measures financial instruments such as derivatives and Investments at fair value at the end of each reporting period.

Fair value is the price that would be received to sell an asset or paid to transfer a liability in an orderly transaction between market participants at the measurement date. The fair value measurement is based on the presumption that the transaction to sell the asset or transfer the liability takes place either:

- In the principal market for the asset or liability
Or
- In the absence of a principal market, in the most advantageous market for the asset or liability.

The principal or the most advantageous market must be accessible by the Company.

The fair value of an asset or a liability is measured using the assumptions that market participants would use when pricing the asset or liability, assuming that market participants act in their economic best interest.

A fair value measurement of a non-financial asset takes into account a market participant's ability to generate economic benefits by using the asset in its highest and best use or by selling it to another market participant that would use the asset in its highest and best use.

The Company uses valuation techniques that are appropriate in the circumstances and for which sufficient data are available to measure fair value, maximising the use of relevant observable inputs and minimising the use of unobservable inputs.

All assets and liabilities for which fair value is measured or disclosed in the financial statements are categorised within the fair value hierarchy, described as follows, based on the lowest level input that is significant to the fair value measurement as a whole:

- Level 1 — Quoted (unadjusted) market prices in active markets for identical assets or liabilities.
- Level 2 — Valuation techniques for which the lowest level input that is significant to the fair value measurement is directly or indirectly observable.
- Level 3 — Valuation techniques for which the lowest level input that is significant to the fair value measurement is unobservable.

For assets and liabilities that are recognised in the financial statements on a recurring basis, the Company determines whether transfers have occurred between levels in the hierarchy by re-assessing categorisation (based on the lowest level input that is significant to the fair value measurement as a whole) at the end of each reporting period.

The Company's management determines the policies and procedures for both recurring fair value measurement, such as derivative instruments and for non-recurring measurement, such as asset held for sale.

External valuers are involved for valuation of significant assets, such as properties. Involvement of external valuers is decided upon annually by the management after discussion with and approval by the Company's Audit Committee. Selection criteria include market knowledge, reputation, independence and whether professional standards are maintained. Management decides, after discussions with the Company's external valuers, which valuation techniques and inputs to use for each case.

At each reporting date, management analyses the movements in the values of assets and liabilities which are required to be re-measured or re-assessed as per the Company's accounting policies. For this analysis, management verifies the major inputs applied in the latest valuation by agreeing the information in the valuation computation to contracts and other relevant documents.

Management, in conjunction with the Company's external valuers, also compares the change in the fair value of each asset and liability with relevant external sources to determine whether the change is reasonable on yearly basis.

For the purpose of fair value disclosures, the Company has determined classes of assets and liabilities on the basis of the nature, characteristics and risks of the asset or liability and the level of the fair value hierarchy, as explained above.

This note summarises accounting policy for fair value. Other fair value related disclosures are given in the relevant notes.

- Significant accounting judgements, estimates and assumptions
- Quantitative disclosures of fair value measurement hierarchy
- Property, plant and equipment & Intangible assets measured at fair value on the date of transition
- Investment properties
- Financial instruments (including those carried at amortised cost)

3.5. Property, plant and equipment

Property, plant and equipment is stated at cost, net of accumulated depreciation and accumulated impairment losses, if any. Such cost includes the cost of replacing part of the plant and equipment and borrowing costs for long-term construction projects if the recognition criteria are met. When significant parts of Property, plant and equipment are required to be replaced at intervals, the Company recognises such parts as individual assets with specific useful lives and depreciates them accordingly. Likewise, when a major inspection is performed, its cost is recognised in the carrying amount of the plant and equipment as a replacement if the recognition criteria are satisfied. All other repair and maintenance costs are recognised in profit or loss as incurred. The present value of the expected cost for the decommissioning of an asset after its use is included in the cost of the respective asset if the recognition criteria for a provision are met.

Borrowing cost relating to acquisition / construction of fixed assets which take substantial period of time to get ready for its intended use are also included to the extent they relate to the period till such assets are ready to be put to use.

Capital work-in-progress comprises cost of fixed assets that are not yet installed and ready for their intended use at the balance sheet date.

Derecognition

An item of property, plant and equipment is derecognised upon disposal or when no future economic benefits are expected from its use or disposal. Any gain or loss arising on derecognition of the asset (calculated as the difference between the net disposal proceeds and the carrying amount of the asset) is included in the Statement of Profit and Loss when the asset is derecognised.

Depreciation

Depreciation on property, plant and equipment is provided so as to write off the cost of assets less residual values over their useful lives of the assets, using the straight line method as prescribed under Part C of Schedule II to the Companies Act 2013 except for Plant and Machinery other than Lab equipment and Leasehold Improvements.

When parts of an item of property, plant and equipment have different useful life, they are accounted for as separate items (Major Components) and are depreciated over their useful life or over the remaining useful life of the principal assets whichever is less.

Depreciation on Plant and Machinery is provided on straight line basis over the useful lives of the assets as estimated by management based on internal assessment. The management estimates the useful lives for Plant & Machinery to be 20 years.

The management believes that the useful life as given above best represent the period over which management expects to use these assets. Hence the useful lives for these assets are different from the useful lives as prescribed under Part C of Schedule II to the Companies Act 2013.

Depreciation for assets purchased/sold during a period is proportionately charged for the period of use.

The residual values, useful lives and methods of depreciation of property, plant and equipment are reviewed at each financial year end and adjusted prospectively, if appropriate.

3.6. Borrowing cost

Borrowing costs directly attributable to the acquisition, construction or production of an asset that necessarily takes a substantial period of time to get ready for its intended use or sale are capitalised as part of the cost of the respective asset. All other borrowing costs are expensed in the period in which they occur. Borrowing costs consist of interest and other costs that the Company incurs in connection with the borrowing of funds. Borrowing cost also includes exchange differences to the extent regarded as an adjustment to the borrowing costs.

3.7. Intangible Assets

Intangible assets acquired separately are measured on initial recognition at cost. Following initial recognition, Intangible assets are carried at cost less accumulated amortisation and accumulated impairment

losses, if any. Internally generated intangible assets, excluding capitalised development costs, are not capitalised and expenditure is recognised in the Statement of Profit and Loss in the period in which expenditure is incurred.

The useful lives of intangible assets are assessed as either finite or indefinite.

Intangible assets with finite lives are amortised over their useful economic lives and assessed for impairment whenever there is an indication that the intangible asset may be impaired. The amortisation period and the amortisation method for an intangible asset with a finite useful life are reviewed at least at the end of each reporting period. Changes in the expected useful life or the expected pattern of consumption of future economic benefits embodied in the asset are considered to modify the amortisation period or method, as appropriate, and are treated as changes in accounting estimates. The amortisation expense on intangible assets with finite lives is recognised in the Statement of Profit and Loss.

Intangible assets with indefinite useful lives are not amortised, but are tested for impairment annually, either individually or at the cash-generating unit level. The assessment of indefinite life is reviewed annually to determine whether the indefinite life continues to be supportable. If not, the change in useful life from indefinite to finite is made on a prospective basis.

Gains or losses arising from derecognition of an intangible asset are measured as the difference between the net disposal proceeds and the carrying amount of the asset and are recognised in the Statement of Profit and Loss when the asset is derecognised.

Amortisation

Software is amortized over management estimate of its useful life of 5 years or License Period whichever is lower and Patent/Knowhow is amortized over management estimate of its useful life of 5 years.

3.8. Inventories

Inventories of Raw material, Work-in-progress, Finished goods and Stock-in-trade are valued at the lower of cost and net realisable value. However, Raw material and other items held for use in the production of inventories are not written down below cost if the finished products in which they will be incorporated are expected to be sold at or above cost.

Costs incurred in bringing each product to its present location and condition are accounted for as follows:

- Raw materials: cost includes cost of purchase and other costs incurred in bringing the inventories to their present location and condition. Cost is determined on first in, first out basis.
- Finished goods and work in progress: cost includes cost of direct materials and labour and a proportion of manufacturing overheads based on the normal operating capacity, but excluding borrowing costs. Cost is determined on first in, first out basis.
- Traded goods: cost includes cost of purchase and other costs incurred in bringing the inventories to their present location and condition. Cost is determined on weighted average basis.

All other inventories of stores, consumables, project material at site are valued at cost. The stock of waste is valued at net realisable value. Excise duty wherever applicable is provided on finished goods lying within the factory and bonded warehouse at the end of the year.

Net realisable value is the estimated selling price in the ordinary course of business, less estimated costs of completion and the estimated costs necessary to make the sale.

3.9. Impairment of non-financial assets

The Company assesses at each reporting date whether there is an indication that an asset may be impaired. If any indication exists, or when annual impairment testing for an asset is required, the Company estimates the asset's recoverable amount. An asset's recoverable amount is the higher of an asset's or cash-generating unit's (CGU) fair value less costs to sell and its value in use. It is determined for an individual asset, unless the asset does not generate cash inflows that are largely independent of those from other assets of the Company. When the carrying amount of an asset or CGU exceeds its recoverable amount, the asset is considered impaired and is written down to its recoverable amount.

In assessing value in use, the estimated future cash flows are discounted to their present value using a pre-tax discount rate that reflects current market assessments of the time value of money and the risks specific to the asset. In determining fair value less costs to sell, recent market transactions are taken into account, if available. If no such transactions can be identified, an appropriate valuation model is used. These calculations are corroborated by valuation multiples, quoted share prices for publicly traded subsidiaries or other available fair value indicators.

The Company bases its impairment calculation on detailed budgets and forecasts which are prepared separately for each of the Company's CGU to which the individual assets are allocated. These budgets and forecast calculations are generally covering a period of five years. For longer periods, a long-term growth rate is calculated and applied to project future cash flows after the fifth year.

Impairment losses, including impairment on inventories, are recognised in the Statement of Profit and Loss in those expense categories consistent with the function of the impaired asset, except for a property previously revalued where the revaluation was taken to other comprehensive income. In this case, the impairment is also recognised in other comprehensive income up to the amount of any previous revaluation.

For assets excluding goodwill, an assessment is made at each reporting date as to whether there is any indication that previously recognised impairment losses may no longer exist or may have decreased. If such indication exists, the Company estimates the asset's or CGU's recoverable amount. A previously recognised impairment loss is reversed only if there has been a change in the assumptions used to determine the asset's recoverable amount since the last impairment loss was recognised. The reversal is limited so that the carrying amount of the asset does not exceed its recoverable amount, nor exceed the carrying amount that would have been determined, net of depreciation, had no impairment loss been recognised for the asset in prior years. Such reversal is recognised in the Statement of Profit and Loss unless the asset is carried at a revalued amount, in which case the reversal is treated as a revaluation increase.

Intangible assets with indefinite useful lives are tested for impairment annually either individually or at the CGU level, as appropriate and when circumstances indicate that the carrying value may be impaired.

3.10. Financial instruments – initial recognition and subsequent measurement

A financial instrument is any contract that gives rise to a financial asset of one entity and a financial liability or equity instrument of another entity.

a) Financial assets

(i) Initial recognition and measurement of financial assets

All financial assets, except investment in subsidiaries and joint ventures, are recognised initially at fair value plus, in the case of financial assets not recorded at fair value through profit or loss, transaction costs that are attributable to the acquisition of the financial assets.

Purchases or sales of financial assets that require delivery of assets within a time frame established by regulation or convention in the market place (regular way trades) are recognised on the trade date, i.e., the date that the Company commits to purchase or sell the asset.

(ii) Subsequent measurement of financial assets

For purposes of subsequent measurement, financial assets are classified in four categories:

- Financial assets at amortised cost
- Financial assets at fair value through other comprehensive income (FVTOCI)
- Financial assets at fair value through profit or loss (FVTPL)
- Equity instruments measured at fair value through other comprehensive income (FVTOCI)

- **Financial assets at amortised cost:**

A financial asset is measured at amortised cost if:

- the financial asset is held within a business model whose objective is to hold financial assets in order to collect contractual cash flows, and
- the contractual terms of the financial asset give rise on specified dates to cash flows that are solely payments of principal and interest (SPPI) on the principal amount outstanding.

This category is the most relevant to the Company. After initial measurement, such financial assets are subsequently measured at amortised cost using the effective interest rate (EIR) method. Amortised cost is calculated by taking into account any discount or premium on acquisition and fees or costs that are an integral part of the EIR. The EIR amortisation is included in finance income in the profit or loss. The losses arising from impairment are recognised in the profit or loss. This category generally applies to trade and other receivables.

- **Financial assets at fair value through other comprehensive income**

A financial asset is measured at fair value through other comprehensive income if:

- the financial asset is held within a business model whose objective is achieved by both collecting contractual cash flows and selling financial assets, and
- the contractual terms of the financial asset give rise on specified dates to cash flows that are solely payments of principal and interest (SPPI) on the principal amount outstanding.

Financial assets included within the FVTOCI category are measured initially as well as at each reporting date at fair value. Fair value movements are recognized in the other comprehensive

income (OCI). However, the Company recognizes interest income, impairment losses & reversals and foreign exchange gain or loss in the P&L. On derecognition of the asset, cumulative gain or loss previously recognised in OCI is reclassified from the equity to P&L. Interest earned whilst holding FVTOCI financial asset is reported as interest income using the EIR method.

- **Financial assets at fair value through profit or loss**

FVTPL is a residual category for financial assets. Any financial asset, which does not meet the criteria for categorization as at amortized cost or as FVTOCI, is classified as at FVTPL.

In addition, the Company may elect to designate a financial asset, which otherwise meets amortized cost or fair value through other comprehensive income criteria, as at fair value through profit or loss. However, such election is allowed only if doing so reduces or eliminates a measurement or recognition inconsistency (referred to as 'accounting mismatch'). The Company has not designated any debt instrument as at FVTPL.

After initial measurement, such financial assets are subsequently measured at fair value with all changes recognised in Statement of profit and loss.

(iii) Derecognition of financial assets

A financial asset is derecognised when:

- the contractual rights to the cash flows from the financial asset expire,
or
- The Company has transferred its contractual rights to receive cash flows from the asset or has assumed an obligation to pay the received cash flows in full without material delay to a third party under a 'pass-through' arrangement; and either (a) the Company has transferred substantially all the risks and rewards of the asset, or (b) the Company has neither transferred nor retained substantially all the risks and rewards of the asset, but has transferred control of the asset.

When the Company has transferred its rights to receive cash flows from an asset or has entered into a pass-through arrangement, it evaluates if and to what extent it has retained the risks and rewards of ownership. When it has neither transferred nor retained substantially all of the risks and rewards of the asset, nor transferred control of the asset, the Company continues to recognise the transferred asset to the extent of the Company's continuing involvement. In that case, the Company also recognises an associated liability. The transferred asset and the associated liability are measured on a basis that reflects the rights and obligations that the Company has retained.

Continuing involvement that takes the form of a guarantee over the transferred asset is measured at the lower of the original carrying amount of the asset and the maximum amount of consideration that the Company could be required to repay.

(iv) Reclassification of financial assets

The Company determines classification of financial assets and liabilities on initial recognition. After initial recognition, no reclassification is made for financial assets which are equity instruments and financial liabilities. For financial assets which are debt instruments, a reclassification is made only if there is a change in the business model for managing those assets.

Changes to the business model are expected to be infrequent. The Company's senior management determines change in the business model as a result of external or internal changes which are significant to the Company's operations. Such changes are evident to external parties. A change in the business model occurs when the Company either begins or ceases to perform an activity that is significant to its operations. If the Company reclassifies financial assets, it applies the reclassification prospectively from the reclassification date which is the first day of the immediately next reporting period following the change in business model. The Company does not restate any previously recognised gains, losses (including impairment gains or losses) or interest.

The following table shows various reclassifications and how they are accounted for.

| Original classification | Revised classification | Accounting treatment |
|-------------------------|------------------------|--|
| Amortised cost | FVTPL | Fair value is measured at reclassification date. Difference between previous amortized cost and fair value is recognised in P&L. |
| FVTPL | Amortised Cost | Fair value at reclassification date becomes its new gross carrying amount. EIR is calculated based on the new gross carrying amount. |
| Amortised cost | FVTOCI | Fair value is measured at reclassification date. Difference between previous amortised cost and fair value is recognised in OCI. No change in EIR due to reclassification. |
| FVOCI | Amortised cost | Fair value at reclassification date becomes its new amortised cost carrying amount. However, cumulative gain or loss in OCI is adjusted against fair value. Consequently, the asset is measured as if it had always been measured at amortised cost. |
| FVTPL | FVTOCI | Fair value at reclassification date becomes its new carrying amount. No other adjustment is required. |
| FVTOCI | FVTPL | Assets continue to be measured at fair value. Cumulative gain or loss previously recognized in OCI is reclassified to P&L at the reclassification date. |

(v) Impairment of financial assets

In accordance with Ind-AS 109, the Company applies expected credit loss (ECL) model for measurement and recognition of impairment loss on the following financial assets and credit risk exposure:

- Financial assets that are debt instruments, and are measured at amortised cost e.g., loans, debt securities, deposits, trade receivables and bank balance
- Financial assets that are debt instruments and are measured as at FVTOCI
- Lease receivables under Ind-AS 17
- Trade receivables or any contractual right to receive cash or another financial asset that result from transactions that are within the scope of Ind AS 11 and Ind AS 18
- Loan commitments which are not measured as at FVTPL
- Financial guarantee contracts which are not measured as at FVTPL

The Company follows 'simplified approach' for recognition of impairment loss allowance on:

- Trade receivables resulting from transactions within the scope of Ind AS 18, if they do not contain a significant financing component and
- Trade receivables resulting from transactions within the scope of Ind AS 18 that contain a significant financing component, if the Company applies practical expedient to ignore separation of time value of money.

The application of simplified approach does not require the Company to track changes in credit risk. Rather, it recognises impairment loss allowance based on lifetime ECLs at each reporting date, right from its initial recognition.

For recognition of impairment loss on other financial assets and risk exposure, the Company determines that whether there has been a significant increase in the credit risk since initial recognition. If credit risk has not increased significantly, 12-month ECL is used to provide for impairment loss. However, if credit risk has increased significantly, lifetime ECL is used. If, in a subsequent period, credit quality of the instrument improves such that there is no longer a significant increase in credit risk since initial recognition, then the entity reverts to recognising impairment loss allowance based on 12-month ECL.

Lifetime ECL are the expected credit losses resulting from all possible default events over the expected life of a financial instrument. The 12-month ECL is a portion of the lifetime ECL which results from default events on a financial instrument that are possible within 12 months after the reporting date.

ECL is the difference between all contractual cash flows that are due to the Company in accordance with the contract and all the cash flows that the Company expects to receive (i.e., all cash shortfalls), discounted at the original EIR. When estimating the cash flows, an entity is required to consider:

- All contractual terms of the financial instrument (including prepayment, extension, call and similar options) over the expected life of the financial instrument. However, in rare cases when the expected life of the financial instrument cannot be estimated reliably, then the Company is required to use the remaining contractual term of the financial instrument
- Cash flows from the sale of collateral held or other credit enhancements that are integral to the contractual terms

ECL impairment loss allowance (or reversal) recognized during the period is recognized as income/expense in the statement of profit and loss (P&L). This amount is reflected in a separate line under the head "Other expenses" in the P&L. The balance sheet presentation for various financial instruments is described below:

- Financial assets measured as at amortised cost, contract assets and lease receivables: ECL is presented as an allowance, i.e. as an integral part of the measurement of those assets in the balance sheet. The allowance reduces the net carrying amount. Until the asset meets write-off criteria, the Company does not reduce impairment allowance from the gross carrying amount.
- Loan commitments and financial guarantee contracts: ECL is presented as a provision in the balance sheet, i.e. as a liability.

- Debt instruments measured at FVTOCI: Since financial assets are already reflected at fair value, impairment allowance is not further reduced from its value. Rather, ECL amount is presented as 'accumulated impairment amount' in the OCI.

For assessing increase in credit risk and impairment loss, the Company combines financial instruments on the basis of shared credit risk characteristics with the objective of facilitating an analysis that is designed to enable significant increases in credit risk to be identified on a timely basis.

The Company does not have any purchased or originated credit-impaired (POCI) financial assets, i.e., financial assets which are credit impaired on purchase/ origination.

b) Financial Liabilities

(i) Initial recognition and measurement of financial liabilities

Financial liabilities are classified, at initial recognition, as financial liabilities at fair value through profit or loss, loans and borrowings, payables, or as derivatives designated as hedging instruments in an effective hedge, as appropriate.

All financial liabilities are recognised initially at fair value minus, in the case of financial liabilities not recorded at fair value through profit or loss, transaction costs that are attributable to the issue of the financial liabilities.

The Company's financial liabilities include trade and other payables, loans and borrowings including bank overdrafts, financial guarantee contracts and derivative financial instruments.

(ii) Subsequent measurement of financial liabilities

The measurement of financial liabilities depends on their classification, as described below:

- **Financial liabilities at fair value through profit or loss**

Financial liabilities at fair value through profit or loss include financial liabilities held for trading and financial liabilities designated upon initial recognition as at fair value through profit or loss. Financial liabilities are classified as held for trading if they are incurred for the purpose of repurchasing in the near term. This category also includes derivative financial instruments entered into by the Company that are not designated as hedging instruments in hedge relationships as defined by Ind-AS 109.

Gains or losses on liabilities held for trading are recognised in the profit or loss.

Financial liabilities designated upon initial recognition at fair value through profit or loss are designated at the initial date of recognition, and only if the criteria in Ind-AS 109 are satisfied. For liabilities designated as FVTPL, fair value gains/ losses attributable to changes in own credit risks are recognized in OCI. These gains / losses are not subsequently transferred to P&L. However, the Company may transfer the cumulative gain or loss within equity. All other changes in fair value of such liability are recognised in the statement of profit or loss. The Company has not designated any financial liability as at fair value through profit and loss.

- **Loans and Borrowings**

This is the category most relevant to the Company. After initial recognition, interest-bearing borrowings are subsequently measured at amortised cost using the EIR method. Gains and losses are recognised in profit or loss when the liabilities are derecognised as well as through the EIR amortisation process.

Amortised cost is calculated by taking into account any discount or premium on acquisition and fees or costs that are an integral part of the EIR. The EIR amortisation is included as finance costs in the statement of profit and loss.

This category generally applies to borrowings.

(iii) Derecognition of financial liabilities

A financial liability (or a part of a financial liability) is derecognised from its balance sheet when, and only when, it is extinguished i.e. when the obligation specified in the contract is discharged or cancelled or expired.

When an existing financial liability is replaced by another from the same lender on substantially different terms, or the terms of an existing liability are substantially modified, such an exchange or modification is treated as the derecognition of the original liability and the recognition of a new liability. The difference in the respective carrying amounts is recognised in the statement of profit or loss.

c) Offsetting of financial instruments

Financial assets and financial liabilities are offset and the net amount is reported in the balance sheet if there is a currently enforceable legal right to offset the recognised amounts and there is an intention to settle on a net basis, to realise the assets and settle the liabilities simultaneously.

3.11. Cash and cash equivalent

Cash and cash equivalent in the balance sheet comprise cash at banks and on hand and short-term deposits with a maturity of three months or less, which are subject to an insignificant risk of changes in value.

For the purpose of the statement of cash flows, cash and cash equivalents consist of cash and short-term deposits, as defined above, net of outstanding bank overdrafts as they are considered an integral part of the Company's cash management.

3.12. Taxes

Tax expense comprises of current income tax and deferred tax.

Current income tax

Current income tax assets and liabilities are measured at the amount expected to be recovered from or paid to the taxation authorities. The tax rates and tax laws used to compute the amount are those that are enacted or substantively enacted at the reporting date.

Current income tax relating to items recognised outside Statement of profit and loss is recognised outside Statement of profit and loss. Current income tax is recognised in correlation to the underlying transaction either in other comprehensive income or directly in equity. Management periodically evaluates positions

taken in the tax returns with respect to situations in which applicable tax regulations are subject to interpretation and establishes provisions where appropriate.

Deferred tax

Deferred tax is provided using the liability method on temporary differences between the tax bases of assets and liabilities and their carrying amounts for financial reporting purposes at the reporting date.

Deferred tax liabilities are recognised for all taxable temporary differences, except:

- When the deferred tax liability arises from the initial recognition of goodwill or an asset or liability in a transaction that is not a business combination and, at the time of the transaction, affects neither the accounting profit nor taxable profit or loss;
- In respect of taxable temporary differences associated with investments in subsidiaries and interests in joint arrangements, when the timing of the reversal of the temporary differences can be controlled and it is probable that the temporary differences will not reverse in the foreseeable future.

Deferred tax assets are recognised for all deductible temporary differences, the carry forward of unused tax credits and any unused tax losses. Deferred tax assets are recognised to the extent that it is probable that taxable profit will be available against which the deductible temporary differences, and the carry forward of unused tax credits and unused tax losses can be utilised, except:

- When the deferred tax asset relating to the deductible temporary difference arises from the initial recognition of an asset or liability in a transaction that is not a business combination and, at the time of the transaction, affects neither the accounting profit nor taxable profit or loss;
- In respect of deductible temporary differences associated with investments in subsidiaries, associates and interests in joint arrangements, deferred tax assets are recognised only to the extent that it is probable that the temporary differences will reverse in the foreseeable future and taxable profit will be available against which the temporary differences can be utilised.

The carrying amount of deferred tax assets is reviewed at each reporting date and reduced to the extent that it is no longer probable that sufficient taxable profit will be available to allow all or part of the deferred tax asset to be utilised. Unrecognised deferred tax assets are re-assessed at each reporting date and are recognised to the extent that it has become probable that future taxable profits will allow the deferred tax asset to be recovered.

Deferred tax assets and liabilities are measured at the tax rates that are expected to apply in the year when the asset is realised or the liability is settled, based on tax rates (and tax laws) that have been enacted or substantively enacted at the reporting date.

Deferred tax relating to items recognised outside Statement of profit and loss is recognised outside Statement of profit and loss. Deferred tax items are recognised in correlation to the underlying transaction either in other comprehensive income or directly in equity.



Deferred tax assets and deferred tax liabilities are offset if a legally enforceable right exists to set off current tax assets against current tax liabilities and the deferred taxes relate to the same taxable entity and the same taxation authority.

The Company recognizes tax credits in the nature of MAT credit as an asset only to the extent that there is convincing evidence that the Company will pay normal income tax during the specified period, i.e., the period for which tax credit is allowed to be carried forward. In the year in which the Company recognizes tax credits as an asset, the said asset is created by way of tax credit to the Statement of profit and loss. The Company reviews such tax credit asset at each reporting date and writes down the asset to the extent the Company does not have convincing evidence that it will pay normal tax during the specified period. Deferred tax includes MAT tax credit.

3.13. Earnings per share

Basic EPS is calculated by dividing the profit / loss for the year attributable to ordinary equity holders of the Company by the weighted average number of ordinary shares outstanding during the year.

Diluted EPS is calculated by dividing the profit / loss attributable to ordinary equity holders of the parent by the weighted average number of ordinary shares outstanding during the year plus the weighted average number of ordinary shares that would be issued on conversion of all the dilutive potential ordinary shares into ordinary shares.

3.14. Provisions

General

Provisions are recognised when the Company has a present obligation (legal or constructive) as a result of a past event, and it is probable that an outflow of resources embodying economic benefits will be required to settle the obligation and a reliable estimate can be made of the amount of the obligation. When the Company expects some or all of a provision to be reimbursed, for example, under an insurance contract, the reimbursement is recognised as a separate asset, but only when the reimbursement is virtually certain. The expense relating to a provision is presented in the statement of profit or loss net of any reimbursement.

If the effect of the time value of money is material, provisions are discounted using a current pre-tax rate that reflects, when appropriate, the risks specific to the liability. When discounting is used, the increase in the provision due to the passage of time is recognised as a finance cost.

Decommissioning liability

The Company records a provision for decommissioning costs of a manufacturing facility for the production of its goods. Decommissioning costs are provided at the present value of expected costs to settle the obligation, to the extent ascertainable, using estimated cash flows and are recognised as part of the cost of the particular asset. The cash flows are discounted at a current pre-tax rate that reflects the risks specific to the decommissioning liability. The unwinding of the discount is expensed as incurred and recognised in the statement of profit and loss as a finance cost. The estimated future costs of decommissioning are reviewed annually and adjusted as appropriate. Changes in the estimated future costs or in the discount rate applied are added to or deducted from the cost of the asset.

4. Significant accounting judgements, estimates and assumptions

The preparation of the Company's financial statements requires management to make judgements, estimates and assumptions that affect the reported amounts of revenues, expenses, assets and liabilities, and the accompanying disclosures, and the disclosure of contingent liabilities. Uncertainty about these assumptions and estimates could result in outcomes that require a material adjustment to the carrying amount of assets or liabilities affected in future periods.

4.1. Estimates and assumption

The key assumptions concerning the future and other key sources of estimation uncertainty at the reporting date, that have a significant risk of causing a material adjustment to the carrying amounts of assets and liabilities within the next financial year, are described below. The Company based its assumptions and estimates on parameters available when the financial statements were prepared. Existing circumstances and assumptions about future developments, however, may change due to market changes or circumstances arising that are beyond the control of the Company. Such changes are reflected in the assumptions when they occur.

Fair value measurement of financial instruments

When the fair values of financial assets and financial liabilities recorded in the Balance Sheet cannot be measured based on quoted prices in active markets, their fair value is measured using valuation techniques. The inputs to these models are taken from observable markets where possible, but where this is not feasible, a degree of judgement is required in establishing fair values. Judgements include considerations of inputs such as liquidity risk, credit risk and volatility. Changes in assumptions relating to these factors could affect the reported fair value of financial instruments. See Note 33 for further disclosures.

Taxes

Deferred tax assets are recognised for unused tax credits to the extent that it is probable that taxable profit will be available against which the losses can be utilised. Significant management judgement is required to determine the amount of deferred tax assets that can be recognised, based upon the likely timing and the level of future taxable profits together with future tax planning strategies.

Further details on taxes are disclosed in Note 26.

Property, plant and equipment

Refer Note 3.5 for the estimated useful life of Property, plant and equipment. The carrying value of Property, plant and equipment has been disclosed in Note 5.

Impairment of non-financial assets

Impairment exists when the carrying value of an asset or cash generating unit exceeds its recoverable amount, which is the higher of its fair value less costs of disposal and its value in use. The fair value less costs of disposal calculation is based on available data from binding sales transactions, conducted at arm's length, for similar assets or observable market prices less incremental costs for disposing of the asset. The value in use calculation is based on a DCF model. The cash flows are derived from the budget for the next five years and do not include restructuring activities that the Company is not yet committed to or significant future investments that will enhance the asset's performance of the CGU being tested. The recoverable amount is sensitive to the discount rate used for the DCF model as well as the expected future cash-inflows and the growth rate used for extrapolation purposes.

Note 5 : Property, plant and equipment

| Particulars | Amount in Rs. | |
|---|---------------|----------|
| | CWIP | |
| Gross Carrying Amount as at April 1, 2017 | - | - |
| Additions | 55,235 | - |
| Deductions | - | - |
| As at March 31, 2018 | 55,235 | - |
| Additions | - | - |
| Deductions | - | - |
| As at March 31, 2019 | 55,235 | - |
| Depreciation and Impairment | | |
| As at April 1, 2017 | - | - |
| Depreciation for the year | - | - |
| Deductions | - | - |
| As at March 31, 2018 | - | - |
| Depreciation for the year | - | - |
| Deductions | - | - |
| As at March 31, 2019 | - | - |
| Net Carrying Amount | | |
| As at March 31, 2019 | 55,235 | - |
| As at March 31, 2018 | 55,235 | - |

Note 6 : Financial assets

6(a) : Other Non Current Financial Assets

| Particulars | Amount in Rs. | |
|---------------------------------------|----------------------|----------------------|
| | As at March 31, 2019 | As at March 31, 2018 |
| Unsecured, Considered Good | | |
| Security deposits | 20,000 | 20,000 |
| Total Other Non Current Assets | 20,000 | 20,000 |

6(b) : Cash and cash equivalent

| Particulars | Amount in Rs. | |
|--|----------------------|----------------------|
| | As at March 31, 2019 | As at March 31, 2018 |
| Balance with Bank | | |
| In Current accounts | 2,035 | 19,765 |
| Total cash and cash equivalents | 2,035 | 19,765 |

Note 7 : Other current assets

| Particulars | Amount in Rs. | |
|--|----------------------|----------------------|
| | As at March 31, 2019 | As at March 31, 2018 |
| Unsecured, considered good unless otherwise stated | | |
| Current | | |
| VAT Receivable | 25,000 | 25,000 |
| GST Receivable | 4,230 | - |
| Total | 29,230 | 25,000 |

Note 8 : Equity share capital

| Particulars | Amount in Rs. | | | |
|--|----------------------|-----------------|----------------------|-----------------|
| | As at March 31, 2019 | | As at March 31, 2018 | |
| | No. of shares | Amount in Rs. | No. of shares | Amount in Rs. |
| Authorised share capital | | | | |
| Equity shares of Rs.10 each | 10,000 | 1,00,000 | 10,000 | 1,00,000 |
| Issued and subscribed share capital | | | | |
| Equity shares of Rs.10 each | 10,000 | 1,00,000 | 10,000 | 1,00,000 |
| Subscribed and fully paid up | | | | |
| Equity shares of Rs.10 each | 10,000 | 1,00,000 | 10,000 | 1,00,000 |
| Total | 10,000 | 1,00,000 | 10,000 | 1,00,000 |

8.1 Reconciliation of shares outstanding at the beginning and at the end of the Reporting period

| Particulars | As at March 31, 2019 | | As at March 31, 2018 | |
|--------------------------------------|----------------------|---------------|----------------------|---------------|
| | No. of Shares | Amount in Rs. | No. of Shares | Amount in Rs. |
| At the beginning of the period | 10,000 | 1,00,000 | 10,000 | 1,00,000 |
| Add : | | | | |
| Shares allotted during the year | - | - | - | - |
| Outstanding at the end of the period | 10,000 | 1,00,000 | 10,000 | 1,00,000 |

8.2. Terms/Rights attached to the equity shares

The Company has one class of shares referred to as equity shares having a par value of Rs.10 each. Each shareholder is entitled to one vote per share held. The dividend proposed by the Board of Directors is subject to the approval of the shareholders in the ensuing Annual General Meeting. In the event of liquidation, the equity shareholders are eligible to receive the remaining assets of the Company after distribution of all preferential amounts, in proportion to their shareholding.

8.3. Number of Shares held by each shareholder holding more than 5% Shares in the company

| Name of the Shareholder | % of Holding | No. of shares |
|-------------------------------|--------------|---------------|
| Arvind Limited & its nominees | 100% | 10,000 |

Note 9 : Other Equity

| Particulars | Amount in Rs. | |
|--|----------------------|----------------------|
| | As at March 31, 2019 | As at March 31, 2018 |
| Surplus in statement of profit and loss | | |
| Balance as per last financial statements | - | - |
| Add: profit/(loss) for the year | (24,138) | - |
| Add / (Less): OCI for the year | - | - |
| Balance at the end of the year | (24,138) | - |
| Total reserves & surplus | (24,138) | - |
| Total Other equity | (24,138) | - |

Note 10 : Financial liabilities

10(a) Short-term Borrowings

| Particulars | Amount in Rs. | |
|-------------------------------------|----------------------|----------------------|
| | As at March 31, 2019 | As at March 31, 2018 |
| Unsecured: (refer (a) below) | | |
| Intercompany Deposits | | |
| From Related Parties | 10,000 | - |
| Total | 10,000 | - |

a Rate Of Interest

(i) Inter Corporate Deposits carry interest rates 8.75% per annum.

10 (b) Trade Payables

| Particulars | Amount in Rs. | |
|--|----------------------|----------------------|
| | As at March 31, 2019 | As at March 31, 2018 |
| Current | | |
| Total outstanding dues of micro enterprises and small enterprises (Refer note below) | - | - |
| Others | 20,000 | 20,000 |
| Total | 20,000 | 20,000 |

a The Company has not have any dues to suppliers registered under the Micro, Small and Medium Enterprise Development (MSMED) Act, 2006 and hence disclosures as required under Section 22 of The Micro, Small and Medium Enterprise Development (MSMED) Act, 2006 regarding:

- Principal amount and the interest due thereon remaining unpaid to any suppliers as at the end of accounting year;
- Interest paid during the year;
- Amount of payment made to the supplier beyond the appointed day during accounting year;
- Interest due and payable for the period of delay in making payment;
- Interest accrued and unpaid at the end of the accounting year; and
- Further interest remaining due and payable even in the succeeding years, until such date when the interest dues above are actually paid to the small enterprise.

is not required.

10 (c) Other financial liabilities

| Particulars | Amount in Rs. | |
|---------------------------------|----------------------|----------------------|
| | As at March 31, 2019 | As at March 31, 2018 |
| Current | | |
| Interest accrued and due on ICD | 638 | - |
| Total | 638 | - |

ms

Arvind Transformational Solutions Private Limited

CIN : U25111GJ2017PTC096807

Notes to the Financial Statements

Note 11 : Finance Cost

Amount in Rs.

| Particulars | Year ended March 31, 2019 | Year ended March 31, 2018 |
|-------------------------------------|--------------------------------------|--------------------------------------|
| Interest on Inter Corporate Deposit | 638 | - |
| Total | 638 | - |

Note 12 : Other Expense

Amount in Rs.

| Particulars | Year ended March 31, 2019 | Year ended March 31, 2018 |
|---------------------|--------------------------------------|--------------------------------------|
| Statutory Audit Fee | 20,000 | - |
| Legal Fee Exps | 3,500 | - |
| Total | 23,500 | - |

Note 13: Earning per share

Amount in Rs.

| Particulars | Year ended March 31, 2019 | Year ended March 31, 2018 |
|--|--------------------------------------|--------------------------------------|
| Earning per share (Basic and Diluted) | | |
| Profit/(Loss) attributable to ordinary equity holders | (24,138) | - |
| Total no. of equity shares at the end of the year | 10,000 | 10,000 |
| Weighted average number of equity shares | | |
| For basic EPS | 10,000 | 10,000 |
| For diluted EPS | 10,000 | 10,000 |
| Nominal value of equity shares | 10 | 10 |
| Basic earning per share | (2.41) | - |
| Diluted earning per share | (2.41) | - |
| Weighted average number of equity shares | | |
| Weighted average number of equity shares for basic EPS | 10,000 | 10,000 |
| Effect of dilution: Share options | - | - |
| Weighted average number of equity shares adjusted for the effect of dilution | 10,000 | 10,000 |

nilo.

Arvind Transformational Solutions Private Limited

CIN : U25111GJ2017PTC096807

Notes to the Financial Statements

Note 14 : Related Party Disclosures

As per the Indian Accounting Standard on "Related Party Disclosures" (IND AS 24), the related parties of the Company are as follows :

a List of Related Parties & Relationship :

| | |
|----------------|-----------------|
| Arvind Limited | Holding Company |
|----------------|-----------------|

Note: Related party relationship is as identified by the Company and relied upon by the Auditors.

b Related Party Transactions :

| Nature of Transactions | Amount in Rs. | |
|--------------------------------------|----------------|----------------|
| | Year ended | |
| | March 31, 2019 | March 31, 2018 |
| Loan Taken from Related Party | | |
| Arvind Ltd | 10,000 | - |
| Share Capital Issued | | |
| Arvind Ltd | - | 1,00,000 |
| Interest Expense | | |
| Arvind Ltd | 638 | - |

c Transactions and Balances :

| Particulars | Amount in Rs. | |
|-----------------------------------|----------------|----------------|
| | Year ended | |
| | March 31, 2019 | March 31, 2018 |
| Fellow Subsidiary Company: | | |
| Transactions: | | |
| Loan Taken | 10,000 | - |
| Share Capital Issued | - | 1,00,000 |
| Interest Expense | 638 | - |
| Outstanding: | | |
| Payable in respect of Borrowings | 10,638 | - |

Arvind Transformational Solutions Private Limited

CIN : U25111GJ2017PTC096807

Notes to the Financial Statements

Note 15-A : Contingent liabilities

| Particulars | Amount in Rs. | |
|---|---------------------------|---------------------------|
| | Year ended March 31, 2019 | Year ended March 31, 2018 |
| Contingent liabilities not provided for | - | - |

Note 15B : Capital commitment and other commitments

| Particulars | Amount in Rs. | |
|--|---------------------------|---------------------------|
| | Year ended March 31, 2019 | Year ended March 31, 2018 |
| Capital commitments | | |
| Estimated amount of Contracts remaining to be executed on capital account and not provided for | - | - |
| Other commitments | - | - |



Note 16 : Fair value disclosures for financial assets and financial liabilities

Set out below is a comparison, by class, of the carrying amounts and fair value of the Company's financial instruments, other than those with carrying amounts that are reasonable approximations of fair values:

| Particulars | Amount in Rs. | | | |
|------------------------------|----------------------|----------------------|----------------------|----------------------|
| | Carrying amount | | Fair value | |
| | As at March 31, 2019 | As at March 31, 2018 | As at March 31, 2019 | As at March 31, 2018 |
| Financial liabilities | | | | |
| Borrowings | 10,000 | - | 10,000 | - |
| Total | 10,000 | - | 10,000 | - |

The management assessed that the fair values of cash and cash equivalents, other bank balances, trade receivables, other current financial assets, trade payables and other current financial liabilities approximate their carrying amounts largely due to the short-term maturities of these instruments.

The fair value of the financial assets and liabilities is included at the amount at which the instrument could be exchanged in a current transaction between willing parties, other than in a forced or liquidation sale. The following methods and assumptions were used to estimate the fair values:

The fair value of borrowings and other financial liabilities is calculated by discounting future cash flows using rates currently available for debts on similar terms, credit risk and remaining maturities.

The discount for lack of marketability represents the amounts that the Company has determined that market participants would take into account when pricing the investments.

For financial assets and financial liabilities that are measured at fair value, the carrying amounts are equal to the fair values.

Note 17 : Fair value hierarchy

The following table provides the fair value measurement hierarchy of the Company's liabilities

Quantitative disclosures fair value measurement hierarchy for financial liabilities as at March 31, 2019 and March 31, 2018

| | Date of valuation | Total | Fair value measurement using | | |
|--|-------------------|--------|------------------------------|---|---|
| | | | Quoted prices in (Level 1) | Significant observable inputs (Level 2) | Significant unobservable inputs (Level 3) |
| As at March 31, 2019 | | | | | |
| Liabilities disclosed at fair value | | | | | |
| Borrowings | March 31, 2019 | 10,000 | - | 10,000 | - |
| As at March 31, 2018 | | | | | |
| Liabilities disclosed at fair value | | | | | |
| Borrowings | March 31, 2018 | - | - | - | - |

Fair value hierarchy

Note 18 : Financial instruments risk management objectives and policies

The Company's principal financial liabilities, other than derivatives, comprise borrowings and trade & other payables. The main purpose of these financial liabilities is to finance the Company's operations and support its operations. The Company's principal financial assets include Investments, loans given, trade and other receivables and cash & short-term deposits that derive directly from its operations.

The Company's activities expose it to market risk, credit risk and liquidity risk. In order to minimise any adverse effects on the financial performance of the company, derivative financial instruments, such as foreign exchange forward contracts, foreign currency option contracts are entered to hedge certain foreign currency exposures and interest rate swaps to hedge certain variable interest rate exposures. Derivatives are used exclusively for hedging purposes and not as trading / speculative instruments.

The Company's risk management is carried out by a Treasury department under policies approved by the Board of directors. Company's treasury identifies, evaluates and hedges financial risks in close operation with the Company's operating units. The board provides written principles for overall risk management, as well as policies covering specific areas, such as foreign exchange risk, interest rate risk, credit risk, use of derivative financial instruments and non-derivative financial instruments, and investment of excess liquidity.

(a) Market risk

Market risk is the risk that the fair value of future cash flows of a financial instrument will fluctuate because of changes in market prices. Market risk comprises three types of risk: interest rate risk, currency risk and other price risk, such as equity price risk and commodity risk. Financial instruments affected by market risk include borrowings, deposits, Investments, trade and other receivables, trade and other payables and derivative financial instruments.

Within the various methodologies to analyse and manage risk, Company has implemented a system based on "sensitivity analysis" on symmetric basis. This tool enables the risk managers to identify the risk position of the entities. Sensitivity analysis provides an approximate quantification of the exposure in the event that certain specified parameters were to be met under a specific set of assumptions. The risk estimates provided here assume:

- a parallel shift of 50-basis points of the interest rate yield curves in all currencies.
- a simultaneous, parallel foreign exchange rates shift in which the INR appreciates / depreciates against all currencies by 2%
- 10% increase / decrease in equity prices of all investments traded in an active market, which are classified as financial asset measured at FVOCI.

The potential economic impact, due to these assumptions, is based on the occurrence of adverse / inverse market conditions and reflects estimated changes resulting from the sensitivity analysis. Actual results that are included in the Statement of profit & loss may differ materially from these estimates due to actual developments in the global financial markets.

The analyses exclude the impact of movements in market variables on: the carrying values of gratuity, pension and other post-retirement obligations and provisions.

The following assumption has been made in calculating the sensitivity analyses:

- The sensitivity of the relevant statement of profit or loss item is the effect of the assumed changes in respective market risks. This is based on the financial assets and financial liabilities held at March 31, 2019 and March 31, 2018.
- The sensitivity of equity is calculated by considering the effect of any associated cash flow hedges as at March 31, 2019 and March 31, 2018 for the effects of the assumed changes of the underlying risk


Interest rate risk

Interest rate risk arises from the sensitivity of financial assets and liabilities to changes in market rates of interest. The Company has not hedged its interest rate risk.

As at March 31, 2019, 100% of the Company's Borrowings are at fixed rate of interest (March 31, 2018 : Nil)

Interest rate sensitivity

The following table demonstrates the sensitivity to a reasonably possible change in interest rates on that portion of loans and borrowings affected, after the impact of hedge accounting. With all other variables held constant, the Company's profit before tax is affected through the impact on floating rate borrowings, as follows:



(Amount in Rs.)

| Particulars | Effect on profit before tax | |
|-----------------------------|-----------------------------|----------------|
| | March 31, 2019 | March 31, 2018 |
| Increase in 50 basis points | - | - |
| Decrease in 50 basis points | - | - |

Exclusion from this analysis are as follows:

- Fixed rate financial instruments measured at cost : Since a change in interest rate would not change the carrying amount of this category of instruments, there is no net income impact and they are excluded from this analysis
- The effect of interest rate changes on future cash flows is excluded from this analysis.

Foreign currency risk

Foreign currency risk is the risk that the fair value or future cash flows of an exposure will fluctuate because of changes in foreign exchange rates. The company transacts business in local currency. The company does not have foreign currency trade payables and receivables etc. and is, therefore, not exposed to foreign exchange risk.

(b) Credit risk

Credit risk is the risk that a counterparty will not meet its obligations under a financial instrument or customer contract, leading to a financial loss. The company is exposed to credit risk from its operating activities and from its financing activities, including deposits with banks, foreign exchange transactions and other financial instruments.

Financial instruments and cash deposits

Credit risk from balances with banks and financial institutions is managed by the Company's treasury department in accordance with the Company's policy. Investments of surplus funds are made only with approved counterparties who meets the minimum threshold requirements under the counterparty risk assessment process. The Company monitors the ratings, credit spreads and financial strength of its counterparties. Based on its on-going assessment of counterparty risk, the group adjusts its exposure to various counterparties. The Company's maximum exposure to credit risk for the components of the Balance sheet as of March 31, 2019 and March 31, 2018 is the carrying amount as disclosed in Note 19.

(c) Liquidity risk

Liquidity risk is the risk that the Company may not be able to meet its present and future cash and collateral obligations without incurring unacceptable losses. The Company's objective is to, at all times maintain optimum levels of liquidity to meet its cash and collateral requirements. The Company closely monitors its liquidity position and deploys a robust cash management system. It maintains adequate sources of financing including bilateral loans, debt and overdraft from domestic banks at an optimised cost. It also enjoys strong access to domestic capital markets across equity.

The table below summarises the maturity profile of the Company's financial liabilities based on contractual undiscounted payments:

| Particulars | Amount in Rs. | | | | Total |
|----------------------------------|--------------------|--------------------|--------------------|------------------|---------------|
| | Due in Year 0 to 1 | Due in Year 1 to 2 | Due in Year 3 to 5 | Due after Year 5 | |
| Year ended March 31, 2019 | | | | | |
| Interest bearing borrowings | 10,000 | - | - | - | 10,000 |
| Trade payables | 20,000 | - | - | - | 20,000 |
| Other financial liabilities# | 638 | - | - | - | 638 |
| | 30,638 | - | - | - | 30,638 |
| Year ended March 31, 2018 | | | | | |
| Interest bearing borrowings | - | - | - | - | - |
| Trade payables | 20,000 | - | - | 20,000 | 40,000 |
| Other financial liabilities# | - | - | - | - | - |
| | 20,000 | - | - | 20,000 | 40,000 |

Other financial liabilities includes interest accrued but not due of Rs. 638/- (March 31, 2018 : Nil). Current maturity of long-term borrowings is included in interest bearing borrowing part in above note.

Note 19 : Capital management

For the purpose of the Company's capital management, capital includes issued equity capital and all other equity reserves attributable to the equity holders of the Company. The primary objective of the Company's capital management is to ensure that it maintains an efficient capital structure and healthy capital ratios in order to support its business and maximise shareholder value.

The Company manages its capital structure and makes adjustments to it in light of changes in economic conditions or its business requirements to optimise return to our shareholders through continuing growth. To maintain or adjust the capital structure, the Company may adjust the dividend payment to shareholders, return capital to shareholders or issue new shares. The funding requirements are met through a mixture of equity, internal fund generation and other non-current borrowings. The Company monitors capital using a gearing ratio, which is net debt divided by total capital plus net debt. The Company includes within net debt, interest bearing loans and borrowings less cash and short-term deposits (including other bank balance). The Company is not subject to any externally imposed capital requirements.

Amount in Rs.

| Particulars | Amount in Rs. | |
|--|---------------------------|---------------------------|
| | Year ended March 31, 2019 | Year ended March 31, 2018 |
| Interest-bearing loans and borrowings (Note 10) | 10,000 | - |
| Less: cash and cash equivalent (including other bank balance) (Note 6) | (2,035) | (19,765) |
| Net debt | 7,965 | (19,765) |
| Equity share capital (Note 8) | 1,00,000 | 1,00,000 |
| Other equity (Note 9) | (24,138) | - |
| Total capital | 75,862 | 1,00,000 |
| Capital and net debt | 83,827 | 80,235 |
| Gearing ratio | 9.50% | -24.63% |

In order to achieve this overall objective, the Company's capital management, amongst other things, aims to ensure that it meets financial covenants attached to the interest-bearing loans and borrowings that define capital structure requirements. Breaches in meeting the financial covenants would permit the bank to immediately call loans and borrowings. There have been no breaches in the financial covenants of any interest-bearing loans and borrowing in the current period.

No changes were made in the objectives, policies or processes for managing capital during the years ended March 31, 2019 and March 31, 2018.

Loan covenants

Under the terms of the major borrowing facilities, the Company has complied with the required financial covenants through out the reporting periods.

Wils

| Particulars | As at March 31, 2019 | | | | As at March 31, 2018 | | | | Amount in Rs. | |
|-------------------------------|----------------------|--|--|----------------|----------------------|------|--|--|------------------|------------------|
| | Cost | Fair value through Profit and Loss (FVTPL) | Fair value through Other Comprehensive Income (FVTOCI) | Amortised cost | Total | Cost | Fair value through Profit and Loss (FVTPL) | Fair value through Other Comprehensive Income (FVTOCI) | | Amortised cost |
| Cash and cash equivalents | - | - | - | 2,035 | 2,035 | - | - | - | 19,765 | 19,765.00 |
| Other financial assets | - | - | - | 20,000 | 20,000 | - | - | - | 20,000 | 20,000.00 |
| Total Financial assets | - | - | - | 22,035 | 22,035 | - | - | - | 39,765.00 | 39,765.00 |

| Particulars | As at March 31, 2019 | | | As at March 31, 2018 | | | Amount in Rs. |
|------------------------------------|--|----------------|---------------|--|----------------|---------------|---------------|
| | Fair value through Profit and Loss (FVTPL) | Amortised cost | Total | Fair value through Profit and Loss (FVTPL) | Amortised cost | Total | |
| Borrowings | - | 10,000 | 10,000 | - | - | - | - |
| Trade payable | - | 20,000 | 20,000 | - | 20,000 | 20,000 | 20,000 |
| Other Financial Liabilities | 638 | - | 638 | - | - | - | - |
| Total Financial liabilities | - | 30,638 | 30,638 | - | 20,000 | 20,000 | 20,000 |

For Financial instruments risk management objectives and policies, refer Note 18

Note 21 : Standards issued but not yet effective

Ind AS 116 - Leases

On 30th March 2019, the Ministry of Corporate Affairs (MCA) has notified Ind AS 116 Leases, under Companies (Indian Accounting Standards) Amendment Rules, 2019 which is applicable with effect from 1st April, 2019.

Ind AS 116 sets out the principles for the recognition, measurement, presentation and disclosure of leases for both parties to a contract i.e., the lessee and the lessor. Ind AS 116 introduces a single lease accounting model for lessee and requires the lessee to recognize right of use assets and lease liabilities for all leases with a term of more than twelve months, unless the underlying asset is low value in nature.

As per Ind AS 116, the lessee needs to recognise depreciation on rights of use assets and finance costs on lease liabilities in the statement of profit and loss. The lease payments made by the lessee under the lease arrangement will be adjusted against the lease liabilities. The company has not entered into any lease agreement yet hence there is no impact on key profit & loss and balance sheet ratio i.e. Earnings before interest, tax, depreciation and amortisation (EBITDA), Asset coverage, debt equity, interest coverage, etc.

Note 22 : Regrouped, Recast, Reclassified

Figures of the earlier year have been regrouped or reclassified to conform to Ind AS presentation requirements.

