

**SORAB S. ENGINEER & CO. (Regd.)**  
**CHARTERED ACCOUNTANTS**

TELEPHONE : +91 79 29700466  
              : +91 79 48006782  
EMAIL      : sseahm@sseco.in  
              : sseahm@hotmail.com  
WEB        : www.sseco.in



804, SAKAR-IX,  
BESIDES OLD RBI,  
ASHRAM ROAD,  
AHMEDABAD-380 009

**INDEPENDENT AUDITOR'S REPORT**

**TO THE MEMBERS OF ARVIND GOODHILL SUIT MANUFACTURING LIMITED**

**Report on the Audit of the Financial Statements**

**Opinion**

We have audited the accompanying financial statements of Arvind Goodhill Suit Manufacturing Limited Limited ("the Company"), which comprise the Balance Sheet as at March 31, 2020, the Statement of Profit and Loss (including Other Comprehensive Income), the Statement of Changes in Equity and the Statement of Cash Flows for the year ended on that date and notes to the financial statements including a summary of the significant accounting policies and other explanatory information (hereinafter referred to as "the financial statements").

In our opinion and to the best of our information and according to the explanations given to us, the aforesaid financial statements give the information required by the Companies Act, 2013 ("the Act") in the manner so required and give a true and fair view in conformity with the Indian Accounting Standards prescribed under section 133 of the Act read with the Companies (Indian Accounting Standards) Rules, 2015, as amended, ("Ind AS") and other accounting principles generally accepted in India, of the state of affairs of the Company as at March 31, 2020, the loss and total comprehensive income, changes in equity and its cash flows for the year ended on that date.

**Basis for Opinion**

We conducted our audit of the financial statements in accordance with the Standards on Auditing specified under section 143(10) of the Act (SAs). Our responsibilities under those Standards are further described in the *Auditor's Responsibilities for the Audit of the Financial Statements* section of our report. We are independent of the Company in accordance with the Code of Ethics issued by the Institute of Chartered Accountants of India (ICAI) together with the independence requirements that are relevant to our audit of the financial statements under the provisions of the Act and the Rules made thereunder, and we have fulfilled our other ethical responsibilities in accordance with these requirements and the ICAI's Code of Ethics. We believe that the audit evidence we have obtained is sufficient and appropriate to provide a basis for our audit opinion on the financial statements.

**Emphasis of Matter Paragraph**

We draw your attention to Note 36 of the financial statements which explains the uncertainties and management's assessment of the financial impact due to the lockdown and other restrictions imposed by the Government of India and other conditions related to the COVID-19 pandemic situation, for which a definitive assessment in the subsequent period is highly dependent upon circumstances as they evolve.

Our opinion is not modified in respect of this matter.

**Head Office** : 902, Raheja Centre, Free Press Journal Marg, Nariman Point, Mumbai-400 021.  
**Telephone** : +91 22 2282 4811, 2204 0861 • **Email** : sorabsengineer@yahoo.com, ssemum@sseco.in

**Bengaluru Branch** : F-1, Vaastu Jayalaxmi, B Street, Opp. Fortis Hospital, 1st Main Road, Sheshadripuram, Bengaluru-560020.  
**Telephone** : +91 9925879234 • **Email** : sseblr@sseco.in

## **SORAB S. ENGINEER & CO. (Regd.)**

### **Information Other than the Financial Statements and Auditor's Report Thereon**

The Company's Board of Directors is responsible for the other information. The other information comprises the information included in the Management Discussion and Analysis, Board's Report including Annexures to Board's Report, Business Responsibility Report, Corporate Governance and Shareholder's Information, but does not include the financial statements and our auditor's report thereon.

Our opinion on the financial statements does not cover the other information and we do not express any form of assurance conclusion thereon.

In connection with our audit of the financial statements, our responsibility is to read the other information and, in doing so, consider whether the other information is materially inconsistent with the financial statements or our knowledge obtained in the audit or otherwise appears to be materially misstated.

If, based on the work we have performed, we conclude that there is a material misstatement of this other information, we are required to report that fact. We have nothing to report in this regard.

### **Responsibilities of Management and Those Charged with Governance for the Financial Statements**

The Company's Board of Directors is responsible for the matters stated in section 134(5) of the Act with respect to the preparation of these financial statements that give a true and fair view of the financial position, financial performance, total comprehensive income, changes in equity and cash flows of the Company in accordance with the Ind AS and other accounting principles generally accepted in India. This responsibility also includes maintenance of adequate accounting records in accordance with the provisions of the Act for safeguarding the assets of the Company and for preventing and detecting frauds and other irregularities; selection and application of appropriate accounting policies; making judgments and estimates that are reasonable and prudent; and design, implementation and maintenance of adequate internal financial controls, that were operating effectively for ensuring the accuracy and completeness of the accounting records, relevant to the preparation and presentation of the financial statements that give a true and fair view and are free from material misstatement, whether due to fraud or error.


In preparing the financial statements, management is responsible for assessing the Company's ability to continue as a going concern, disclosing, as applicable, matters related to going concern and using the going concern basis of accounting unless Board of Directors either intends to liquidate the Company or to cease operations, or has no realistic alternative but to do so.

Those Board of Directors are also responsible for overseeing the Company's financial reporting process.

### **Auditor's Responsibilities for the Audit of the Financial Statements**

Our objectives are to obtain reasonable assurance about whether the financial statements as a whole are free from material misstatement, whether due to fraud or error, and to issue an auditor's report that includes our opinion. Reasonable assurance is a high level of assurance, but is not a guarantee that an audit conducted in accordance with SAs will always detect a material misstatement when it exists. Misstatements can arise from fraud or error and are considered material if, individually or in the aggregate, they could reasonably be expected to influence the economic decisions of users taken on the basis of these financial statements.

As part of an audit in accordance with SAs, we exercise professional judgment and maintain professional skepticism throughout the audit. We also:



## **SORAB S. ENGINEER & CO. (Regd.)**


- Identify and assess the risks of material misstatement of the financial statements, whether due to fraud or error, design and perform audit procedures responsive to those risks, and obtain audit evidence that is sufficient and appropriate to provide a basis for our opinion. The risk of not detecting a material misstatement resulting from fraud is higher than for one resulting from error, as fraud may involve collusion, forgery, intentional omissions, misrepresentations, or the override of internal control.
- Obtain an understanding of internal financial controls relevant to the audit in order to design audit procedures that are appropriate in the circumstances. Under section 143(3)(i) of the Act, we are also responsible for expressing our opinion on whether the Company has adequate internal financial controls system in place and the operating effectiveness of such controls.
- Evaluate the appropriateness of accounting policies used and the reasonableness of accounting estimates and related disclosures made by management.
- Conclude on the appropriateness of management's use of the going concern basis of accounting and, based on the audit evidence obtained, whether a material uncertainty exists related to events or conditions that may cast significant doubt on the Company's ability to continue as a going concern. If we conclude that a material uncertainty exists, we are required to draw attention in our auditor's report to the related disclosures in the financial statements or, if such disclosures are inadequate, to modify our opinion. Our conclusions are based on the audit evidence obtained up to the date of our auditor's report. However, future events or conditions may cause the Company to cease to continue as a going concern.
- Evaluate the overall presentation, structure and content of the financial statements, including the disclosures, and whether the financial statements represent the underlying transactions and events in a manner that achieves fair presentation.

Materiality is the magnitude of misstatements in the financial statements that, individually or in aggregate, makes it probable that the economic decisions of a reasonably knowledgeable user of the financial statements may be influenced. We consider quantitative materiality and qualitative factors in (i) planning the scope of our audit work and in evaluating the results of our work; and (ii) to evaluate the effect of any identified misstatements in the financial statements.

We communicate with those charged with governance regarding, among other matters, the planned scope and timing of the audit and significant audit findings, including any significant deficiencies in internal control that we identify during our audit.

We also provide those charged with governance with a statement that we have complied with relevant ethical requirements regarding independence, and to communicate with them all relationships and other matters that may reasonably be thought to bear on our independence, and where applicable, related safeguards.


From the matters communicated with those charged with governance, we determine those matters that were of most significance in the audit of the financial statements of the current period and are therefore the key audit matters. We describe these matters in our auditor's report unless law or regulation precludes public disclosure about the matter or when, in extremely rare circumstances, we determine that a matter should not be communicated in our report because the adverse consequences of doing so would reasonably be expected to outweigh the public interest benefits of such communication.



## **SORAB S. ENGINEER & CO. (Regd.)**

### **Report on Other Legal and Regulatory Requirements**

1. As required by the Companies (Auditor's report) Order, 2016 ("The Order"), issued by the Central Government of India in terms of sub-section (11) of section 143 of the Companies Act, 2013, we give in the "Annexure B" a statement on the matters specified in paragraphs 3 and 4 of the order, to the extent applicable.
2. As required by Section 143(3) of the Act, based on our audit we report that:
  - a) We have sought and obtained all the information and explanations which to the best of our knowledge and belief were necessary for the purposes of our audit.
  - b) In our opinion, proper books of account as required by law have been kept by the Company so far as it appears from our examination of those books.
  - c) The Balance Sheet, the Statement of Profit and Loss including Other Comprehensive Income, Statement of Changes in Equity and the Statement of Cash Flow dealt with by this Report are in agreement with the relevant books of account.
  - d) In our opinion, the aforesaid financial statements comply with the Ind AS specified under Section 133 of the Act, read with Rule 7 of the Companies (Accounts) Rules, 2014.
  - e) On the basis of the written representations received from the directors as on March 31, 2020 taken on record by the Board of Directors, none of the directors is disqualified as on March 31, 2020 from being appointed as a director in terms of Section 164 (2) of the Act.
  - f) With respect to the adequacy of the internal financial controls over financial reporting of the Company and the operating effectiveness of such controls, refer to our separate Report in "Annexure A".
  - g) With respect to the other matters to be included in the Auditor's Report in accordance with the requirements of section 197(16) of the Act, as amended, in our opinion and to the best of our information and according to the explanations given to us, the remuneration paid by the Company to its directors during the year is in accordance with the provisions of section 197 of the Act.
  - h) With respect to the other matters to be included in the Auditor's Report in accordance with Rule 11 of the Companies (Audit and Auditors) Rules, 2014, as amended in our opinion and to the best of our information and according to the explanations given to us:
    - i. The Company has no pending litigations which has an impact on its financial position in its financial statements.
    - ii. The Company did not have any long-term contracts including derivative contracts for which there were any material foreseeable losses.



**SORAB S. ENGINEER & CO. (Regd.)**

- iii. There has been no amounts required to be transferred, to the Investor Education and Protection Fund by the Company.

For **Sorab S. Engineer & Co.**  
Chartered Accountants  
Firm's Registration No. 110417W

*Chokshi Shreyas B.*

**CA. Chokshi Shreyas B.**  
Partner  
Membership No.100892  
Ahmedabad  
June 4, 2020  
UDIN - 20100892AAAANR6207

*吉 同秀松*

**ANNEXURE "A" TO THE INDEPENDENT AUDITOR'S REPORT**

(Referred to in paragraph 1(f) under 'Report on Other Legal and Regulatory Requirements' section of our report to the Members of Arvind Goodhill Suit Manufacturing Private Limited of even date)

**Report on the Internal Financial Controls Over Financial Reporting under Clause (i) of Sub-section 3 of Section 143 of the Companies Act, 2013 ("the Act")**

We have audited the internal financial controls over financial reporting of **ARVIND GOODHILL SUIT MANUFACTURING PRIVATE LIMITED** ("the Company") as of March 31, 2020 in conjunction with our audit of the financial statements of the Company for the year ended on that date.

**Management's Responsibility for Internal Financial Controls**

The Board of Directors of the Company is responsible for establishing and maintaining internal financial controls based on the internal control over financial reporting criteria established by the Company considering the essential components of internal control stated in the Guidance Note on Audit of Internal Financial Controls Over Financial Reporting issued by the Institute of Chartered Accountants of India. These responsibilities include the design, implementation and maintenance of adequate internal financial controls that were operating effectively for ensuring the orderly and efficient conduct of its business, including adherence to respective company's policies, the safeguarding of its assets, the prevention and detection of frauds and errors, the accuracy and completeness of the accounting records, and the timely preparation of reliable financial information, as required under the Companies Act, 2013.

**Auditor's Responsibility**

Our responsibility is to express an opinion on the internal financial controls over financial reporting of the Company based on our audit. We conducted our audit in accordance with the Guidance Note on Audit of Internal Financial Controls Over Financial Reporting (the "Guidance Note") issued by the Institute of Chartered Accountants of India and the Standards on Auditing prescribed under Section 143(10) of the Companies Act, 2013, to the extent applicable to an audit of internal financial controls. Those Standards and the Guidance Note require that we comply with ethical requirements and plan and perform the audit to obtain reasonable assurance about whether adequate internal financial controls over financial reporting was established and maintained and if such controls operated effectively in all material respects.

Our audit involves performing procedures to obtain audit evidence about the adequacy of the internal financial controls system over financial reporting and their operating effectiveness. Our audit of internal financial controls over financial reporting included obtaining an understanding of internal financial controls over financial reporting, assessing the risk that a material weakness exists, and testing and evaluating the design and operating effectiveness of internal control based on the assessed risk. The procedures selected depend on the auditor's judgement, including the assessment of the risks of material misstatement of the financial statements, whether due to fraud or error.

We believe that the audit evidence we have obtained, is sufficient and appropriate to provide a basis for our audit opinion on the internal financial controls system over financial reporting of the Company.



**Meaning of Internal Financial Controls Over Financial Reporting**

A company's internal financial control over financial reporting is a process designed to provide reasonable assurance regarding the reliability of financial reporting and the preparation of financial statements for external purposes in accordance with generally accepted accounting principles. A company's internal financial control over financial reporting includes those policies and procedures that (1) pertain to the maintenance of records that, in reasonable detail, accurately and fairly reflect the transactions and dispositions of the assets of the company; (2) provide reasonable assurance that transactions are recorded as necessary to permit preparation of financial statements in accordance with generally accepted accounting principles, and that receipts and expenditures of the company are being made only in accordance with authorisations of management and directors of the company; and (3) provide reasonable assurance regarding prevention or timely detection of unauthorised acquisition, use, or disposition of the company's assets that could have a material effect on the financial statements.

**Limitations of Internal Financial Controls Over Financial Reporting**

Because of the inherent limitations of internal financial controls over financial reporting, including the possibility of collusion or improper management override of controls, material misstatements due to error or fraud may occur and not be detected. Also, projections of any evaluation of the internal financial controls over financial reporting to future periods are subject to the risk that the internal financial control over financial reporting may become inadequate because of changes in conditions, or that the degree of compliance with the policies or procedures may deteriorate.

**Opinion**

In our opinion, to the best of our information and according to the explanations given to us, the Company has, in all material respects, an adequate internal financial controls system over financial reporting and such internal financial controls over financial reporting were operating effectively as at March 31, 2020, based on the internal control over financial reporting criteria established by the Company considering the essential components of internal control stated in the Guidance Note on Audit of Internal Financial Controls Over Financial Reporting issued by the Institute of Chartered Accountants of India.

For **Sorab S. Engineer & Co.**  
Chartered Accountants  
Firm's Registration No. 110417W




**CA. Chokshi Shreyas B.**  
Partner  
Membership No.100892

Ahmedabad  
June 4, 2020

**ANNEXURE 'B' TO THE INDEPENDENT AUDITOR'S REPORT**

**(Referred to in paragraph 2 under 'Report on Other Legal and Regulatory Requirements' section of our report to the Members of Arvind Goodhill Suit manufacturing Private Limited of even date)**

- (i) (a) The Company has generally maintained proper records showing full particulars, including quantitative details and situation of its fixed assets.
  - (b) As explained to us, the fixed assets have been physically verified by the management during the year in accordance with a phased programme of verification, which in our opinion provides for physical verification of all the fixed assets at reasonable intervals. We are informed that no material discrepancies were noticed on such verification.
  - (c) There are no immovable properties held in the name of the Company and thus requirement of clause (i) (c) of paragraph 3 of the order are not applicable.
- (ii) As explained to us, physical verification of inventory has been conducted at reasonable intervals by the management and the discrepancies noticed on verification between the physical stocks and the book records were not material having regard to the size of the Company, and the same have been properly dealt with in the books of account.
- (iii) The Company has not granted secured / unsecured loans to Companies, firms, Limited Liability Partnerships or other parties covered in the register maintained under Section 189 of the Act. Consequently, requirements of clause (iii) of paragraph 3 of the order are not applicable.
- (iv) The Company has not advanced any loan or given any guarantee or provided any security or made any investment covered under section 185 and 186 of the Act. Consequently, requirements of clause (iv) of paragraph 3 of the order are not applicable.
- (v) In our opinion and according to the information and explanations given to us, the Company has not accepted any deposits from the public within the meaning of Sections 73 to 76 or any other relevant provisions of the Act and rules framed thereunder. No order has been passed by the Company Law Board or National Company Law Tribunal or Reserve Bank of India or any Court or any other Tribunal.
- (vi) To the best of our knowledge and belief, the Central Government has not prescribed maintenance of cost records under section 148 (1) of the Companies Act, 2013 in respect of the Company's product. Consequently, requirement of clause (vi) of paragraph 3 of the order is not applicable.
- (vii) (a) The Company is generally regular in depositing with appropriate authorities undisputed statutory dues including Provident Fund, Employees' State Insurance, Income Tax, Wealth Tax, Goods and Service Tax, Duty of Custom, Cess and other material statutory dues applicable to it. According to the information and explanations given to us, no undisputed amounts payable in respect of outstanding statutory dues were in arrears as at March 31, 2020 for a period of more than six months from the date they became payable.
  - (b) According to the information and explanations given to us, there are no amounts payable as on March 31, 2020 on account of any dispute.
- (viii) In our opinion and according to the information and explanations given to us, the Company has not defaulted in repayment of dues to financial institutions and banks.







**SORAB S. ENGINEER & CO. (Regd.)**

- (ix) To the best of our knowledge and belief and according to the information and explanations given to us, the Company has not raised moneys by way of initial public offer or further public offer. However, the term loans obtained during the year were, *prima facie*, applied by the Company for the purpose for which they were raised, other than temporary deployment pending application.
- (x) To the best of our knowledge and belief and according to the information and explanations given to us, no fraud by the Company or on the Company by its officers or employees has been noticed or reported during the year.
- (xi) To the best of our knowledge and belief and according to the information and explanations given to us, the Company has not paid any managerial remuneration during the year under review. Consequently, requirements of Clause (xi) of paragraph 3 of the order are not applicable.
- (xii) The Company is not a Nidhi Company. Consequently, requirements of clause (xii) of paragraph 3 of the order are not applicable.
- (xiii) To the best of our knowledge and belief and according to the information and explanations given to us, all transactions with the related parties are in compliance with sections 177 and 188 of the Act where applicable and the details have been disclosed in the Ind AS financial statements etc. as required by the applicable accounting standards.
- (xiv) To the best of our knowledge and belief and according to the information and explanations given to us, the Company has not made any preferential allotment or private placement of shares or fully or partly convertible debentures during the year under review. Consequently, requirements of clause (xiv) of paragraph 3 of the order are not applicable.
- (xv) To the best of our knowledge and belief and according to the information and explanations given to us, the Company has not entered into any non-cash transactions with directors or persons connected with him.
- (xvi) According to the nature of the business, the Company is not required to be registered under section 45-IA of the Reserve Bank of India Act, 1934.

For **Sorab S. Engineer & Co.**  
Chartered Accountants  
Firm Registration No. 110417W

  
**CA. Chokshi Shreyas B.**  
Partner  
Membership No. 100892



Ahmedabad  
June 4, 2020

Arvind Goodhill Suit Manufacturing Private Limited  
Balance Sheet as at March 31, 2020

Particulars	Notes	Amount in Rs.	
		As at March 31, 2020	As at March 31, 2019
<b>ASSETS</b>			
<b>I. Non-current assets</b>			
(a) Property, plant and equipment	5	45,85,08,086	45,90,23,829
(b) Capital work-in-progress		15,41,764	20,32,847
(c) Right-of-use Asset	30	5,54,18,813	-
(d) Intangible assets	6	13,30,543	9,10,529
(e) Financial assets			
(i) Other financial assets	7	2,79,95,218	4,15,55,152
(f) Other non-current assets	8	7,24,076	8,72,925
(g) Deferred tax assets (net)	25	9,32,87,651	3,54,44,181
<b>Total non-current assets</b>		<b>63,88,06,151</b>	<b>53,98,39,463</b>
<b>II. Current assets</b>			
(a) Inventories	9	26,17,72,659	37,81,38,642
(b) Financial assets			
(i) Trade receivables	7	8,63,24,495	11,28,54,490
(ii) Cash and cash equivalents	7	16,13,548	16,33,142
(iii) Bank balance other than (ii) above	7	1,64,95,813	69,76,905
(iv) Others financial assets	7	18,47,601	1,25,70,923
(c) Current tax assets (net)	10	30,50,953	23,29,651
(d) Other current assets	8	8,45,26,277	12,89,14,400
<b>Total current assets</b>		<b>45,56,31,346</b>	<b>64,34,18,153</b>
<b>Total Assets</b>		<b>1,09,44,37,497</b>	<b>1,18,32,57,616</b>
<b>EQUITY AND LIABILITIES</b>			
<b>Equity</b>			
Equity share capital	11	1,07,00,000	1,07,00,000
Other equity	12	35,04,76,816	51,49,51,396
<b>Total equity</b>		<b>36,11,76,816</b>	<b>52,56,51,396</b>
<b>Liabilities</b>			
<b>I. Non-current liabilities</b>			
(a) Financial liabilities			
(i) Borrowings	13	4,11,82,218	3,48,44,271
(ii) Lease Liabilities	17	4,45,18,814	-
(b) Long-term provisions	14	1,32,58,932	1,21,08,796
(c) Government grants	15	2,86,48,721	3,10,39,399
<b>Total non-current liabilities</b>		<b>12,76,08,685</b>	<b>7,79,92,466</b>
<b>II. Current liabilities</b>			
(a) Financial liabilities			
(i) Borrowings	13	37,90,23,833	30,26,72,988
(ii) Lease Liability	17	2,61,97,665	-
(iii) Trade payables	13		
Total outstanding dues of micro enterprises and small enterprises			
Total outstanding dues of creditors other than micro enterprises and small enterprises		13,28,12,366	17,30,75,040
(iv) Other financial liabilities	13	6,04,61,836	9,32,80,531
(b) Other current liabilities	16	39,90,639	75,50,102
(c) Short-term provisions	14	7,74,980	6,44,415
(d) Government grants	15	23,90,677	23,90,678
<b>Total current liabilities</b>		<b>60,56,51,996</b>	<b>57,96,13,754</b>
<b>Total Equity and Liabilities</b>		<b>1,09,44,37,497</b>	<b>1,18,32,57,616</b>

Summary of significant accounting policies

3

The accompanying notes are an integral part of the financial statements.

As per our report of even date  
For **Sorab S. Engineer & Co.**  
Chartered Accountants  
ICAI Firm's Registration No.1104174  
*Chokshi Shreyas B.*  
**CA. Chokshi Shreyas B.**  
Partner  
Membership No.100892  
Ahmedabad  
June 4, 2020

For and on behalf of the board of directors of  
**Arvind Goodhill Suit Manufacturing Private Limited**

Director  
DIN: \_\_\_\_\_

*Jayesh K Shah*  
**Jayesh K Shah**  
Director  
DIN: 00008349

*Arvind Goodhill Suit*

**Arvind Goodhill Suit Manufacturing Private Limited**  
**Statement of profit and loss for the year ended March 31, 2020**

Amount in Rs.

Particulars	Notes	Year ended March 31, 2020	Year ended March 31, 2019
<b>Income</b>			
Revenue from operations			
Sale of Products	18	79,50,77,311	51,53,04,820
Sale of Services	18	54,04,414	4,96,10,155
Operating Income	18	3,03,91,732	2,27,36,588
<b>Revenue from operations</b>		<b>83,08,73,457</b>	<b>58,76,51,563</b>
Other income	18	55,31,198	92,19,531
<b>Total income (I)</b>		<b>83,64,04,655</b>	<b>59,68,71,094</b>
<b>Expenses</b>			
Cost of raw materials and accessories consumed	19	37,80,48,171	28,88,60,370
Purchase of stock-in-trade		-	-
Changes in inventories of finished goods, work-in-progress and stock-in-trade	20	14,38,60,627	(7,49,37,875)
Employee benefits expense	21	27,77,29,126	24,17,75,226
Finance costs	22	4,07,13,603	2,74,07,064
Depreciation and amortisation expense	23	5,40,74,302	3,12,91,049
Other expenses	24	14,59,26,692	10,96,73,749
<b>Total expenses (II)</b>		<b>1,04,03,52,521</b>	<b>62,40,69,583</b>
<b>Profit/(Loss) before exceptional items and tax (III)=(I-II)</b>		<b>(20,39,47,866)</b>	<b>(2,71,98,489)</b>
Exceptional items (IV)		-	-
<b>Profit/(Loss) before tax (V) = (III-IV)</b>		<b>(20,39,47,866)</b>	<b>(2,71,98,489)</b>
<b>Tax expense</b>			
Current tax	25	-	-
Deferred tax charge/(credit)	25	(5,30,67,222)	(52,64,698)
<b>Total tax expense (VI)</b>		<b>(5,30,67,222)</b>	<b>(52,64,698)</b>
<b>Profit/(Loss) for the year (VII) = (V-VI)</b>		<b>(15,08,80,644)</b>	<b>(2,19,33,791)</b>
<b>Other comprehensive income</b>			
<b>A. Other comprehensive income not to be reclassified to profit or loss in subsequent periods:</b>			
Re-measurement gains / (losses) on defined benefit		32,79,643	29,40,239
Income tax effect		(8,52,707)	(7,64,462)
<b>Net other comprehensive income not to be reclassified to profit or loss in subsequent periods (A)</b>		<b>24,26,936</b>	<b>21,75,777</b>
<b>B. Other comprehensive income that may be reclassified to profit or loss in subsequent periods:</b>			
Net gains / (loss) on hedging instruments in a cash flow hedge		(40,73,535)	77,61,274
Income tax effect		10,59,119	(20,71,434)
<b>Net other comprehensive income that may be reclassified to profit or loss in subsequent periods (B)</b>		<b>(30,14,416)</b>	<b>56,89,840</b>
<b>Total other comprehensive income for the year, net of tax (VIII)=(A+B)</b>		<b>(5,87,480)</b>	<b>78,65,617</b>
<b>Total comprehensive income/(Loss) for the year, net of tax (VII+VIII)</b>		<b>(15,14,68,124)</b>	<b>(1,40,68,174)</b>
Earning per equity share [nominal value per share Rs.10/- (March 31, 2019: Rs.10/- )]			
Basic and Diluted	29	(141.00)	(21.06)
Summary of significant accounting policies	3		

The accompanying notes are an integral part of the financial statements.


As per our report of even date  
For **Sorab S. Engineer & Co.**  
Chartered Accountants  
ICAI Firm's Registration No.11047W  
**A. Chokshi Shreyas B.**  
Partner  
Membership No.100892

Ahmedabad  
June 4, 2020

For and on behalf of the board of directors of  
**Arvind Goodhill Suit Manufacturing Private Limited**

Director  
DIN: \_\_\_\_\_

  
**Jayesh K Shah**  
Director  
DIN: 00008349




Arvind Goodhill Suit Manufacturing Private Limited  
Statement of cash flows for the year ended March 31, 2020


Amount in Rs.

Particulars	Year Ended	
	March 31, 2020	Year ended March 31, 2019
<b>A Operating activities</b>		
<b>Profit/(Loss) Before taxation</b>	<b>(20,39,47,866)</b>	<b>(2,71,98,489)</b>
<i>Adjustments to reconcile profit before tax to net cash flows:</i>		
Depreciation /Amortization	5,40,74,302	3,12,91,049
Interest Income	(15,94,028)	(21,29,317)
Interest and Other Borrowing Cost	4,07,13,603	2,74,07,064
Loss on Sale of Property Plant Equipment	15,06,092	36,068
Bad Debts Written Off	12,55,290	-
Allowance for Doubtful Debts	1,20,92,310	-
Government grants	(23,90,679)	(23,90,678)
	<u>10,56,56,890</u>	<u>5,42,14,186</u>
<b>Operating Profit before Working Capital Changes</b>	<b>(9,82,90,976)</b>	<b>2,70,15,697</b>
<b>Working Capital Changes:</b>		
Changes in Inventories	11,63,65,983	(8,91,37,530)
Changes in trade payables	(4,02,62,674)	(6,92,445)
Changes in other current liabilities	(35,59,463)	18,16,466
Changes in other financial liabilities	38,02,939	9,28,190
Changes in provisions	45,60,344	57,01,074
Changes in loans and advances	-	57,182
Changes in trade receivables	1,31,82,395	2,16,21,487
Changes in other assets	4,45,36,912	17,92,846
Changes in other financial assets	1,96,15,721	(1,34,64,621)
Changes in Other Bank Balances	(95,18,908)	78,56,719
<b>Net Changes in Working Capital</b>	<b>14,87,23,309</b>	<b>(6,35,20,632)</b>
<b>Cash Generated from Operations</b>	<b>5,04,32,333</b>	<b>(3,65,04,935)</b>
Direct Taxes paid (Net of Income Tax refund)	(7,21,302)	(21,11,576)
<b>Net Cash from Operating Activities</b>	<b>4,97,11,031</b>	<b>(3,86,16,511)</b>
<b>B Cash Flow from Investing Activities</b>		
Purchase of Property Plant Equipment	(3,56,34,125)	(71,63,032)
Government grants received	-	37,50,000
Sale of Property Plant Equipment	20,40,034	6,16,007
Interest Income	15,94,028	21,29,317
<b>Net cash flow from Investing Activities</b>	<b>(3,20,00,063)</b>	<b>(6,67,708)</b>
<b>C Cash Flow from Financing Activities</b>		
Principal repayment of lease liabilities	(2,30,84,117)	-
Issue of Share Capital	-	10,00,000
Securities Premium received	-	4,90,00,000
Changes in long term Borrowings	(3,99,13,256)	(5,36,92,192)
Changes in short term borrowings	7,63,50,845	7,08,56,170
Interest and Other Borrowing Cost Paid	(3,10,84,034)	(2,74,07,064)
<b>Net Cash flow from Financing Activities</b>	<b>-</b>	<b>3,97,56,914</b>
<b>Net Increase/(Decrease) in cash &amp; cash equivalents</b>	<b>(19,594)</b>	<b>4,72,695</b>
Cash & Cash equivalent at the beginning of the period	16,33,142	11,60,447
Cash & Cash equivalent at the end of the period	16,13,548	16,33,142

Amount in Rs.

Particulars	Year ended	
	March 31, 2020 Rupees	Year ended March 31, 2019 Rupees
<b>Cash and cash equivalents comprise of: (Note 7)</b>		
Cash on Hand	-	-
Balances with Banks	16,13,548	16,33,142
<b>Cash and cash equivalents</b>	<b>16,13,548</b>	<b>16,33,142</b>

As per our report of even date attached  
For, **Sorab S. Engineer & Co.**  
Firm Registration No. 110417W  
Chartered Accountants  
  
**CA. Chokshi Shreyas B.**  
Partner  
Membership No. 100892

For and on behalf of the board of directors of  
**Arvind Goodhill Suit Manufacturing Private Limited**  
  
**Jayesh K Shah**  
Director  
DIN: 00008349

Ahmedabad  
June 4, 2020



Arvind Goodhill Suit Manufacturing Private Limited  
Statement of changes in Equity for the Year ended March 31, 2020

**A. Equity share capital**

Balance	Amount in Rs
	Note 11
As at April 1, 2018	97,00,000
Issue of Equity Share capital	10,00,000
As at March 31, 2019	1,07,00,000
Issue of Equity Share capital	-
As at March 31, 2020	1,07,00,000

**B. Other equity**

Attributable to the equity holders of the Company

Particulars	Reserves and Surplus			Total equity
	Securities premium	Retained Earnings	Hedge Reserve	
	Note 12	Note 12	Note 12	
Balance as at April 1, 2018	46,55,00,000	1,66,41,450	(21,21,880)	48,00,19,570
Loss for the year	-	(2,19,33,791)	-	(2,19,33,791)
Addition during the year	4,90,00,000	-	-	4,90,00,000
Other comprehensive income for the year	-	21,75,777	56,89,840	78,65,617
Balance as at March 31, 2019	51,45,00,000	(31,16,564)	35,67,960	51,49,51,396
Balance as at April 01, 2019	51,45,00,000	(31,16,564)	35,67,960	51,49,51,396
Adjustment due to IND AS 116	-	(1,75,76,292)	-	(1,75,76,292)
Deferred tax on Adjustment due to IND AS 116	-	45,69,836	-	45,69,836
Loss for the year	-	(15,08,80,644)	-	(15,08,80,644)
Other comprehensive income for the year	-	24,26,936	(40,73,535)	(16,46,599)
Deferred tax on Other Comprehensive Income	-	-	10,59,119	10,59,119
Balance as at March 31, 2020	51,45,00,000	(16,45,76,728)	5,53,544	35,04,76,816

The accompanying notes are an integral part of the financial statements.

As per our report of even date

For Sorab S. Engineer & Co  
Chartered Accountants  
ICAI Firm's Registration No.110417W

*Chokshi Shreyas B.*

CA. Chokshi Shreyas B.  
Partner  
Membership No.100892

Ahmedabad  
June 4, 2020

For and on behalf of the board of directors of  
Arvind Goodhill Suit Manufacturing Private Limited

*JKS Jayesh K Shah*

Director  
DIN: \_\_\_\_\_

Jayesh K Shah  
Director  
DIN: 00008349

*古同喬村*

NOTES TO AND FORMING PART OF THE FINANCIAL STATEMENTS AS AT AND FOR THE YEAR ENDED  
31 MARCH 2020

**1. Corporate Information**

Arvind Goodhill Suit Manufacturing Private Limited is a Joint Venture between Arvind Limited, Goodhill Corporation, Japan and F-One Limited, Japan. The Company has set up a project of manufacturing Suits.

The financial statements were authorised for issue in accordance with a resolution of the directors on June 4, 2020.

**2. Statement of Compliance and Basis of Preparation**

**2.1 Compliance with Ind AS**

The financial statements have been prepared in accordance with Indian Accounting Standards ("Ind AS") as issued under the Companies (Indian Accounting Standards) Rules, 2015.

**2.2 Historical Cost Convention**

The financial statements have been prepared on a historical cost basis, except for the followings:

- Certain financial assets and liabilities measured at fair value (refer accounting policy regarding financial instruments);
- Share based payments;
- Defined benefit plans – plan assets measured at fair value;
- Value in Use

**2.3 Rounding of amounts**

The financial statements are presented in INR and all values are rounded to the nearest rupee as per the requirement of Schedule III, except when otherwise indicated.

**3. Summary of Significant Accounting Policies**

The following are the significant accounting policies applied by the Company in preparing its financial statements consistently to all the periods presented.

**3.1. Current versus non-current classification**

The Company presents assets and liabilities in the Balance Sheet based on current/non-current classification.

An asset is current when it is:

- Expected to be realised or intended to be sold or consumed in the normal operating cycle;

- Held primarily for the purpose of trading;
- Expected to be realised within twelve months after the reporting period; or
- Cash or cash equivalent unless restricted from being exchanged or used to settle a liability for at least twelve months after the reporting period.

All other assets are classified as non-current.

A liability is current when:

- It is expected to be settled in the normal operating cycle;
- It is held primarily for the purpose of trading;
- It is due to be settled within twelve months after the reporting period; or
- There is no unconditional right to defer the settlement of the liability for at least twelve months after the reporting period.

The Company classifies all other liabilities as non-current.

Deferred tax assets and liabilities are classified as non-current assets and liabilities.

### **Operating cycle**

Operating cycle of the Company is the time between the acquisition of assets for processing and their realisation in cash or cash equivalents. As the Company's normal operating cycle is not clearly identifiable, it is assumed to be twelve months.

### **3.2. Use of estimates and judgements**

The estimates and judgements used in the preparation of the financial statements are continuously evaluated by the Company and are based on historical experience and various other assumptions and factors (including expectations of future events) that the Company believes to be reasonable under the existing circumstances. Difference between actual results and estimates are recognised in the period in which the results are known / materialised.

The said estimates are based on the facts and events, that existed as at the reporting date, or that occurred after that date but provide additional evidence about conditions existing as at the reporting date.

### **3.3. Foreign currencies**

The Company's financial statements are presented in INR, which is also the Company's functional and presentation currency.

#### **Transactions and balances**

Transactions in foreign currencies are initially recorded by the Company's functional currency spot rates at the date the transaction first qualifies for recognition.

Monetary assets and liabilities denominated in foreign currencies are translated at the functional currency spot rates of exchange at the reporting date. Differences arising on settlement of such transaction and on translation of monetary assets and liabilities denominated in foreign currencies at year end exchange rate are recognised in profit or loss.

Non-monetary items that are measured in terms of historical cost in a foreign currency are translated using the exchange rates at the dates of the initial transactions. Non-monetary items measured at fair value in a foreign currency are translated using the exchange rates at the date when the fair value is determined. The gain or loss arising on translation of non-monetary items measured at fair value is treated in line with the recognition of the gain or loss on the change in fair value of the item (i.e., translation differences on items whose fair value gain or loss is recognised in OCI or profit or loss are also recognised in OCI or profit or loss, respectively).

### **3.4.Fair value measurement**

The Company measures financial instruments such as derivatives and Investments at fair value at the end of each reporting period.

Fair value is the price that would be received to sell an asset or paid to transfer a liability in an orderly transaction between market participants at the measurement date. The fair value measurement is based on the presumption that the transaction to sell the asset or transfer the liability takes place either:

- In the principal market for the asset or liability  
Or
- In the absence of a principal market, in the most advantageous market for the asset or liability.

The principal or the most advantageous market must be accessible by the Company.

The fair value of an asset or a liability is measured using the assumptions that market participants would use when pricing the asset or liability, assuming that market participants act in their economic best interest.

A fair value measurement of a non-financial asset takes into account a market participant's ability to generate economic benefits by using the asset in its highest and best use or by selling it to another market participant that would use the asset in its highest and best use.

The Company uses valuation techniques that are appropriate in the circumstances and for which sufficient data are available to measure fair value, maximising the use of relevant observable inputs and minimising the use of unobservable inputs.

All assets and liabilities for which fair value is measured or disclosed in the financial statements are categorised within the fair value hierarchy, described as follows, based on the lowest level input that is significant to the fair value measurement as a whole:

- Level 1 — Quoted (unadjusted) market prices in active markets for identical assets or liabilities.
- Level 2 — Valuation techniques for which the lowest level input that is significant to the fair value measurement is directly or indirectly observable.
- Level 3 — Valuation techniques for which the lowest level input that is significant to the fair value measurement is unobservable.

For assets and liabilities that are recognised in the financial statements on a recurring basis, the Company determines whether transfers have occurred between levels in the hierarchy by





re-assessing categorisation (based on the lowest level input that is significant to the fair value measurement as a whole) at the end of each reporting period.

The Company's management determines the policies and procedures for both recurring fair value measurement, such as derivative instruments and for non-recurring measurement, such as asset held for sale.

External valuers are involved for valuation of significant assets, such as properties. Involvement of external valuers is decided upon annually by the management after discussion with and approval by the Company's Audit Committee. Selection criteria include market knowledge, reputation, independence and whether professional standards are maintained. Management decides, after discussions with the Company's external valuers, which valuation techniques and inputs to use for each case.

At each reporting date, management analyses the movements in the values of assets and liabilities which are required to be re-measured or re-assessed as per the Company's accounting policies. For this analysis, management verifies the major inputs applied in the latest valuation by agreeing the information in the valuation computation to contracts and other relevant documents.

Management, in conjunction with the Company's external valuers, also compares the change in the fair value of each asset and liability with relevant external sources to determine whether the change is reasonable on yearly basis.

For the purpose of fair value disclosures, the Company has determined classes of assets and liabilities on the basis of the nature, characteristics and risks of the asset or liability and the level of the fair value hierarchy, as explained above.

This note summarises accounting policy for fair value. Other fair value related disclosures are given in the relevant notes.

- Significant accounting judgements, estimates and assumptions
- Quantitative disclosures of fair value measurement hierarchy
- Property, plant and equipment & Intangible assets measured at fair value on the date of transition
- Investment properties
- Financial instruments (including those carried at amortised cost)

### **3.5. Property, plant and equipment**

Property, plant and equipment is stated at cost, net of accumulated depreciation and accumulated impairment losses, if any. Such cost includes the cost of replacing part of the plant and equipment and borrowing costs for long-term construction projects if the recognition criteria are met. When significant parts of Property, plant and equipment are required to be replaced at intervals, the Company recognises such parts as individual assets with specific useful lives and depreciates them accordingly. Likewise, when a major inspection is performed, its cost is recognised in the carrying amount of the plant and equipment as a replacement if the recognition criteria are satisfied. All other repair and maintenance costs are recognised in profit or loss as incurred. The present value of the expected cost for the decommissioning of an asset after its use is included in the cost of the respective asset if the recognition criteria for a provision are met.

Borrowing cost relating to acquisition / construction of fixed assets which take substantial period of time to get ready for its intended use are also included to the extent they relate to the period till such assets are ready to be put to use.

Capital work-in-progress comprises cost of fixed assets that are not yet installed and ready for their intended use at the balance sheet date.

### **Derecognition**

An item of property, plant and equipment is derecognised upon disposal or when no future economic benefits are expected from its use or disposal. Any gain or loss arising on derecognition of the asset (calculated as the difference between the net disposal proceeds and the carrying amount of the asset) is included in the Statement of Profit and Loss when the asset is derecognised.

### **Depreciation**

Depreciation on property, plant and equipment is provided so as to write off the cost of assets less residual values over their useful lives of the assets, using the straight line method as prescribed under Part C of Schedule II to the Companies Act 2013 except for Plant and Machinery other than Lab equipment and Leasehold Improvements.

When parts of an item of property, plant and equipment have different useful life, they are accounted for as separate items (Major Components) and are depreciated over their useful life or over the remaining useful life of the principal assets whichever is less.

Depreciation on Plant and Machinery is provided on straight line basis over the useful lives of the assets as estimated by management based on internal assessment. The management estimates the useful lives for Plant & Machinery to be 20 years.


The management believes that the useful life as given above best represent the period over which management expects to use these assets. Hence the useful lives for these assets are different from the useful lives as prescribed under Part C of Schedule II to the Companies Act 2013.

Depreciation for assets purchased/sold during a period is proportionately charged for the period of use.

The residual values, useful lives and methods of depreciation of property, plant and equipment are reviewed at each financial year end and adjusted prospectively, if appropriate.

### **3.6. Borrowing cost**

Borrowing costs directly attributable to the acquisition, construction or production of an asset that necessarily takes a substantial period of time to get ready for its intended use or sale are capitalised as part of the cost of the respective asset. All other borrowing costs are expensed in the period in which they occur. Borrowing costs consist of interest and other costs that the Company incurs in connection with the borrowing of funds. Borrowing cost also includes exchange differences to the extent regarded as an adjustment to the borrowing costs.



### **3.7. Intangible Assets**

Intangible assets acquired separately are measured on initial recognition at cost. Following initial recognition, Intangible assets are carried at cost less accumulated amortisation and accumulated impairment losses, if any. Internally generated intangible assets, excluding capitalised development costs, are not capitalised and expenditure is recognised in the Statement of Profit and Loss in the period in which expenditure is incurred.

The useful lives of intangible assets are assessed as either finite or indefinite.

Intangible assets with finite lives are amortised over their useful economic lives and assessed for impairment whenever there is an indication that the intangible asset may be impaired. The amortisation period and the amortisation method for an intangible asset with a finite useful life are reviewed at least at the end of each reporting period. Changes in the expected useful life or the expected pattern of consumption of future economic benefits embodied in the asset are considered to modify the amortisation period or method, as appropriate, and are treated as changes in accounting estimates. The amortisation expense on intangible assets with finite lives is recognised in the Statement of Profit and Loss.

Intangible assets with indefinite useful lives are not amortised, but are tested for impairment annually, either individually or at the cash-generating unit level. The assessment of indefinite life is reviewed annually to determine whether the indefinite life continues to be supportable. If not, the change in useful life from indefinite to finite is made on a prospective basis.

Gains or losses arising from derecognition of an intangible asset are measured as the difference between the net disposal proceeds and the carrying amount of the asset and are recognised in the Statement of Profit and Loss when the asset is derecognised.

#### **Amortisation**

Software is amortized over management estimate of its useful life of 5 years or License Period whichever is lower and Patent/Knowhow is amortized over management estimate of its useful life of 5 years.

### **3.8. Inventories**

Inventories of Raw material, Work-in-progress, Finished goods and Stock-in-trade are valued at the lower of cost and net realisable value. However, Raw material and other items held for use in the production of inventories are not written down below cost if the finished products in which they will be incorporated are expected to be sold at or above cost.

Costs incurred in bringing each product to its present location and condition are accounted for as follows:

- Raw materials: cost includes cost of purchase and other costs incurred in bringing the inventories to their present location and condition. Cost is determined on first in, first out basis.
- Finished goods and work in progress: cost includes cost of direct materials and labour and a proportion of manufacturing overheads based on the normal operating capacity, but excluding borrowing costs. Cost is determined on first in, first out basis.

*scribble*

- Traded goods: cost includes cost of purchase and other costs incurred in bringing the inventories to their present location and condition. Cost is determined on weighted average basis.

All other inventories of stores, consumables, project material at site are valued at cost. The stock of waste is valued at net realisable value. Excise duty wherever applicable is provided on finished goods lying within the factory and bonded warehouse at the end of the year.

Net realisable value is the estimated selling price in the ordinary course of business, less estimated costs of completion and the estimated costs necessary to make the sale.

### **3.9. Impairment of non-financial assets**


The Company assesses at each reporting date whether there is an indication that an asset may be impaired. If any indication exists, or when annual impairment testing for an asset is required, the Company estimates the asset's recoverable amount. An asset's recoverable amount is the higher of an asset's or cash-generating unit's (CGU) fair value less costs to sell and its value in use. It is determined for an individual asset, unless the asset does not generate cash inflows that are largely independent of those from other assets of the Company. When the carrying amount of an asset or CGU exceeds its recoverable amount, the asset is considered impaired and is written down to its recoverable amount.

In assessing value in use, the estimated future cash flows are discounted to their present value using a pre-tax discount rate that reflects current market assessments of the time value of money and the risks specific to the asset. In determining fair value less costs to sell, recent market transactions are taken into account, if available. If no such transactions can be identified, an appropriate valuation model is used. These calculations are corroborated by valuation multiples, quoted share prices for publicly traded subsidiaries or other available fair value indicators.

The Company bases its impairment calculation on detailed budgets and forecasts which are prepared separately for each of the Company's CGU to which the individual assets are allocated. These budgets and forecast calculations are generally covering a period of five years. For longer periods, a long-term growth rate is calculated and applied to project future cash flows after the fifth year.

Impairment losses, including impairment on inventories, are recognised in the Statement of Profit and Loss in those expense categories consistent with the function of the impaired asset, except for a property previously revalued where the revaluation was taken to other comprehensive income. In this case, the impairment is also recognised in other comprehensive income up to the amount of any previous revaluation.

For assets excluding goodwill, an assessment is made at each reporting date as to whether there is any indication that previously recognised impairment losses may no longer exist or may have decreased. If such indication exists, the Company estimates the asset's or CGU's recoverable amount. A previously recognised impairment loss is reversed only if there has been a change in the assumptions used to determine the asset's recoverable amount since the last impairment loss was recognised. The reversal is limited so that the carrying amount of the asset does not exceed its recoverable amount, nor exceed the carrying amount that



would have been determined, net of depreciation, had no impairment loss been recognised for the asset in prior years. Such reversal is recognised in the Statement of Profit and Loss unless the asset is carried at a revalued amount, in which case the reversal is treated as a revaluation increase.

Intangible assets with indefinite useful lives are tested for impairment annually either individually or at the CGU level, as appropriate and when circumstances indicate that the carrying value may be impaired.

### **3.10. Revenue Recognition**

The Company derives revenues primarily from sale of manufactured goods, traded goods and related services.

Effective 01 April 2018, the Company has adopted Indian Accounting Standard 115 (Ind AS 115) -'Revenue from contracts with customers' using the cumulative catch-up transition method, applied to contracts that were not completed as on the transition date i.e. 01 April 2018. Accordingly, the comparative amounts of revenue and the corresponding contract assets / liabilities have not been retrospectively adjusted. The effect on adoption of Ind-AS 115 was insignificant.

Revenue is recognized on satisfaction of performance obligation upon transfer of control of promised products or services to customers in an amount that reflects the consideration the Company expects to receive in exchange for those products or services.

The Company does not expect to have any contracts where the period between the transfer of the promised goods or services to the customer and payment by the customer exceeds one year. As a consequence, it does not adjust any of the transaction prices for the time value of money.

The Company satisfies a performance obligation and recognises revenue over time, if one of the following criteria is met:

1. The customer simultaneously receives and consumes the benefits provided by the Company's performance as the Group performs; or
2. The Company's performance creates or enhances an asset that the customer controls as the asset is created or enhanced; or
3. The Company's performance does not create an asset with an alternative use to the Company and an entity has an enforceable right to payment for performance completed to date.

For performance obligations where one of the above conditions are not met, revenue is recognised at the point in time at which the performance obligation is satisfied.

Revenue from sale of products and services are recognised at a time on which the performance obligation is satisfied except Revenue from real estate property development where in revenue is recognised over the time from the financial year in which the agreement to sell or application forms (containing salient terms of agreement to sell) is executed. The period over which revenue is recognised is based on entity's right to payment for performance completed. In determining whether an entity has right to payment, the entity shall consider whether it would have an enforceable right to demand or retain payment for performance completed to date if the contract were to be terminated before completion for reasons other than entity's failure to perform as per the terms of the contract.

Revenue is recognised to the extent that it is probable that the economic benefits will flow to the Company, the Company retains neither continuing managerial involvement to the degree

usually associated with ownership nor effective control over the goods sold, and the revenue can be reliably measured, regardless of when the payment is being made. Revenue is measured at the fair value of the consideration received or receivable, taking into account contractually defined terms of payment and excluding taxes or duties collected on behalf of the government. The Company has concluded that it is the principal in all of its revenue arrangements since it is the primary obligor in all the revenue arrangements as it has pricing latitude and is also exposed to inventory and credit risks.

#### **Interest income**

For all financial instruments measured at amortised cost and interest-bearing financial assets classified as fair value through other comprehensive income, interest income is recorded using the effective interest rate (EIR). The EIR is the rate that exactly discounts the estimated future cash receipts over the expected life of the financial instrument or a shorter period, where appropriate, to the net carrying amount of the financial asset. When calculating the effective interest rate, the Company estimates the expected cash flows by considering all the contractual terms of the financial instrument (for example, prepayment, extension, call and similar options) but does not consider the expected credit losses. Interest income is included in other income in the statement of profit or loss.

#### **Profit or loss on sale of Investments**

Profit or Loss on sale of investments is recorded on transfer of title from the Company, and is determined as the difference between the sale price and carrying value of investment and other incidental expenses.

#### **Insurance claims**

Claims receivable on account of Insurance are accounted for to the extent the Company is reasonably certain of their ultimate collection.

### **3.11. Financial instruments – initial recognition and subsequent measurement**

A financial instrument is any contract that gives rise to a financial asset of one entity and a financial liability or equity instrument of another entity.

#### **a) Financial assets**

##### **(i) Initial recognition and measurement of financial assets**

All financial assets, except investment in subsidiaries and joint ventures, are recognised initially at fair value plus, in the case of financial assets not recorded at fair value through profit or loss, transaction costs that are attributable to the acquisition of the financial assets.

Purchases or sales of financial assets that require delivery of assets within a time frame established by regulation or convention in the market place (regular way trades) are recognised on the trade date, i.e., the date that the Company commits to purchase or sell the asset.

##### **(ii) Subsequent measurement of financial assets**

For purposes of subsequent measurement, financial assets are classified in four categories:

- Financial assets at amortised cost
- Financial assets at fair value through other comprehensive income (FVTOCI)

- Financial assets at fair value through profit or loss (FVTPL)
  - Equity instruments measured at fair value through other comprehensive income (FVTOCI)
- **Financial assets at amortised cost:**  
A financial asset is measured at amortised cost if:
    - the financial asset is held within a business model whose objective is to hold financial assets in order to collect contractual cash flows, and
    - the contractual terms of the financial asset give rise on specified dates to cash flows that are solely payments of principal and interest (SPPI) on the principal amount outstanding.

This category is the most relevant to the Company. After initial measurement, such financial assets are subsequently measured at amortised cost using the effective interest rate (EIR) method. Amortised cost is calculated by taking into account any discount or premium on acquisition and fees or costs that are an integral part of the EIR. The EIR amortisation is included in finance income in the profit or loss. The losses arising from impairment are recognised in the profit or loss. This category generally applies to trade and other receivables.

- **Financial assets at fair value through other comprehensive income**  
A financial asset is measured at fair value through other comprehensive income if:
  - the financial asset is held within a business model whose objective is achieved by both collecting contractual cash flows and selling financial assets, and
  - the contractual terms of the financial asset give rise on specified dates to cash flows that are solely payments of principal and interest (SPPI) on the principal amount outstanding.

Financial assets included within the FVTOCI category are measured initially as well as at each reporting date at fair value. Fair value movements are recognized in the other comprehensive income (OCI). However, the Company recognizes interest income, impairment losses & reversals and foreign exchange gain or loss in the P&L. On derecognition of the asset, cumulative gain or loss previously recognised in OCI is reclassified from the equity to P&L. Interest earned whilst holding FVTOCI financial asset is reported as interest income using the EIR method.

- **Financial assets at fair value through profit or loss**  
FVTPL is a residual category for financial assets. Any financial asset, which does not meet the criteria for categorization as at amortized cost or as FVTOCI, is classified as at FVTPL.

In addition, the Company may elect to designate a financial asset, which otherwise meets amortized cost or fair value through other comprehensive income criteria, as at fair value through profit or loss. However, such election is allowed only if doing so reduces or eliminates a measurement or recognition inconsistency (referred to as 'accounting mismatch'). The Company has not designated any debt instrument as at FVTPL.

*awb*

After initial measurement, such financial assets are subsequently measured at fair value with all changes recognised in Statement of profit and loss.

### **(iii) Derecognition of financial assets**

A financial asset is derecognised when:

- the contractual rights to the cash flows from the financial asset expire,  
or
- The Company has transferred its contractual rights to receive cash flows from the asset or has assumed an obligation to pay the received cash flows in full without material delay to a third party under a 'pass-through' arrangement; and either (a) the Company has transferred substantially all the risks and rewards of the asset, or (b) the Company has neither transferred nor retained substantially all the risks and rewards of the asset, but has transferred control of the asset.

When the Company has transferred its rights to receive cash flows from an asset or has entered into a pass-through arrangement, it evaluates if and to what extent it has retained the risks and rewards of ownership. When it has neither transferred nor retained substantially all of the risks and rewards of the asset, nor transferred control of the asset, the Company continues to recognise the transferred asset to the extent of the Company's continuing involvement. In that case, the Company also recognises an associated liability. The transferred asset and the associated liability are measured on a basis that reflects the rights and obligations that the Company has retained.

Continuing involvement that takes the form of a guarantee over the transferred asset is measured at the lower of the original carrying amount of the asset and the maximum amount of consideration that the Company could be required to repay.

### **(iv) Reclassification of financial assets**

The Company determines classification of financial assets and liabilities on initial recognition. After initial recognition, no reclassification is made for financial assets which are equity instruments and financial liabilities. For financial assets which are debt instruments, a reclassification is made only if there is a change in the business model for managing those assets. Changes to the business model are expected to be infrequent. The Company's senior management determines change in the business model as a result of external or internal changes which are significant to the Company's operations. Such changes are evident to external parties. A change in the business model occurs when the Company either begins or ceases to perform an activity that is significant to its operations. If the Company reclassifies financial assets, it applies the reclassification prospectively from the reclassification date which is the first day of the immediately next reporting period following the change in business model. The Company does not restate any previously recognised gains, losses (including impairment gains or losses) or interest.



The following table shows various reclassifications and how they are accounted for.

Original classification	Revised classification	Accounting treatment
Amortised cost	FVTPL	Fair value is measured at reclassification date. Difference between previous amortized cost and fair value is recognised in P&L.
FVTPL	Amortised Cost	Fair value at reclassification date becomes its new gross carrying amount. EIR is calculated based on the new gross carrying amount.
Amortised cost	FVTOCI	Fair value is measured at reclassification date. Difference between previous amortised cost and fair value is recognised in OCI. No change in EIR due to reclassification.
FVOCI	Amortised cost	Fair value at reclassification date becomes its new amortised cost carrying amount. However, cumulative gain or loss in OCI is adjusted against fair value. Consequently, the asset is measured as if it had always been measured at amortised cost.
FVTPL	FVTOCI	Fair value at reclassification date becomes its new carrying amount. No other adjustment is required.
FVTOCI	FVTPL	Assets continue to be measured at fair value. Cumulative gain or loss previously recognized in OCI is reclassified to P&L at the reclassification date.

#### (v) Impairment of financial assets

In accordance with Ind-AS 109, the Company applies expected credit loss (ECL) model for measurement and recognition of impairment loss on the following financial assets and credit risk exposure:

- Financial assets that are debt instruments, and are measured at amortised cost e.g., loans, debt securities, deposits, trade receivables and bank balance
- Financial assets that are debt instruments and are measured as at FVTOCI
- Lease receivables under Ind-AS 17
- Trade receivables or any contractual right to receive cash or another financial asset that result from transactions that are within the scope of Ind AS 11 and Ind AS 18
- Loan commitments which are not measured as at FVTPL
- Financial guarantee contracts which are not measured as at FVTPL

The Company follows 'simplified approach' for recognition of impairment loss allowance on:

- Trade receivables resulting from transactions within the scope of Ind AS 18, if they do not contain a significant financing component and

- Trade receivables resulting from transactions within the scope of Ind AS 18 that contain a significant financing component, if the Company applies practical expedient to ignore separation of time value of money.

The application of simplified approach does not require the Company to track changes in credit risk. Rather, it recognises impairment loss allowance based on lifetime ECLs at each reporting date, right from its initial recognition.

For recognition of impairment loss on other financial assets and risk exposure, the Company determines that whether there has been a significant increase in the credit risk since initial recognition. If credit risk has not increased significantly, 12-month ECL is used to provide for impairment loss. However, if credit risk has increased significantly, lifetime ECL is used. If, in a subsequent period, credit quality of the instrument improves such that there is no longer a significant increase in credit risk since initial recognition, then the entity reverts to recognising impairment loss allowance based on 12-month ECL.

Lifetime ECL are the expected credit losses resulting from all possible default events over the expected life of a financial instrument. The 12-month ECL is a portion of the lifetime ECL which results from default events on a financial instrument that are possible within 12 months after the reporting date.

ECL is the difference between all contractual cash flows that are due to the Company in accordance with the contract and all the cash flows that the Company expects to receive (i.e., all cash shortfalls), discounted at the original EIR. When estimating the cash flows, an entity is required to consider:

- All contractual terms of the financial instrument (including prepayment, extension, call and similar options) over the expected life of the financial instrument. However, in rare cases when the expected life of the financial instrument cannot be estimated reliably, then the Company is required to use the remaining contractual term of the financial instrument
- Cash flows from the sale of collateral held or other credit enhancements that are integral to the contractual terms

ECL impairment loss allowance (or reversal) recognized during the period is recognized as income/ expense in the statement of profit and loss (P&L). This amount is reflected in a separate line under the head "Other expenses" in the P&L. The balance sheet presentation for various financial instruments is described below:

- Financial assets measured as at amortised cost, contract assets and lease receivables: ECL is presented as an allowance, i.e. as an integral part of the measurement of those assets in the balance sheet. The allowance reduces the net carrying amount. Until the asset meets write-off criteria, the Company does not reduce impairment allowance from the gross carrying amount.
- Loan commitments and financial guarantee contracts: ECL is presented as a provision in the balance sheet, i.e. as a liability.
- Debt instruments measured at FVTOCI: Since financial assets are already reflected at fair value, impairment allowance is not further reduced from its value. Rather, ECL amount is presented as 'accumulated impairment amount' in the OCI.

For assessing increase in credit risk and impairment loss, the Company combines financial instruments on the basis of shared credit risk characteristics with the objective of facilitating an analysis that is designed to enable significant increases in credit risk to be identified on a timely basis.

The Company does not have any purchased or originated credit-impaired (POCI) financial assets, i.e., financial assets which are credit impaired on purchase/ origination.

## **b) Financial Liabilities**

### **(i) Initial recognition and measurement of financial liabilities**

Financial liabilities are classified, at initial recognition, as financial liabilities at fair value through profit or loss, loans and borrowings, payables, or as derivatives designated as hedging instruments in an effective hedge, as appropriate.

All financial liabilities are recognised initially at fair value minus, in the case of financial liabilities not recorded at fair value through profit or loss, transaction costs that are attributable to the issue of the financial liabilities.

The Company's financial liabilities include trade and other payables, loans and borrowings including bank overdrafts, financial guarantee contracts and derivative financial instruments.

### **(ii) Subsequent measurement of financial liabilities**

The measurement of financial liabilities depends on their classification, as described below:

- **Financial liabilities at fair value through profit or loss**

Financial liabilities at fair value through profit or loss include financial liabilities held for trading and financial liabilities designated upon initial recognition as at fair value through profit or loss. Financial liabilities are classified as held for trading if they are incurred for the purpose of repurchasing in the near term. This category also includes derivative financial instruments entered into by the Company that are not designated as hedging instruments in hedge relationships as defined by Ind-AS 109.

Gains or losses on liabilities held for trading are recognised in the profit or loss.

Financial liabilities designated upon initial recognition at fair value through profit or loss are designated at the initial date of recognition, and only if the criteria in Ind-AS 109 are satisfied. For liabilities designated as FVTPL, fair value gains/ losses attributable to changes in own credit risks are recognized in OCI. These gains / losses are not subsequently transferred to P&L. However, the Company may transfer the cumulative gain or loss within equity. All other changes in fair value of such liability are recognised in the statement of profit or loss. The Company has not designated any financial liability as at fair value through profit and loss.

- **Loans and Borrowings**

This is the category most relevant to the Company. After initial recognition, interest-bearing borrowings are subsequently measured at amortised cost using the EIR

method. Gains and losses are recognised in profit or loss when the liabilities are derecognised as well as through the EIR amortisation process.

Amortised cost is calculated by taking into account any discount or premium on acquisition and fees or costs that are an integral part of the EIR. The EIR amortisation is included as finance costs in the statement of profit and loss.

This category generally applies to borrowings.

### **(iii) Derecognition of financial liabilities**

A financial liability (or a part of a financial liability) is derecognised from its balance sheet when, and only when, it is extinguished i.e. when the obligation specified in the contract is discharged or cancelled or expired.

When an existing financial liability is replaced by another from the same lender on substantially different terms, or the terms of an existing liability are substantially modified, such an exchange or modification is treated as the derecognition of the original liability and the recognition of a new liability. The difference in the respective carrying amounts is recognised in the statement of profit or loss.

### **c) Offsetting of financial instruments**

Financial assets and financial liabilities are offset and the net amount is reported in the balance sheet if there is a currently enforceable legal right to offset the recognised amounts and there is an intention to settle on a net basis, to realise the assets and settle the liabilities simultaneously.

## **3.12. Cash and cash equivalent**

Cash and cash equivalent in the balance sheet comprise cash at banks and on hand and short-term deposits with a maturity of three months or less, which are subject to an insignificant risk of changes in value.

For the purpose of the statement of cash flows, cash and cash equivalents consist of cash and short-term deposits, as defined above, net of outstanding bank overdrafts as they are considered an integral part of the Company's cash management.

## **3.13. Government Grants and Export incentives**

Government grants are recognised where there is reasonable assurance that the grant will be received and all attached conditions will be complied with. When the grant relates to an expense item, it is recognised as income on a systematic basis over the periods that the related costs, for which it is intended to compensate, are expensed. When the grant relates to an asset, it is recognised as income in equal amounts over the expected useful life of the related asset.

When the Company receives grants of non-monetary assets, the asset and the grant are recorded at fair value amounts and released to profit or loss over the expected useful life in a pattern of consumption of the benefit of the underlying asset by equal annual instalments. When loans or similar assistance are provided by governments or related institutions, with an interest rate below the current applicable market rate, the effect of this favourable interest is

*rwf*

regarded as a government grant. The loan or assistance is initially recognised and measured at fair value and the government grant is measured as the difference between the initial carrying value of the loan and the proceeds received. The loan is subsequently measured as per the accounting policy applicable to financial liabilities.

#### **Export Incentive**

Export incentives under various schemes notified by government are accounted for in the year of exports based on eligibility and when there is no uncertainty in receiving the same.

### **3.14. Taxes**

Tax expense comprises of current income tax and deferred tax.

#### **Current income tax**

Current income tax assets and liabilities are measured at the amount expected to be recovered from or paid to the taxation authorities. The tax rates and tax laws used to compute the amount are those that are enacted or substantively enacted at the reporting date.

Current income tax relating to items recognised outside Statement of profit and loss is recognised outside Statement of profit and loss. Current income tax is recognised in correlation to the underlying transaction either in other comprehensive income or directly in equity. Management periodically evaluates positions taken in the tax returns with respect to situations in which applicable tax regulations are subject to interpretation and establishes provisions where appropriate.

#### **Deferred tax**

Deferred tax is provided using the liability method on temporary differences between the tax bases of assets and liabilities and their carrying amounts for financial reporting purposes at the reporting date.

Deferred tax liabilities are recognised for all taxable temporary differences, except:

- When the deferred tax liability arises from the initial recognition of goodwill or an asset or liability in a transaction that is not a business combination and, at the time of the transaction, affects neither the accounting profit nor taxable profit or loss;
- In respect of taxable temporary differences associated with investments in subsidiaries and interests in joint arrangements, when the timing of the reversal of the temporary differences can be controlled and it is probable that the temporary differences will not reverse in the foreseeable future.

Deferred tax assets are recognised for all deductible temporary differences, the carry forward of unused tax credits and any unused tax losses. Deferred tax assets are recognised to the extent that it is probable that taxable profit will be available against which the deductible temporary differences, and the carry forward of unused tax credits and unused tax losses can be utilised, except:

- When the deferred tax asset relating to the deductible temporary difference arises from the initial recognition of an asset or liability in a transaction that is not a business combination and, at the time of the transaction, affects neither the accounting profit nor taxable profit or loss;

- In respect of deductible temporary differences associated with investments in subsidiaries, associates and interests in joint arrangements, deferred tax assets are recognised only to the extent that it is probable that the temporary differences will reverse in the foreseeable future and taxable profit will be available against which the temporary differences can be utilised.

The carrying amount of deferred tax assets is reviewed at each reporting date and reduced to the extent that it is no longer probable that sufficient taxable profit will be available to allow all or part of the deferred tax asset to be utilised. Unrecognised deferred tax assets are re-assessed at each reporting date and are recognised to the extent that it has become probable that future taxable profits will allow the deferred tax asset to be recovered.

Deferred tax assets and liabilities are measured at the tax rates that are expected to apply in the year when the asset is realised or the liability is settled, based on tax rates (and tax laws) that have been enacted or substantively enacted at the reporting date.

Deferred tax relating to items recognised outside Statement of profit and loss is recognised outside Statement of profit and loss. Deferred tax items are recognised in correlation to the underlying transaction either in other comprehensive income or directly in equity.

Deferred tax assets and deferred tax liabilities are offset if a legally enforceable right exists to set off current tax assets against current tax liabilities and the deferred taxes relate to the same taxable entity and the same taxation authority.

The Company recognizes tax credits in the nature of MAT credit as an asset only to the extent that there is convincing evidence that the Company will pay normal income tax during the specified period, i.e., the period for which tax credit is allowed to be carried forward. In the year in which the Company recognizes tax credits as an asset, the said asset is created by way of tax credit to the Statement of profit and loss. The Company reviews such tax credit asset at each reporting date and writes down the asset to the extent the Company does not have convincing evidence that it will pay normal tax during the specified period. Deferred tax includes MAT tax credit.

### **3.15. Employee Benefits**

#### **a) Short Term Employee Benefits**

All employee benefits payable within twelve months of rendering the service are classified as short term benefits. Such benefits include salaries, wages, bonus, short term compensated absences, awards, exgratia, performance pay etc. and the same are recognised in the period in which the employee renders the related service.

#### **b) Post-Employment Benefits**

##### **(i) Defined contribution plan**

The Company's approved provident fund scheme, superannuation fund scheme, employees' state insurance fund scheme and Employees' pension scheme are defined contribution plans. The Company has no obligation, other than the contribution

paid/payable under such schemes. The contribution paid/payable under the schemes is recognised during the period in which the employee renders the related service.

**(ii) Defined benefit plan**

The employee's gratuity fund scheme and post-retirement medical benefit schemes are Company's defined benefit plans. The present value of the obligation under such defined benefit plans is determined based on the actuarial valuation using the Projected Unit Credit Method as at the date of the Balance sheet. In case of funded plans, the fair value of plan asset is reduced from the gross obligation under the defined benefit plans, to recognise the obligation on the net basis.

Re-measurements, comprising of actuarial gains and losses, the effect of the asset ceiling, excluding amounts included in net interest on the net defined benefit liability and the return on plan assets (excluding amounts included in net interest on the net defined benefit liability), are recognised immediately in the Balance Sheet with a corresponding debit or credit to retained earnings through OCI in the period in which they occur. Re-measurements are not reclassified to Statement of Profit and Loss in subsequent periods.

Past service costs are recognised in profit or loss on the earlier of:

- The date of the plan amendment or curtailment, and
- The date that the Company recognises related restructuring costs

Net interest is calculated by applying the discount rate to the net defined benefit liability or asset. The Company recognises the following changes in the net defined benefit obligation as an expense in the Statement of profit and loss:

- Service costs comprising current service costs, past-service costs, gains and losses on curtailments and non-routine settlements; and
- Net interest expense or income

**c) Other long term employment benefits:**

The employee's long term compensated absences are Company's defined benefit plans. The present value of the obligation is determined based on the actuarial valuation using the Projected Unit Credit Method as at the date of the Balance sheet. In case of funded plans, the fair value of plan asset is reduced from the gross obligation, to recognise the obligation on the net basis.

**3.16. Earnings per share**

Basic EPS is calculated by dividing the profit / loss for the year attributable to ordinary equity holders of the Company by the weighted average number of ordinary shares outstanding during the year.

Diluted EPS is calculated by dividing the profit / loss attributable to ordinary equity holders of the parent by the weighted average number of ordinary shares outstanding during the year plus the weighted average number of ordinary shares that would be issued on conversion of all the dilutive potential ordinary shares into ordinary shares.

*ms*

### **3.17. Provisions**

#### **General**

Provisions are recognised when the Company has a present obligation (legal or constructive) as a result of a past event, and it is probable that an outflow of resources embodying economic benefits will be required to settle the obligation and a reliable estimate can be made of the amount of the obligation. When the Company expects some or all of a provision to be reimbursed, for example, under an insurance contract, the reimbursement is recognised as a separate asset, but only when the reimbursement is virtually certain. The expense relating to a provision is presented in the statement of profit or loss net of any reimbursement.

If the effect of the time value of money is material, provisions are discounted using a current pre-tax rate that reflects, when appropriate, the risks specific to the liability. When discounting is used, the increase in the provision due to the passage of time is recognised as a finance cost.

#### **Decommissioning liability**

The Company records a provision for decommissioning costs of a manufacturing facility for the production of its goods. Decommissioning costs are provided at the present value of expected costs to settle the obligation, to the extent ascertainable, using estimated cash flows and are recognised as part of the cost of the particular asset. The cash flows are discounted at a current pre-tax rate that reflects the risks specific to the decommissioning liability. The unwinding of the discount is expensed as incurred and recognised in the statement of profit and loss as a finance cost. The estimated future costs of decommissioning are reviewed annually and adjusted as appropriate. Changes in the estimated future costs or in the discount rate applied are added to or deducted from the cost of the asset.

### **3.18. Leases**

The Company's lease asset classes primarily consist of leases for buildings. The Company assesses whether a contract contains a lease, at inception of a contract. A contract is, or contains, a lease if the contract conveys the right to control the use of an identified asset for a period of time in exchange for consideration. To assess whether a contract conveys the right to control the use of an identified asset, the Company assesses whether: (1) the contract involves the use of an identified asset (2) the Company has substantially all of the economic benefits from use of the asset through the period of the lease and (3) the Company has the right to direct the use of the asset.

At the date of commencement of the lease, the Company recognizes a right-of-use asset (ROU) and a corresponding lease liability for all lease arrangements in which it is a lessee, except for leases with a term of twelve months or less (short-term leases) and low value leases. For these short-term and low value leases, the Company recognizes the lease payments as an operating expense on a straight-line basis over the term of the lease.

Certain lease arrangements includes the options to extend or terminate the lease before the end of the lease term. ROU assets and lease liabilities includes these options when it is reasonably certain that they will be exercised. The right-of-use assets are initially recognized at cost, which comprises the initial amount of the lease liability adjusted for any lease payments made at or prior to the commencement date of the lease plus any initial direct costs



less any lease incentives. They are subsequently measured at cost less accumulated depreciation and impairment losses.

Right-of-use assets are depreciated from the commencement date on a straight-line basis over the shorter of the lease term and useful life of the underlying asset. Right of use assets are evaluated for recoverability whenever events or changes in circumstances indicate that their carrying amounts may not be recoverable. For the purpose of impairment testing, the recoverable amount (i.e. the higher of the fair value less cost to sell and the value-in-use) is determined on an individual asset basis unless the asset does not generate cash flows that are largely independent of those from other assets. In such cases, the recoverable amount is determined for the Cash Generating Unit (CGU) to which the asset belongs.

The lease liability is initially measured at amortized cost at the present value of the future lease payments. The lease payments are discounted using the interest rate implicit in the lease or, if not readily determinable, using the incremental borrowing rates in the country of domicile of the leases. Lease liabilities are remeasured with a corresponding adjustment to the related right of use asset if the Company changes its assessment if whether it will exercise an extension or a termination option.

Lease liability and ROU asset have been separately presented in the Balance Sheet and lease payments have been classified as financing cash flows.

The following is the summary of practical expedients elected on initial application:

1. Applied a single discount rate to a portfolio of leases of similar assets in similar economic environment with a similar end date;
2. Applied the exemption not to recognize right-of-use assets and liabilities for leases with less than 12 months of lease term on the date of initial application;
3. Excluded the initial direct costs from the measurement of the right-of-use asset at the date of initial application;
4. Applied the practical expedient to grandfather the assessment of which transactions are leases. Accordingly, Ind AS 116 is applied only to contracts that were previously identified as leases under Ind AS 17.



#### **4. Significant accounting judgements, estimates and assumptions**

The preparation of the Company's financial statements requires management to make judgements, estimates and assumptions that affect the reported amounts of revenues, expenses, assets and liabilities, and the accompanying disclosures, and the disclosure of contingent liabilities. Uncertainty about these assumptions and estimates could result in outcomes that require a material adjustment to the carrying amount of assets or liabilities affected in future periods.

##### **4.1. Estimates and assumption**

The key assumptions concerning the future and other key sources of estimation uncertainty at the reporting date, that have a significant risk of causing a material adjustment to the carrying amounts of assets and liabilities within the next financial year, are described below. The Company based its assumptions and estimates on parameters available when the financial statements were prepared. Existing circumstances and assumptions about future developments, however, may change due to market changes or circumstances arising that are beyond the control of the Company. Such changes are reflected in the assumptions when they occur.

##### **Defined benefit plans**

The cost of the defined benefit plans and other post-employment benefits and the present value of the obligation are determined using actuarial valuations. An actuarial valuation involves making various assumptions that may differ from actual developments in the future. These include the determination of the discount rate, future salary increases, mortality rates and future pension increases. Due to the complexities involved in the valuation and its long-term nature, a defined benefit obligation is highly sensitive to changes in these assumptions. All assumptions are reviewed at each reporting date.

The parameter most subject to change is the discount rate. In determining the appropriate discount rate, management considers the interest rates of government bonds in currencies consistent with the currencies of the post-employment benefit obligation and extrapolated as needed along the yield curve to correspond with the expected term of the defined benefit obligation. The underlying bonds are further reviewed for quality. Those having excessive credit spreads are excluded from the analysis of bonds on which the discount rate is based, on the basis that they do not represent high quality corporate bonds.

The mortality rate is based on publicly available mortality tables. Those mortality tables tend to change only at intervals in response to demographic changes. Future salary increases are based on expected future inflation rates for the country.

Further details about defined benefit obligations are provided in Note 27.

##### **Fair value measurement of financial instruments**

When the fair values of financial assets and financial liabilities recorded in the Balance Sheet cannot be measured based on quoted prices in active markets, their fair value is measured using valuation techniques. The inputs to these models are taken from observable markets where possible, but where this is not feasible, a degree of judgement is required in establishing fair values. Judgements include considerations of inputs such as liquidity risk, credit risk and volatility. Changes in assumptions relating to these factors could affect the reported fair value of financial instruments. See Note 31 for further disclosures.



**Allowance for uncollectible trade receivables**

Trade receivables do not carry any interest and are stated at their nominal value as reduced by appropriate allowances for estimated irrecoverable amounts. Estimated irrecoverable amounts are based on the ageing of the receivable balance and historical experience. Additionally, a large number of minor receivables is grouped into homogeneous groups and assessed for impairment collectively. Individual trade receivables are written off when management deems them not to be collectible.

**Taxes**

Deferred tax assets are recognised for unused tax credits to the extent that it is probable that taxable profit will be available against which the losses can be utilised. Significant management judgement is required to determine the amount of deferred tax assets that can be recognised, based upon the likely timing and the level of future taxable profits together with future tax planning strategies.

Further details on taxes are disclosed in Note 25.

**Intangible assets**

Refer Note 3.7 for the estimated useful life of Intangible assets. The carrying value of Intangible assets has been disclosed in Note 6.

**Property, plant and equipment**

Refer Note 3.5 for the estimated useful life of Property, plant and equipment. The carrying value of Property, plant and equipment has been disclosed in Note 5.

**Impairment of non-financial assets**

Impairment exists when the carrying value of an asset or cash generating unit exceeds its recoverable amount, which is the higher of its fair value less costs of disposal and its value in use. The fair value less costs of disposal calculation is based on available data from binding sales transactions, conducted at arm's length, for similar assets or observable market prices less incremental costs for disposing of the asset. The value in use calculation is based on a DCF model. The cash flows are derived from the budget for the next five years and do not include restructuring activities that the Company is not yet committed to or significant future investments that will enhance the asset's performance of the CGU being tested. The recoverable amount is sensitive to the discount rate used for the DCF model as well as the expected future cash-inflows and the growth rate used for extrapolation purposes.

*ewh.*

**Arvind Goodhill Suit Manufacturing Private Limited**  
Notes to the Financial Statements

**Note 5 : Property, plant and equipment**

Amount in Rs.

Fixed Assets	Buildings	Plant & machinery	Furniture & fixture	Vehicles	Office equipment	Computer, server & network	Total
<b>Gross Carrying Amount</b>							
As at April 1st, 2018	23,20,027	55,09,14,763	1,62,82,435	72,72,741	43,11,526	44,64,797	58,55,66,289
Additions		31,78,507	9,00,151	20,51,934		8,32,320	69,62,912
Deductions				6,86,019			6,86,019
<b>As at March 31, 2019</b>	<b>23,20,027</b>	<b>55,40,93,270</b>	<b>1,71,82,586</b>	<b>86,38,656</b>	<b>43,11,526</b>	<b>52,97,117</b>	<b>59,18,43,182</b>
Additions	9,53,452	2,32,40,724	20,71,460	57,30,744	18,02,013	13,03,535	3,51,01,928
Deductions			46,100	48,02,278		9,250	48,57,628
<b>As at March 31, 2020</b>	<b>32,73,479</b>	<b>57,73,33,994</b>	<b>1,92,07,946</b>	<b>95,67,122</b>	<b>61,13,539</b>	<b>65,91,402</b>	<b>62,20,87,482</b>
<b>Depreciation and Impairment</b>							
As at April 1st, 2018	53,806	9,09,87,814	49,51,518	14,03,227	19,09,703	28,95,101	10,22,01,169
Depreciation for the year	51,430	2,67,36,424	15,19,803	8,65,449	8,19,190	6,59,832	3,06,52,128
Deductions				33,944			33,944
<b>As at March 31, 2019</b>	<b>1,05,236</b>	<b>11,77,24,238</b>	<b>64,71,321</b>	<b>22,34,732</b>	<b>27,28,893</b>	<b>35,54,933</b>	<b>13,28,19,353</b>
Depreciation for the year	71,084	2,77,10,141	16,63,435	9,40,285	7,62,228	9,24,373	3,20,71,545
Deductions			11,495	12,91,219		8,788	13,11,502
<b>As at March 31, 2020</b>	<b>1,76,320</b>	<b>14,54,34,379</b>	<b>81,23,261</b>	<b>18,83,798</b>	<b>34,91,121</b>	<b>44,70,518</b>	<b>16,35,79,396</b>
<b>Net Carrying Amount</b>							
As at March 31, 2020	30,97,159	43,18,99,615	1,10,84,686	76,83,324	26,22,418	21,20,884	45,85,08,086
As at March 31, 2019	22,14,791	43,63,69,032	1,07,11,265	64,03,924	15,82,633	17,42,184	45,90,23,829

*msb.*

**Arvind Goodhill Suit Manufacturing Private Limited**  
Notes to the Financial Statements

**Note 6 : Intangible assets**

Amount in Rs.

<b>Intangible assets</b>	<b>Computer Software</b>	<b>Total</b>
<b>Gross Carrying Amount</b>		
<b>As at 1st Apr, 2018</b>	31,94,609	31,94,609
Additions	-	-
Deductions	-	-
<b>As at March 31, 2019</b>	31,94,609	31,94,609
Additions	10,23,280	10,23,280
Deductions	-	-
<b>As at March 31, 2020</b>	<b>42,17,889</b>	<b>42,17,889</b>
<b>Amortisation and Impairment</b>		
<b>As at 1st Apr, 2018</b>	16,45,159	16,45,159
Amortisation	6,38,921	6,38,921
Deductions	-	-
<b>As at March 31, 2019</b>	22,84,080	22,84,080
Amortisation	6,03,266	6,03,266
Deductions	-	-
<b>As at March 31, 2020</b>	<b>28,87,346</b>	<b>28,87,346</b>
<b>Net Carrying Amount</b>		
<b>As at March 31, 2020</b>	<b>13,30,543</b>	<b>13,30,543</b>
<b>As at March 31, 2019</b>	<b>9,10,529</b>	<b>9,10,529</b>

*meb.*

Arvind Goodhill Suit Manufacturing Private Limited  
Notes to the Financial Statements

Note 7 : Financial assets

7 (a) Trade receivables Amount in Rs.

Particulars	As at March 31, 2020	As at March 31, 2019
<b>Current</b>		
Unsecured, considered good	8,63,24,495	11,28,54,490
Credit Impaired	2,49,74,108	1,28,81,798
Less : Allowance for doubtful debts	(2,49,74,108)	(1,28,81,798)
<b>Total Trade and other receivables</b>	<b>8,63,24,495</b>	<b>11,28,54,490</b>
<b>Non-current</b>	-	-
<b>Current</b>	-	-

Trade receivables are non-interest bearing and are generally on terms of 0 to 90 days. Trade Receivables are given as security for borrowings as disclosed under Note-13(a)

Allowance for doubtful debts

Movement in allowance for doubtful debt : Amount in Rs.

Particulars	As at March 31, 2020	As at March 31, 2019
<b>Balance at the beginning of the year</b>	<b>1,28,81,798</b>	<b>1,28,81,798</b>
Add : Allowance for the year (Note 24)	1,20,92,310	-
Less : Write off of bad debts (net of recovery)	-	-
<b>Balance at the end of the year</b>	<b>2,49,74,108</b>	<b>1,28,81,798</b>

7 (b) Cash and cash equivalent Amount in Rs.

Particulars	As at March 31, 2020	As at March 31, 2019
Balance with Bank		
Current accounts and debit balance in cash credit acco	16,13,548	16,33,142
Cash on hand	-	-
<b>Total cash and cash equivalents</b>	<b>16,13,548</b>	<b>16,33,142</b>

7 (c) Other bank balance Amount in Rs.

Particulars	As at March 31, 2020	As at March 31, 2019
Deposits held as Margin Money*	1,64,95,813	69,76,905
<b>Total other bank balances</b>	<b>1,64,95,813</b>	<b>69,76,905</b>

\* Under lien with bank as Security for Guarantee facility

7 (d) Other financial assets Amount in Rs.

Particulars	As at March 31, 2020	As at March 31, 2019
<b>Unsecured, considered good</b>		
<b>Non-current</b>		
Security deposits To Others	2,23,83,110	2,13,83,110
Bank deposits with maturity of more than 12 months	56,12,108	2,01,72,042
	<b>2,79,95,218</b>	<b>4,15,55,152</b>
<b>Current</b>		
Income receivable	10,99,568	11,49,355
Receivable in respect of Derivative contract	7,48,033	48,21,568
	<b>18,47,601</b>	<b>1,25,70,923</b>
<b>Total financial assets</b>	<b>2,98,42,819</b>	<b>5,41,26,075</b>

Foreign exchange forward contracts (Cash flow hedge)

Foreign exchange forward contracts, designated as cash flow hedges to hedge highly probable future purchases / sales in foreign currency are at fair value through other comprehensive income (FVOCI) and change in the fair value are recognised in other comprehensive income.

*msb.*

**7 (e) Financial assets by category**

Amount in Rs.

Particulars	FVOCI	Amortised cost
<b>March 31, 2020</b>		
Trade receivables	-	-
Cash & bank balance	-	1,81,09,361
Other financial assets	7,48,033	2,90,94,786
<b>Total Financial assets</b>	<b>7,48,033</b>	<b>4,72,04,147</b>
<b>March 31, 2019</b>		
Trade receivables	-	11,28,54,490
Cash & bank balance	-	86,10,047
Other financial assets	48,21,568	4,93,04,507
<b>Total Financial assets</b>	<b>48,21,568</b>	<b>17,07,69,044</b>

For Financial instruments risk management objectives and policies, refer Note 33.  
Fair value disclosures for financial assets and liabilities are in Note 31 and fair value hierarchy disclosures are in Note 32.

**Note 8 : Other current / non-current assets**

Amount in Rs.

Particulars	As at March 31, 2020	As at March 31, 2019
<b>Unsecured, considered good</b>		
<b>Non-current</b>		
Capital advances	7,24,076	8,72,925
	<b>7,24,076</b>	<b>8,72,925</b>
<b>Current</b>		
Advance to suppliers		
To Others	49,37,754	5,21,94,617
Sales tax/VAT/ Cenvat Receivable, GST, etc.	1,68,70,267	2,62,54,738
Export incentive receivable	5,62,03,723	4,62,65,063
Prepaid expenses	20,34,425	15,55,507
Other Current Asset	30,94,972	26,44,475
Advance to Employees	13,85,136	-
	<b>8,45,26,277</b>	<b>12,89,14,400</b>
<b>Total</b>	<b>8,52,50,353</b>	<b>12,97,87,325</b>

Other current assets are given as security for borrowings as disclosed under Note-13(a)

**Note 9 : Inventories (At lower of cost and net realisable value)**

Amount in Rs.

Particulars	As at March 31, 2020	As at March 31, 2019
Raw materials	6,70,14,155	3,05,24,946
Accessories	10,85,11,975	11,33,58,502
Fuel	2,00,000	16,96,067
Work-in-progress	1,13,24,115	1,90,57,144
Finished goods	7,34,70,418	20,95,98,016
Stores and spares	12,51,996	39,03,967
<b>Total</b>	<b>26,17,72,659</b>	<b>37,81,38,642</b>

Inventories are hypothecated as security for borrowings as disclosed under Note 13(a)

**Note 10 : Current Tax Assets (Net)**

Amount in Rs.

Particulars	As at March 31, 2020	As at March 31, 2019
Tax Paid in Advance (Net of Provision)	30,50,953	23,29,651
<b>Total</b>	<b>30,50,953</b>	<b>23,29,651</b>

*mlb*

**Arvind Goodhill Suit Manufacturing Private Limited**  
Notes to the Financial Statements

**Note 11 : Equity share capital**

Particulars	As at Marc 31, 2020		As at March 31, 2019	
	No. of shares	Rupees	No. of shares	Rupees
<b>Authorised share capital</b>				
Equity shares of Rs.10 each	1,00,00,000	10,00,00,000	1,00,00,000	10,00,00,000
<b>Issued and subscribed share capital</b>				
Equity shares of Rs.10 each	10,70,000	1,07,00,000	10,70,000	1,07,00,000
<b>Subscribed and fully paid up</b>				
Equity shares of Rs.10 each	10,70,000	1,07,00,000	10,70,000	1,07,00,000
<b>Total</b>	<b>10,70,000</b>	<b>1,07,00,000</b>	<b>10,70,000</b>	<b>1,07,00,000</b>

**11.1. Reconciliation of shares outstanding at the beginning and at the end of the Reporting period**

Particulars	As at Marc 31, 2020		As at March 31, 2019	
	No. of shares	Rupees	No. of shares	Rupees
At the beginning of the period	10,70,000	1,07,00,000	9,70,000	97,00,000
Add :				
Shares issued during the year	-	-	1,00,000	10,00,000
Outstanding at the end of the period	10,70,000	1,07,00,000	10,70,000	1,07,00,000

**11.2. Terms/Rights attached to the equity shares**

The Company has one class of shares referred to as equity shares having a par value of Rs.10 each. Each shareholder is entitled to one vote per share held. The dividend proposed by the Board of Directors is subject to the approval of the shareholders in the ensuing Annual General Meeting. In the event of liquidation, the equity shareholders are eligible to receive the remaining assets of the Company after distribution of all preferential amounts, in proportion to their shareholding.

**11.3. Number of Shares held by each shareholder holding more than 5% Shares in the company**

Name of the Shareholder	As at Marc 31, 2020		As at March 31, 2019	
	No. of shares	% of shareholding	No. of shares	% of shareholding
Arvind Limited- Holding Company	5,45,700	51.00	5,45,700	51.00
Goodhill Corporation (Japan)- Associate Company	3,10,300	29.00	3,10,300	29.00
F-One Limited (Japan)- Associate Company	2,14,000	20.00	2,14,000	20.00

11.4 Objective, policy and procedure of capital management, refer Note 34



**Arvind Goodhill Suit Manufacturing Private Limited**  
Notes to the Financial Statements

**Note 12 : Other Equity**

Balance	Amount In Rs.	
	As at March 31 2020	As at March 31, 2019
<b>Note 12.1 Reserves &amp; Surplus</b>		
<b>Securities premium account</b>		
Balance as per last financial statements	51,45,00,000	46,55,00,000
Received during the year	-	4,90,00,000
Balance at the end of the year	<b>51,45,00,000</b>	<b>51,45,00,000</b>
<b>Surplus in statement of profit and loss</b>		
Balance as per last financial statements	(31,16,564)	1,66,41,450
Adjustment due to IND AS 116	(1,75,76,292)	-
Deferred tax on Adjustment due to IND AS 116	45,69,836	-
Profit/(Loss) for the year	(15,08,80,644)	(2,19,33,791)
OCI for the year	24,26,936	21,75,777
Balance at the end of the year	<b>(16,46,76,728)</b>	<b>(31,16,564)</b>
<b>Total reserves &amp; surplus</b>	<b>34,99,23,272</b>	<b>51,13,83,436</b>
<b>Note 12.2 Other comprehensive income</b>		
<b>Hedge reserve</b>		
Balance as per last financial statements	35,67,960	(21,21,880)
Add: gain / (loss) for the year	(40,73,535)	77,61,274
Less: Tax Impact	10,59,119	(20,71,434)
Balance at the end of the year	<b>5,53,544</b>	<b>35,67,960</b>
<b>Total Other comprehensive income</b>	<b>5,53,544</b>	<b>35,67,960</b>
<b>Total Other equity</b>	<b>35,04,76,816</b>	<b>51,49,51,396</b>

**Note 13 : Financial Liabilities**

13 (a) Long-term Borrowings	Amount In Rs.	
	As at March 31 2020	As at March 31, 2019
<b>Particulars</b>		
<b>Long-term Borrowings (refer note (a) to (c) below)</b>		
<b>Non-current portion</b>		
<b>Secured</b>		
Term loan from Banks	4,11,82,218	3,48,44,271
	<b>4,11,82,218</b>	<b>3,48,44,271</b>
<b>Current maturities</b>		
<b>Secured</b>		
Term loan from Banks	2,70,96,039	7,33,47,242
	<b>2,70,96,039</b>	<b>7,33,47,242</b>
<b>Total long-term borrowings</b>	<b>6,82,78,257</b>	<b>10,81,91,513</b>
<b>Short-term Borrowings (refer note (d) &amp; (e) below)</b>		
<b>Secured</b>		
Working Capital Loans repayable on demand from Banks	20,08,89,955	4,36,06,738
<b>Unsecured</b>		
Under buyer's Credit Arrangement	-	2,12,24,560
Inter-corporate Deposits		
From Related Parties	17,81,33,878	4,78,41,690
Export Packing Credit	-	19,00,00,000
<b>Total short-term borrowings</b>	<b>37,90,23,833</b>	<b>30,26,72,988</b>
<b>Total borrowings</b>	<b>44,73,02,090</b>	<b>41,08,64,501</b>

**Nature of security:**

**Term loan of Rs. 6,82,78,257/-**

- a Term Loans from Banks of Rs. 6,18,04,127/- are secured by First charge over the entire fixed assets and second charge over entire stock, receivables and other current assets of the company both present and future.
- b Hire Purchase loans from Banks of Rs. 64,74,130/- are secured against hypothecation of related Vehicles.

Arvind Goodhill Suit Manufacturing Private Limited  
Notes to the Financial Statements

c Rate of Interest and Terms of Repayment

Particulars	Amount Rupees	Range of Interest (%)	Terms of Repayment from Balance sheet date
<b>From Banks</b>			
Canara Bank	1,41,00,000	Base Rate + 1.00%	Repayable in 20 quarterly instalments starting from quarter ending June 30, 2015
State Bank Of India	2,64,82,698	1 Year MCLR + 8.15%	Repayable in 20 quarterly instalments starting from quarter ending June 30, 2015
HDFC Bank	2,12,33,229	1 Year MCLR + 0.8%	Repayable in 22 quarterly instalments starting from quarter ending December 31, 2019
Hire Purchase Loans	64,62,331	9.75%	Repayable in 60 equated instalments.

d Nature of Security

Working Capital Facilities from Banks

Loans from banks are secured

i. First charge over entire stocks, receivables and other current assets and second charge over entire fixed assets of the Company both present and future.

e Rate of Interest

Loans from banks carry interest rates of 1.05% above base rate.

Inter Corporate Deposit carries interest rate of 8.75% per annum.

13 (b) Trade payable

Particulars	Amount in Rs.	
	As at March 31, 2020	As at March 31, 2019
<b>Current</b>		
Total outstanding dues of micro enterprises and small enterprises (Refer Note a)	-	-
Total outstanding dues of creditors other than micro enterprises and small enterprises	13,28,12,366	17,30,75,040
<b>Total</b>	<b>13,28,12,366</b>	<b>17,30,75,040</b>

a Based on the information available, the disclosures as required under section 22 of the Micro, Small and Medium Enterprise Small Enterprise Development (MSMED) Act, 2006 are presented as follows :

Particulars	As at March 31, 2020 *	As at March 31, 2019
(a) the principal amount and the interest due thereon (to be shown separately) remaining unpaid to any supplier at the end of each accounting year:		
i) Principal	-	-
ii) Interest	-	-
(b) the amount of interest paid by the buyer in terms of section 16 of the	-	-
(c) the amount of interest due and payable for the period of delay in	-	-
(d) the amount of interest accrued and remaining unpaid at the end of	-	-
(e) the amount of further interest remaining due and payable even in the	-	-

\* The Company has not received any intimation from suppliers for the financial year ended March 31, 2019 regarding their status under the Micro, Small and Medium Enterprise Development (MSMED) Act, 2006.

13 (c) Other financial liabilities

Particulars	Amount in Rs.	
	As at March 31, 2020	As at March 31, 2019
<b>Current</b>		
Current maturity of long term borrowings	2,70,96,039	7,33,47,242
Interest accrued but not due	98,71,373	2,41,804
Payable to employees	2,34,94,424	1,96,91,485
<b>Total</b>	<b>6,04,61,836</b>	<b>9,32,80,531</b>

*sub.*

Arvind Goodhill Suit Manufacturing Private Limited  
Notes to the Financial Statements

13 (d) Financial liabilities by category

Particulars	Amount in Rs.		
	FVTPL	FVOCI	Amortised cost
<b>Mar 31st, 2020</b>			
Borrowings	-	-	42,02,06,051
Trade payable	-	-	13,28,12,366
Current maturity of long term borrowings	-	-	2,70,96,039
Interest accrued but not due	-	-	98,71,373
Payable to employees	-	-	2,34,94,424
<b>Total Financial liabilities</b>	-	-	<b>61,34,80,253</b>
<b>March 31, 2019</b>			
Borrowings	-	-	33,75,17,259
Trade payable	-	-	17,30,75,040
Current maturity of long term borrowings	-	-	7,33,47,242
Interest accrued but not due	-	-	2,41,804
Payable to employees	-	-	1,96,91,485
<b>Total Financial liabilities</b>	-	-	<b>60,38,72,830</b>

For Financial Instruments risk management objectives and policies, refer Note 33.  
Fair value disclosures for financial assets and liabilities are in Note 31 and fair value hierarchy disclosures are in Note 32.

Note 14 : Provisions

Particulars	Amount in Rs.	
	As at March 31, 2020	As at March 31, 2019
<b>Long-term</b>		
<b>Provision for employee benefits (refer Note 27)</b>		
Provision for leave encashment	46,16,054	42,85,290
Provision for gratuity	86,42,878	78,23,506
	<b>1,32,58,932</b>	<b>1,21,08,796</b>
<b>Short-term</b>		
<b>Provision for employee benefits (refer Note 27)</b>		
Provision for leave encashment	4,32,282	3,90,358
Provision for gratuity	3,42,698	2,54,057
	<b>7,74,980</b>	<b>6,44,415</b>
<b>Total</b>	<b>1,40,33,912</b>	<b>1,27,53,211</b>

Note 15 : Government grant

Particulars	Amount in Rs.	
	As at March 31, 2020	As at March 31, 2019
<b>Non-current</b>		
Deferred income	2,86,48,721	3,10,39,399
	<b>2,86,48,721</b>	<b>3,10,39,399</b>
<b>Current</b>		
Deferred income	23,90,677	23,90,678
	<b>23,90,677</b>	<b>23,90,678</b>
<b>Total</b>	<b>3,10,39,398</b>	<b>3,34,30,077</b>

Government grants have been received for the purchase of certain items of property, plant and equipment. There are no unfulfilled conditions or contingencies attached to these grants as at March 31.

Government grant

Particulars	Amount in Rs.	
	As at March 31, 2020	As at March 31, 2019
As at April 1	3,34,30,077	3,20,70,755
Received during the year	-	37,50,000
Released to statement of profit and loss	(23,90,679)	(23,90,678)
<b>Balance</b>	<b>3,10,39,398</b>	<b>3,34,30,077</b>

Note 16 : Other current Liability

Particulars	Amount in Rs.	
	As at March 31, 2020	As at March 31, 2019
<b>Current</b>		
Advance from customers	-	8,20,518
Statutory dues including provident fund and tax deducted at source	30,78,796	58,13,639
Other liabilities	9,11,843	9,15,945
<b>Total</b>	<b>39,90,639</b>	<b>75,50,102</b>

Note 17 : Lease Liability

Particulars	Amount in Rs.	
	As at March 31, 2020	As at March 31, 2019
Non Current Lease Liability	4,45,18,814	-
Current Lease Liability	2,61,97,665	-
<b>Total</b>	<b>4,45,18,814</b>	<b>-</b>

*Handwritten signature/initials*

**Arvind Goodhill Suit Manufacturing Private Limited**  
Notes to the Financial Statements

**Note 18 : (a) Revenue from operations (Refer note (i) below)**

Particulars	Amount in Rs.	
	Year ended March 31, 2020	Year ended March 31, 2019
Sale of products	79,50,77,311	51,53,04,820
Sale of services	54,04,414	4,96,10,155
Operating income		
Waste sale	4,78,724	16,14,135
Export incentives	2,84,67,601	2,59,80,628
Exchange Difference (Net)	14,45,407	(48,58,175)
	<u>3,03,91,732</u>	<u>2,27,36,588</u>
<b>Total</b>	<b>83,08,73,457</b>	<b>58,76,51,563</b>

**Disaggregation of Revenue from contracts with customers  
Revenue based on Geography**

Particulars	Amount in Rs.	
	Year ended March 31, 2020	Year ended March 31, 2019
Domestic	19,81,74,985	18,07,18,689
Export	63,26,98,472	40,69,32,874
<b>Revenue from Operations</b>	<b>83,08,73,457</b>	<b>58,76,51,563</b>

**Revenue based on business segment**

Particulars	Amount in Rs.	
	Year ended March 31, 2020	Year ended March 31, 2019
Garments	83,08,73,457	58,76,51,563
<b>Revenue from Operations</b>	<b>83,08,73,457</b>	<b>58,76,51,563</b>

**Reconciliation of revenue from operation with contract price**

Particulars	Amount in Rs.	
	Year ended March 31, 2020	Year ended March 31, 2019
Revenue from contract with customers as per the contract price	83,13,95,374	58,89,17,812
<b>Adjustment made to contract price on account of:</b>		
a) Discounts and Rebates	5,21,917	1,42,207
b) Sales Return	-	11,24,042
<b>Revenue from Operations</b>	<b>83,08,73,457</b>	<b>58,76,51,563</b>

**Note 18 : (b) Other income**

Particulars	Amount in Rs.	
	Year ended March 31, 2020	Year ended March 31, 2019
Interest income	15,94,028	21,29,317
Government grants	23,90,679	23,90,678
Exchange Difference (Net) on Buyer's Credit	-	5,92,879
Miscellaneous income	15,46,491	41,06,657
<b>Total</b>	<b>55,31,198</b>	<b>92,19,531</b>

Government grants have been received for the purchase of certain items of property, plant and equipment. There are no unfulfilled conditions or contingencies attached to these grants as at March 31, 2020.

**Arvind Goodhill Suit Manufacturing Private Limited**  
Notes to the Financial Statements  
**Note 19 : Cost of raw materials and components consumed**

Particulars	Amount in Rs.	
	Year ended March 31, 2020	Year ended March 31, 2019
Stock at the beginning of the year	14,38,83,448	12,99,89,927
Add : Purchases	40,96,90,853	30,27,53,891
	<u>55,35,74,301</u>	<u>43,27,43,818</u>
Less : Inventory at the end of the year	17,55,26,130	14,38,83,448
Raw materials and components consumed	<u>37,80,48,171</u>	<u>28,88,60,370</u>
<b>Total</b>	<b>37,80,48,171</b>	<b>28,88,60,370</b>

**Note 20 : Changes in inventories of finished goods, work-in-progress and stock-in-trade**

Particulars	Amount in Rs.	
	Year ended March 31, 2020	Year ended March 31, 2019
<b>Stock at the end of the year</b>		
Finished goods	7,34,70,418	20,95,98,016
Work-in-Progress	1,13,24,115	1,90,57,144
	<u>8,47,94,533</u>	<u>22,86,55,160</u>
<b>Stock at the beginning of the year</b>		
Finished goods	20,95,98,016	13,55,16,902
Work-in-Progress	1,90,57,144	1,82,00,383
	<u>22,86,55,160</u>	<u>15,37,17,285</u>
<b>(Increase) / Decrease in stocks</b>	<b>14,38,60,627</b>	<b>(7,49,37,875)</b>
<b>Total</b>	<b>14,38,60,627</b>	<b>(7,49,37,875)</b>

**Note 21 : Employee benefits expense**

Particulars	Amount in Rs.	
	Year ended March 31, 2020	Year ended March 31, 2019
Salaries, wages, gratuity, bonus, commission, etc. (Refer Note 27)	25,15,98,439	22,51,40,315
Contribution to provident and other funds	2,23,84,580	1,39,26,912
Welfare and training expenses	37,46,107	27,07,999
<b>Total</b>	<b>27,77,29,126</b>	<b>24,17,75,226</b>

**Note 22 : Finance costs**

Particulars	Amount in Rs.	
	Year ended March 31, 2020	Year ended March 31, 2019
Interest expense - Loans	76,27,035	1,96,65,665
Interest expense - Working capital loans	1,35,84,439	41,24,674
Interest expense - others	17,48,810	15,00,429
Other finance cost	1,07,13,020	21,16,296
Interest on Lease Liability	70,40,299	-
<b>Total</b>	<b>4,07,13,603</b>	<b>2,74,07,064</b>

**Note 23 : Depreciation and amortization expense**

Particulars	Amount in Rs.	
	Year ended March 31, 2020	Year ended March 31, 2019
Depreciation on PPE (Refer Note 5)	3,20,71,545	3,06,52,128
Amortization on Intangible assets (Refer Note 6)	6,03,266	6,38,921
Depreciation on Right of Use Assets	2,13,99,491	-
<b>Total</b>	<b>5,40,74,302</b>	<b>3,12,91,049</b>

*Arvind*

**Arvind Goodhill Suit Manufacturing Private Limited**  
Notes to the Financial Statements

**Note 24 : Other expenses**

Particulars	Amount in Rs.	
	Year ended March 31, 2020	Year ended March 31, 2019
Power and fuel	2,20,76,600	2,12,72,602
Stores consumed	1,79,28,750	94,82,758
Insurance	10,79,405	11,11,798
Processing charges	3,47,99,334	71,23,522
Printing, stationery & communication	15,69,698	8,63,063
Rent (Refer Note 30)	22,00,838	2,88,07,817
Repairs :		
To Building	3,53,701	-
To Machineries (including spares consumption)	87,11,114	70,10,296
To others	3,88,736	1,02,763
Freight, insurance & clearing charge	1,71,21,703	1,11,58,633
Legal & Professional charges	27,13,556	59,09,283
Conveyance & Travelling expense	31,89,925	17,34,988
Security Expenses	38,64,382	34,55,920
Housekeeping Expenses	39,40,330	39,93,006
Miscellaneous Labour charges	70,180	1,43,600
Allowance for doubtful debts	1,20,92,310	-
Loss on Sale of Property Plant Equipment	15,06,092	36,068
Bad debt written off	12,55,290	-
Bank charges	20,43,546	14,67,934
Auditor's remuneration	5,00,000	9,24,500
Miscellaneous expenses	85,21,202	50,75,198
<b>Total</b>	<b>14,59,26,692</b>	<b>10,96,73,749</b>

**Payment to Auditors (Net of tax)**

Particulars	-	
	Year ended March 31, 2020	Year ended March 31, 2019
<b>Payment to Auditors as</b>		
Auditors	4,00,000	4,25,000
For tax audit	1,00,000	1,00,000
For taxation matters	-	33,750
For Other certification work		2,80,070
For reimbursement of expenses		85,680
<b>Total</b>	<b>5,00,000</b>	<b>9,24,500</b>

*allk.*

**Arvind Goodhill Suit Manufacturing Private Limited**  
Notes to the Financial Statements

**Note 25 : Income tax**

The major component of income tax expense for the years ended March 31, 2020 and March 31, 2019

Particulars	Amount in Rs	
	2019-20	2018-19
<b>Statement of Profit and Loss</b>		
<b>Current tax</b>		
Current tax	-	-
<b>Deferred tax</b>		
Deferred tax charge/(credit)	(5,30,67,222)	(52,64,698)
<b>Income tax expense reported in the statement of profit and loss</b>	<b>(5,30,67,222)</b>	<b>(52,64,698)</b>

Particulars	Amount in Rs	
	2019-20	2018-19
<b>OCI section</b>		
<b>Statement to Other comprehensive income (OCI)</b>		
<b>Deferred tax related to items recognised in OCI during the year</b>		
Net loss/(gain) on actuarial gains and losses	8,52,707	7,64,462
Net gains / (loss) on hedging instruments in a cash flow hedge	(10,59,119)	20,71,434
<b>Deferred tax charged to OCI</b>	<b>(2,06,412)</b>	<b>28,35,896</b>

Reconciliation of tax expense and the accounting profit multiplied by domestic tax rate for the year ended March 31, 2020 and March 31, 2019.

**A) Current tax**

Particulars	Amount in Rs	
	2019-20	2018-19
<b>Accounting profit before tax from continuing operations</b>	<b>(20,39,47,866)</b>	<b>(2,71,98,489)</b>
Tax @ 26% (March 31, 2019: 26%)	(5,30,26,445)	(70,71,607)
<b>Adjustment</b>		
Others	(40,777)	18,06,926
<b>At the effective income tax rate of 26.02% (March 31, 2019 : 19.36%)</b>	<b>(5,30,67,222)</b>	<b>(52,64,681)</b>

**B) Deferred tax**

Particulars	Balance Sheet		Retained earnings	Statement of Profit and Loss and OCI	
	March 31, 2020	March 31, 2019		March 31, 2020	March 31, 2019
	Accelerated depreciation for tax purposes	(6,77,24,272)		(6,60,49,825)	-
Expenditure allowable on payment basis	33,15,180	34,91,346	-	1,76,166	(10,68,459)
Allowance for doubtful debt	64,93,268	33,49,267	-	(31,44,001)	2,34,449
Adjustment on account of Ind AS 116	39,77,394	-	45,69,836	5,92,442	-
Others	13,40,29,809	8,14,61,617	-	(5,25,68,192)	1,20,063
Unused tax credit available	1,31,96,272	1,31,91,776	-	(4,496)	-
<b>Deferred tax expense/(income)</b>				<b>(5,32,73,634)</b>	<b>(24,28,802)</b>
<b>Net deferred tax assets/(liabilities)</b>	<b>9,32,87,651</b>	<b>3,54,44,181</b>			

Reflected in the balance sheet as follows

Deferred tax assets	16,10,11,923	10,14,94,006
Deferred tax liabilities	(6,77,24,272)	(6,60,49,825)
<b>Deferred tax (liabilities)/assets net</b>	<b>9,32,87,651</b>	<b>3,54,44,181</b>

**Reconciliation of deferred tax assets / (liabilities), net**

	March 31, 2020	March 31, 2019
Opening balance as of April 1	3,54,44,181	3,30,15,379
Adjustment on account of Ind AS 116	45,69,836	-
Tax income/(expense) during the period recognised in profit or loss	5,30,67,222	52,64,698
Tax income/(expense) during the period recognised in OCI	2,06,412	(28,35,896)
<b>Closing balance as at March 31</b>	<b>9,32,87,651</b>	<b>3,54,44,181</b>

The Company offsets tax assets and liabilities if and only if it has a legally enforceable right to set off current tax assets and current tax liabilities and the deferred tax assets and deferred tax liabilities relate to income taxes levied by the same tax authority.

*Handwritten signature*

Arvind Goodhill Suit Manufacturing Private Limited  
Notes to the Financial Statements

**Note 26 : Foreign Exchange Derivatives and Exposures not hedged**

The Company holds derivative financial instruments such as foreign currency forward and option contracts to mitigate the risk of changes in exchange rates on foreign currency exposures. The counter party for these contracts is generally a

All derivative financial instruments are recognized as assets or liabilities on the balance sheet and measured at fair value. The accounting for changes in the fair value of a derivative instrument depends on the intended use of the derivative and the resulting designation.

The fair values of all derivatives are separately recorded in the balance sheet within current and non-current assets and liabilities depending upon the maturity of the derivatives.

The use of derivative instruments is subject to limits, authorities and regular monitoring by appropriate levels of management. The limits, authorities and monitoring systems are periodically reviewed by management and the Board. The market risk on derivatives is mitigated by changes in the valuation of the underlying assets, liabilities or transactions, as derivatives are used only for risk management purposes.

**A. Foreign Exchange Derivatives**

Nature of instrument	Currency	As at March 31, 2020				As at March 31, 2019			
		Average Exchange Rate (In Rs.)	Amount in Foreign currency	Nominal Amount In Rs.	MTM Value (Amount in Rs.)	Average Exchange Rate (In Rs.)	Amount in Foreign currency	Nominal Amount In Rs.	MTM Value (Amount in Rs.)
<b>Forward contracts</b>									
Sales									
Maturing less than 3 months	USD	75.62	62,618	47,35,010	16,124	71.90	14,30,005	10,28,20,009	30,68,000
<b>Total</b>	USD		<b>62,618</b>	<b>47,35,010</b>	<b>16,124</b>		<b>14,30,005</b>	<b>10,28,20,009</b>	<b>30,68,000</b>
Sales									
Maturing less than 3 months	GBP	95.57	4,38,185	4,18,77,949	(7,64,157)	95.33	4,50,000	4,28,98,305	16,82,000
<b>Total</b>	GBP		<b>4,38,185</b>	<b>4,18,77,949</b>	<b>(7,64,157)</b>		<b>4,50,000</b>	<b>4,28,98,305</b>	<b>16,82,000</b>

All derivative contracts stated above are for the purpose of hedging the highly probable future transactions.

**B. Exposure Not Hedged**

Nature of exposure	Currency	As at March 31, 2020		As at March 31, 2019	
		In Foreign Currency	Rupees	In Foreign Currency	Rupees
Receivables	USD	4,81,237	3,64,12,798	3,91,696	2,77,64,952
	GBP	9,49,995	8,88,26,864	6,78,051	5,67,90,218
Payable towards borrowings	USD	-	-	4,07,408	2,12,24,560
Payable to creditors	USD	6,49,702	4,91,59,716	3,42,362	2,28,04,385
	GBP	1,67,328	1,56,45,588	1,29,182	1,27,02,620
	EUR	20,162	16,68,834	124	10,137
	JPY	2,39,504	1,66,773	66,955	34,823

*Arvind*



Arvind Goodhill Sult Manufacturing Private Limited  
Notes to the Financial Statements

Note 27 : Disclosure pursuant to Employee benefits

A. Defined contribution plans:

Amount of Rs.2,50,66,182/- (March 31, 2019: Rs.2,36,58,799/-) is recognised as expenses and included in Note No. 21 "Employee benefit expense"  
The Company has recognised the following amounts in the financial statement for Defined Contribution Plans:

Particulars	Amount in Rs.	
	As at March 31, 2020	As at March 31, 2019
Provident Fund	58,80,334	69,79,325
Contributory Pension Scheme	1,91,85,848	1,66,79,473
	<b>2,50,66,182</b>	<b>2,36,58,798</b>

B. Defined benefit plans:

The Company has following post employment benefits which are in the nature of defined benefit plans:

(a) Gratuity (Unfunded)

The Company operates gratuity plan wherein every employee is entitled to the benefit as per scheme of the Company, for each completed year of service. The same is payable on retirement or termination whichever is earlier. The benefit vests only after five years of continuous service.

March 31, 2020 : Changes in defined benefit obligation and plan assets											Amount in Rs.	
April 1, 2019	Gratuity cost charged to statement of profit and loss			Benefit paid	Remeasurement gains/(losses) in other comprehensive income					Sub-total included in OCI	Contributions by employer	March 31, 2019
	Service cost	Net interest expense	Sub-total included in statement of profit and loss (Note 21)		Return on plan assets (excluding amounts included in net interest)	Actuarial changes arising from changes in demographic assumptions	Actuarial changes arising from changes in financial assumptions	Experience adjustments				
		1,5436	12.65									
Gratuity												
Defined benefit obligation	80,77,563	46,42,499	6,09,048	52,51,547	(10,63,891)	-	-	(2,80,304)	(29,99,339)	(32,79,643)	-	89,85,576
Fair value of plan asset	-	-	-	-	-	-	-	-	-	-	-	-
<b>Benefit liability</b>	<b>80,77,563</b>	<b>46,42,499</b>	<b>6,09,048</b>	<b>52,51,547</b>	<b>(10,63,891)</b>	<b>-</b>	<b>-</b>	<b>(2,80,304)</b>	<b>(29,99,339)</b>	<b>(32,79,643)</b>	<b>-</b>	<b>89,85,576</b>

March 31, 2019 : Changes in defined benefit obligation and plan assets											Amount in Rs.	
April 1, 2018	Gratuity cost charged to statement of profit and loss			Benefit paid	Remeasurement gains/(losses) in other comprehensive income					Sub-total included in OCI	Contributions by employer	March 31, 2019
	Service cost	Net interest expense	Sub-total included in statement of profit and loss (Note 21)		Return on plan assets (excluding amounts included in net interest)	Actuarial changes arising from changes in demographic assumptions	Actuarial changes arising from changes in financial assumptions	Experience adjustments				
Gratuity												
Defined benefit obligation	63,92,707	41,41,315	4,97,353	46,38,668	(13,573)	-	1,29,662	9,06,190	(39,76,091)	(29,40,239)	-	80,77,563
Fair value of plan asset	-	-	-	-	-	-	-	-	-	-	-	-
<b>Benefit liability</b>	<b>63,92,707</b>	<b>41,41,315</b>	<b>4,97,353</b>	<b>46,38,668</b>	<b>(13,573)</b>	<b>-</b>	<b>1,29,662</b>	<b>9,06,190</b>	<b>(39,76,091)</b>	<b>(29,40,239)</b>	<b>-</b>	<b>80,77,563</b>

*Handwritten signature/initials*

**Arvind Goodhill Sult Manufacturing Private Limited**

Notes to the Financial Statements

The major categories of plan assets of the fair value of the total plan assets of Gratuity are as follows:

Particulars	Year ended March 31, 2020		Year ended March 31, 2019	
	(% of total plan assets)		(% of total plan assets)	
Central Government Securities	NA		NA	
Public Sector/Financial Institutional Bonds	NA		NA	
Portfolio with Mutual Fund	NA		NA	
Others (including bank balances)	NA		NA	
(% of total plan assets)	-		-	

The principal assumptions used in determining above defined benefit obligations for the Company's plans are shown below:

Particulars	Year ended March 31, 2020		Year ended March 31, 2019	
	Discount rate	6.84%		7.54%
Future salary increase	5.00%		6.00%	
Expected rate of return on plan assets	NA		NA	
Attrition rate	7.00%		7.00%	
Mortality rate during employment	Indian assured lives Mortality(2006-08)		Indian assured lives Mortality(2006-08)	

A quantitative sensitivity analysis for significant assumption is as shown below:

Particulars	Sensitivity level	Year ended March 31, 2020		Year ended March 31, 2019	
		Amount in Rs.			
		(Increase) / decrease in defined benefit obligation (Impact)			
Gratuity					
Discount rate	1% increase	(8,03,010)		(7,29,977)	
	1% decrease	9,44,666		8,56,844	
Salary increase	1% increase	9,52,198		8,61,537	
	1% decrease	(8,23,223)		(7,46,272)	
Attrition rate	1% increase	(6,600)		(39,117)	
	1% decrease	(13,197)		25,206	

The followings are the expected future benefit payments for the defined benefit plan :

Particulars	Year ended March 31, 2020		Year ended March 31, 2019	
	Amount in Rs.			
Gratuity				
Within the next 12 months (next annual reporting period)	3,42,698		2,54,057	
Between 2 and 5 years	24,73,998		21,81,954	
Beyond 5 years	38,78,843		38,06,732	
Total expected payments	66,95,539		62,42,743	

Weighted average duration of defined plan obligation (based on discounted cash flows)

Particulars	Year ended March 31, 2020		Year ended March 31, 2019	
	Years		Years	
Gratuity	13		13	

The followings are the expected contributions to planned assets for the next year:

Particulars	Year ended March 31, 2020		Year ended March 31, 2019	
	Gratuity	-		-

**C. Other Long term employee benefit plans**

Leave encashment

Amount of Rs. 17,45,485/- (March 31, 2019: Rs. 10,75,979/-) is recognised as expenses and included in Note No. 21 "Employee benefit expense"

**Arvind Goodhill Suit Manufacturing Private Limited**  
Notes to the Financial Statements

**Note 28 : Related Party Disclosure**

As per the Indian Accounting Standard on "Related Party Disclosures" (IND AS 24), the related parties of the Company are as follows :

**a Name of Related Parties and Nature of Relationship :**

1	Arvind Limited	Holding Company	
2	Arvind Internet Limited	Fellow Subsidiary Company	
3	Arvind Fashion Limited	Fellow Subsidiary Company	Upto Nov 29, 2018
4	Arvind Fashion Limited	Enterprise over which Key Management Personnel are able to exercise significant influence	From Nov 30, 2018
5	Arvind Envisol	Fellow Subsidiary Company	Upto Nov 29, 2018
6	Arvind Lifestyle Brands Limited	Fellow Subsidiary Company	From Nov 30, 2018
7	Arvind Lifestyle Brands Limited	Enterprise over which Key Management Personnel are able to exercise significant influence	Upto Nov 29, 2018
8	Arvind True Blue Limited	Fellow Subsidiary Company	From Nov 30, 2018
9	Calvin Klein Arvind Fashion Private Limited	Fellow Joint Venture Subsidiary	Upto Nov 29, 2018
10	Calvin Klein Arvind Fashion Private Limited	Enterprise over which Key Management Personnel are able to exercise significant influence	From Nov 30, 2018
10	Goodhill Corporation	Associate Company	
11	F-One Limited	Associate Company	

Note: Related party relationship is as identified by the Company and relied upon by the Auditors.

**Arvind Limited**

**b Disclosure in respect of Related Party Transactions :**

Nature of Transactions	Amount in Rs.	
	Year Ended March 31, 2020	Year ended March 31, 2019
<b>Processing Income</b>		
Arvind Limited	-	1,36,26,128
Arvind Fashion Limited	53,94,964	52,13,292
<b>Sales</b>		
Arvind Limited	1,28,41,208	13,58,478
Goodhill Corporation	34,73,886	2,65,747
Arvind Fashion Limited (Upto 29 Nov, 2018)		6,80,59,534
Arvind Fashion Limited (From 30 Nov, 2018)	1,88,99,152	79,62,895
Calvin Klein Arvind Fashion Private Limited (Upto 29 Nov, 2018)		5,14,609
Calvin Klein Arvind Fashion Private Limited (From 30 Nov, 2018)	66,30,059	4,93,978
Arvind Lifestyle Brands Limited (Upto 29 Nov, 2018)	-	42,30,054
<b>Interest Expense</b>		
Arvind Envisol	95,84,631	12,57,812
<b>Purchase</b>		
Arvind Envisol Limited	12,76,480	-
Arvind Limited	36,32,554	8,14,760
<b>Purchase of Fixed Assets</b>		
Arvind Limited	4,61,655	-
<b>ICD Received</b>		
Arvind Envisol	62,11,50,000	55,94,75,000
<b>ICD Paid</b>		
Arvind Envisol	48,96,00,000	51,31,00,000
<b>Issue of Equity Shares</b>		
Arvind Limited	-	2,55,00,000
Goodhill Corporation	-	1,45,00,000
F-One Limited	-	1,00,00,000
<b>Outstanding</b>		
<b>Receivable in respect of Current Assets</b>		
Arvind Limited	-	63,21,755
Calvin Klein Arvind Fashion Private Limited	3,540	-
Arvind Fashion Limited	1,26,226	16,45,620
Goodhill Corporation	22,69,587	-
Arvind Lifestyle Brands Limited	-	4,83,294
<b>Payable in respect of Current Liabilities</b>		
Arvind Envisol Limited	17,81,33,878	4,77,15,904
F-One Limited	42,218	42,218
Arvind Limited	79,57,283	1,02,00,179

*Arvind*

Arvind Goodhill Suit Manufacturing Private Limited  
Notes to the Financial Statements

c Transactions and Balances :

Amount in Rs.

Particulars	Holding Company		Fellow Subsidiary Companies and Enterprises over which key management personnel are able to exercise significant influence		Associate Company	
	Year ended		Year ended		Year ended	
	March 31, 2020	March 31, 2019	March 31, 2020	March 31, 2019	March 31, 2020	March 31, 2019
<b>Transactions</b>						
Interest Expense	-	-	95,84,631	12,57,812	-	-
Inter Corporate Deposit received	-	-	62,11,50,000	55,94,75,000	-	-
Processing Income	-	1,36,26,128	53,94,964	52,13,292	-	-
Sales	1,28,41,208	13,58,478	2,55,29,211	8,12,61,070	34,73,886	2,65,747
Purchases	36,32,554	8,14,760	12,76,480	-	-	-
Inter Corporate Deposit paid	-	-	48,96,00,000	51,31,00,000	-	-
Issue of Equity Shares	-	2,55,00,000	-	-	-	2,45,00,000
<b>Balances as at year end</b>						
Trade and Other Receivable	-	63,21,755	1,29,766	21,28,914	22,69,587	-
Trade and Other Payable	79,57,283	1,02,00,179	17,81,33,878	4,77,15,904	42,218	42,218

d Terms and conditions of transactions with related parties

- 1) Transaction entered into with related party are made on terms equivalent to those that prevail in arm's length transactions. Outstanding balances other than loan given & taken and fair value of financial guarantee contract, at the year-end are unsecured and interest free and settlement occurs in cash.
- 2) Loans in INR given to the related party carries interest rate of 8.75% (March 31, 2019 : 8% ).

e Commitments with related parties

The Company has not provided any commitment to the related party as at March 31, 2020 (March 31, 2019: Rs. Nil)

**Arvind Goodhill Suit Manufacturing Private Limited**

Notes to the Financial Statements

**Note 29 : Earning per share**

Particulars	Amount in Rs	
	2019-20	2018-19
<b>Earning per share (Basic and Diluted)</b>		
Profit/(Loss) attributable to ordinary equity holders	(15,08,80,644)	(2,19,33,791)
Total no. of equity shares at the end of the year	10,70,000	10,70,000
<b>Weighted average number of equity shares</b>		
For basic EPS	10,70,000	10,41,507
For diluted EPS	10,70,000	10,41,507
Nominal value of equity shares	10	10
Basic earning per share	(141.00)	(21.06)
Diluted earning per share	(141.00)	(21.06)
<b>Weighted average number of equity shares</b>		
Weighted average number of equity shares for basic EPS	10,70,000	10,41,507

**Note 30 : Lease Rent**

a The Company has taken Factory and Warehouse on lease period of 1 to 9 years with option of renewal. Disclosures as per Ind AS 116 - Leases are as follows:

Particulars	Amount in Rs.
	Year Ended March 31, 2020
Recognition at the beginning of the year	4,49,85,111
Additions	3,18,33,193
Deletions	-
Depreciation	(2,13,99,491)
<b>Balance at the end of the period/year</b>	<b>5,54,18,813</b>

**Movement in lease liabilities**

Particulars	Year Ended
	March 31, 2020
Recognition at the beginning of the year	6,25,61,403
Additions	3,18,33,193
Deletions	-
Finance cost accrued during the year	70,40,299
Payment of lease liabilities	(3,07,18,416)
<b>Balance at the end of the period/year</b>	<b>7,07,16,479</b>

**Contractual maturities of lease liabilities**

Particulars	Year Ended
	March 31, 2020
Less than one year	2,61,97,665
Two to Five years	4,45,18,814
More than five years	-
<b>Total</b>	<b>7,07,16,479</b>

The group does not face a significant liquidity risk with regard to its lease liabilities as the current assets are sufficient to meet the obligations related to lease liabilities as and when they fall due.

*Saver*

**Note 31 : Fair value disclosures for financial assets and financial liabilities**

Set out below is a comparison, by class, of the carrying amounts and fair value of the Company's financial instruments, other than those with carrying amounts that are reasonable approximations of fair values:

Particulars	Amount in Rs			
	Carrying amount		Fair value	
	As at March 31, 2019	As at March 31, 2019	As at March 31, 2019	As at March 31, 2019
<b>Financial assets</b>				
Other financial assets - Derivative Contract	7,48,033	48,21,568	7,48,033	48,21,568
<b>Total</b>	<b>7,48,033</b>	<b>48,21,568</b>	<b>7,48,033</b>	<b>48,21,568</b>
<b>Financial liabilities</b>				
Borrowings	44,73,02,090	41,08,64,501	44,73,02,090	41,08,64,501
<b>Total</b>	<b>44,73,02,090</b>	<b>41,08,64,501</b>	<b>44,73,02,090</b>	<b>41,08,64,501</b>

The management assessed that the fair values of cash and cash equivalents, other bank balances, trade receivables, other current financial assets, trade payables and other current financial liabilities approximate their carrying amounts largely due to the short-term maturities of these instruments.

The fair value of the financial assets and liabilities is included at the amount at which the instrument could be exchanged in a current transaction between willing parties, other than in a forced or liquidation sale. The following methods and assumptions were used to estimate the fair values

The fair value of borrowings and other financial liabilities is calculated by discounting future cash flows using rates currently available for debts on similar terms, credit risk and remaining maturities.

The discount for lack of marketability represents the amounts that the Company has determined that market participants would take into account when pricing the investments.

**Note 32 : Fair value hierarchy**

The following table provides the fair value measurement hierarchy of the Company's assets and liabilities

Amount in Rs

**Quantitative disclosures fair value measurement hierarchy for financial assets as at March 31, 2020 and March 31, 2019**

Date of valuation	Fair value measurement using			
	Total	Quoted prices in active markets (Level 1)	Significant observable inputs (Level 2)	Significant unobservable inputs (Level 3)
<b>Assets measured at fair value</b>				
<b>Fair value through Other Comprehensive Income</b>				
Foreign exchange forward contracts (Cash flow hedge)	March 31, 2020	7,48,033	-	7,48,033
	March 31, 2019	48,21,568		48,21,568

Amount in Rs

**Quantitative disclosures fair value measurement hierarchy for financial liabilities as at March 31, 2020 and March 31, 2019**

Date of valuation	Fair value measurement using			
	Total	Quoted prices in active markets (Level 1)	Significant observable inputs (Level 2)	Significant unobservable inputs (Level 3)
<b>As at March 31, 2020</b>				
<b>Liabilities disclosed at fair value</b>				
Borrowings	March 31, 2020	44,73,02,090	-	44,73,02,090
<b>As at March 31, 2019</b>				
<b>Liabilities disclosed at fair value</b>				
Borrowings	March 31, 2019	41,08,64,501	-	41,08,64,501

*Handwritten signature/initials*

**Note 33 : Financial instruments risk management objectives and policies**

The Company's principal financial liabilities, other than derivatives, comprise borrowings and trade & other payables. The main purpose of these financial liabilities is to finance the Company's operations and to support its operations. The Company's principal financial assets include Investments, loans given, trade and other receivables and cash & short-term deposits that derive directly from its operations.

The Company's activities expose it to market risk, credit risk and liquidity risk. In order to minimise any adverse effects on the financial performance of the company, derivative financial instruments, such as foreign exchange forward contracts, foreign currency option contracts are entered to hedge certain foreign currency exposures and interest rate swaps to hedge certain variable interest rate exposures. Derivatives are used exclusively for hedging purposes and not as trading / speculative instruments.

The Company's risk management is carried out by a Treasury department under policies approved by the Board of directors. Company's treasury identifies, evaluates and hedges financial risks in close co-operation with the Company's operating units. The board provides written principles for overall risk management, as well as policies covering specific areas, such as foreign exchange risk, interest rate risk, credit risk, use of derivative financial instruments and non-derivative financial instruments, and investment of excess liquidity.

**(a) Market risk**

Market risk is the risk that the fair value of future cash flows of a financial instrument will fluctuate because of changes in market prices. Market risk comprises three types of risk: interest rate risk, currency risk and other price risk, such as equity price risk and commodity risk. Financial instruments affected by market risk include borrowings, deposits, Investments, trade and other receivables, trade and other payables and derivative financial instruments.

Within the various methodologies to analyse and manage risk, Company has implemented a system based on "sensitivity analysis" on symmetric basis. This tool enables the risk managers to identify the risk position of the entities. Sensitivity analysis provides an approximate quantification of the exposure in the event that certain specified parameters were to be met under a specific set of assumptions. The risk estimates provided here assume:

- a parallel shift of 50 basis point of the interest rate yield curves in all the currencies.
- a simultaneous, parallel foreign exchange rates shift in which the INR appreciates / depreciates against all currencies by 2%

The potential economic impact, due to these assumptions, is based on the occurrence of adverse / inverse market conditions and reflects estimated changes resulting from the sensitivity analysis. Actual results that are included in the Statement of profit & loss may differ materially from these estimates due to actual developments in the global financial markets.

The analyses exclude the impact of movements in market variables on: the carrying values of gratuity, pension and other post-retirement obligations and provisions.

The following assumption has been made in calculating the sensitivity analyses:

- The sensitivity of the relevant statement of profit or loss item is the effect of the assumed changes in respective market risks. This is based on the financial assets and financial liabilities held at March 31, 2020 and March 31, 2019 including the effect of hedge accounting.
- The sensitivity of equity is calculated by considering the effect of any associated cash flow hedges as at March 31, 2020 and March 31, 2019 for the effects of the assumed changes of the underlying risk

**Interest rate risk**

Interest rate risk arises from the sensitivity of financial assets and liabilities to changes in market rates of interest. The Company seeks to mitigate such risk by entering into interest rate derivative financial instruments such as interest rate swaps or cross-currency interest rate swaps. Interest rate swap agreements are used to adjust the proportion of total debt, that are subject to variable and fixed interest rates.

Under an interest rate swap agreement, the Company either agrees to pay an amount equal to a specified fixed-rate of interest times a notional principal amount, and to receive in return an amount equal to a specified variable-rate of interest times the same notional principal amount or, vice-versa, to receive a fixed-rate amount and to pay a variable-rate amount. The notional amounts of the contracts are not exchanged. No other cash payments are made unless the agreement is terminated prior to maturity, in which case the amount paid or received in settlement is established by agreement at the time of termination, and usually represents the net present value, at current rates of interest, of the remaining obligations to exchange payments under the terms of the contract.

**Interest rate sensitivity**

The following table demonstrates the sensitivity to a reasonably possible change in interest rates on that portion of loans and borrowings affected, after the impact of hedge accounting. With all other variables held constant, the Company's profit before tax is affected through the impact on floating rate borrowings, as follows:

	Amount in Rs
	<b>Effect on profit before tax</b>
<b>March 31, 2020</b>	
Increase in 50 basis points	3,41,391
Decrease in 50 basis points	(3,41,391)
<b>March 31, 2019</b>	
Increase in 50 basis points	5,40,958
Decrease in 50 basis points	(5,40,958)

**Exclusion from this analysis are as follows:**

- Fixed rate financial instruments measured at cost : Since a change in interest rate would not change the carrying amount of this category of instruments, there is no net income impact and they are excluded from this analysis
- The effect of interest rate changes on future cash flows is excluded from this analysis.

**Foreign currency risk**

Foreign currency risk is the risk that the fair value or future cash flows of an exposure will fluctuate because of changes in foreign exchange rates. The Company transacts business in local currency and in foreign currency, primarily in USD. The Company has obtained foreign currency loans and has foreign currency trade payables and receivables etc. and is, therefore, exposed to foreign exchange risk. The Company may use forward contracts, foreign exchange options or currency swaps towards hedging risk resulting from changes and fluctuations in foreign currency exchange rate. These foreign exchange contracts, carried at fair value, may have varying maturities varying depending upon the primary host contract requirements and risk management strategy of the company.

The Company manages its foreign currency risk by hedging appropriate percentage of its foreign currency exposure, as approved by Board as per established risk management policy. Details of the hedge & unhedged position of the Company given in Note no.26

Arvind Goodhill Suit Manufacturing Private Limited  
Notes to the Financial Statements  
Foreign currency sensitivity

The following tables demonstrate the sensitivity to a reasonably possible change in USD, EUR and GBP rates to the functional currency of respective entity, with all other variables held constant. The Company's exposure to foreign currency changes for all other currencies is not material. The impact on the Company's profit before tax is due to changes in the fair value of monetary assets and liabilities. The impact on the Company's pre-tax equity is due to changes in the fair value of foreign currency monetary items designated as cash flow hedge.

	Change in USD rate	Effect on profit before tax
Amount in Rs		
March 31, 2020	+2%	(2,54,938)
	-2%	2,54,938
March 31, 2019	+2%	99,211
	-2%	(99,211)
	Change in EUR rate	Effect on profit before tax
March 31, 2020	+2%	(33,377)
	-2%	33,377
March 31, 2019	+2%	(203)
	-2%	203
	Change in GBP rate	Effect on profit before tax
March 31, 2020	+2%	14,63,626
	-2%	(14,63,626)
March 31, 2019	+2%	8,81,752
	-2%	(8,81,752)
	Change in JPY rate	Effect on profit before tax
March 31, 2020	+2%	(3,335)
	-2%	3,335
March 31, 2019	+2%	(696)
	-2%	696

The movement in the pre-tax effect is a result of a change in the fair value of financial instruments not designated in a hedge relationship. Although the financial instruments have not been designated in a hedge relationship, they act as an economic hedge and will offset the underlying transactions when they occur.

(b) Credit risk

Credit risk is the risk that a counterparty will not meet its obligations under a financial instrument or customer contract, leading to a financial loss. The Company is exposed to credit risk from its operating activities (primarily trade receivables) and from its financing activities, including deposits with banks, foreign exchange transactions and other financial instruments.

Trade receivables

Customer credit risk is managed by each business unit subject to the Company's established policy, procedures and control relating to customer credit risk management. Trade receivables are non-interest bearing and are generally on 14 days to 30 days credit term. Credit limits are established for all customers based on internal rating criteria. Outstanding customer receivables are regularly monitored and any shipments to major customers are generally covered by letters of credit. The Company has no concentration of credit risk as the customer base is widely distributed both economically and geographically.

An impairment analysis is performed at each reporting date on an individual basis for major clients. In addition, a large number of minor receivables are grouped into homogenous groups and assessed for impairment collectively. The calculation is based on actual incurred historical data. The maximum exposure to credit risk at the reporting date is the carrying value of each class of financial assets disclosed in Note 7. The Company does not hold collateral as security. The Company evaluates the concentration of risk with respect to trade receivables as low, as its customers are located in several jurisdictions and industries and operate in largely independent markets.

Financial instruments and cash deposits

Credit risk from balances with banks and financial institutions is managed by the Company's treasury department in accordance with the Company's policy. Investments of surplus funds are made only with approved counterparties who meets the minimum threshold requirements under the counterparty risk assessment process. The Company monitors the ratings, credit spreads and financial strength of its counterparties. Based on its on-going assessment of counterparty risk, the group adjusts its exposure to various counterparties. The Company's maximum exposure to credit risk for the components of the Balance sheet as of March 31, 2020 and March 31, 2019 is the carrying amount as disclosed in Note 31.



(c) Liquidity risk

Liquidity risk is the risk that the Company may not be able to meet its present and future cash and collateral obligations without incurring unacceptable losses. The Company's objective is to, at all times maintain optimum levels of liquidity to meet its cash and collateral requirements. The Company closely monitors its liquidity position and deploys a robust cash management system. It maintains adequate sources of financing including bilateral loans, debt and overdraft from both domestic and international banks at an optimised cost. It also enjoys strong access to domestic capital markets across equity.

The table below summarises the maturity profile of the Company's financial liabilities based on contractual undiscounted payments:

Particulars	Amount in Rs				
	On demand	less than 1 Year	2 year to 3 years	3 years to 5 years	more than 5 years
<b>Year ended March 31, 2020</b>					
Interest bearing borrowings*	37,90,23,833	3,40,56,794	3,06,42,665	1,43,43,975	24,73,802
Trade payables	13,28,12,366				
Lease Liability		2,61,97,665	3,61,90,524	83,28,290	
Other financial liabilities#	3,33,65,797				
	<b>54,52,01,996</b>	<b>6,02,54,459</b>	<b>6,68,33,189</b>	<b>2,26,72,265</b>	<b>24,73,802</b>
<b>Year ended March 31, 2019</b>					
Interest bearing borrowings*	28,14,48,428	10,29,01,672	2,55,24,044	1,28,44,271	-
Trade payables	15,74,98,288	1,55,76,753			-
Other financial liabilities#	1,97,71,383	1,61,906			-
	<b>45,87,18,099</b>	<b>11,86,40,331</b>	<b>2,55,24,044</b>	<b>1,28,44,271</b>	<b>-</b>

\* Includes contractual interest payment based on interest rate prevailing at the end of the reporting period over the tenor of the borrowings.

# Other financial liabilities includes interest accrued but not due of Rs.91,73,383 (March 31, 2018 : Rs 2,41,804 ). Current maturity of long-term borrowings is included in interest bearing borrowing part in above note.

**Note 34 : Capital management**

For the purpose of the Company's capital management, capital includes issued equity capital and all other equity reserves attributable to the equity holders of the Company. The primary objective of the Company's capital management is to ensure that it maintains an efficient capital structure and healthy capital ratios in order to support its business and maximise shareholder value.

The Company manages its capital structure and makes adjustments to it in light of changes in economic conditions or its business requirements. To maintain or adjust the capital structure, the Company may adjust the dividend payment to shareholders, return capital to shareholders or issue new shares. The Company monitors capital using a gearing ratio, which is net debt divided by total capital plus net debt. The Company includes within net debt, interest bearing loans and borrowings less cash and short-term deposits (including other bank balance).

Particulars	Amount in Rs	
	Year ended March 31, 2020	Year ended March 31, 2019
Interest-bearing loans and borrowings (Note 13 a)	44,73,02,090	41,08,64,501
Less: cash and cash equivalent (including other bank balance) (Note 7 c)	(2,37,21,469)	(2,87,82,089)
<b>Net debt</b>	<b>42,35,80,621</b>	<b>38,20,82,412</b>
Equity share capital (Note 11)	1,07,00,000	1,07,00,000
Other equity (Note 12)	35,04,76,816	51,49,51,396
Total capital	36,11,76,816	52,56,51,396
<b>Capital and net debt</b>	<b>78,47,57,437</b>	<b>90,77,33,808</b>
Gearing ratio	53.98%	42.09%

In order to achieve this overall objective, the Company's capital management, amongst other things, aims to ensure that it meets financial covenants attached to the interest-bearing loans and borrowings that define capital structure requirements. Breaches in meeting the financial covenants would permit the bank to immediately call loans and borrowings. There have been no breaches in the financial covenants of any interest-bearing loans and borrowing in the current period.

No changes were made in the objectives, policies or processes for managing capital during the years ended March 31, 2020 and March 31, 2019.

**Loan covenants**

Under the terms of the major borrowing facilities, the Company has complied with the required financial covenants through out the reporting periods.

*col.*

**Note 35 : Operating segment**

The Company's business activity falls within a single primary business segment of manufacture of garments. Accordingly the Company is a single segment company in accordance with Ind AS 108 "Operating Segment".

Further, no single customer contributes to more than 10% of the company's revenue.

**Geographical segment**

Geographical segment is considered based on sales within India and rest of the world.

Particulars	Amount in Rs	
	March 31, 2020	March 31, 2019
<b>Segment Revenue*</b>		
a) In India	19,81,74,985	18,07,18,689
b) Rest of the world	63,26,98,472	40,69,32,874
<b>Total Sales</b>	<b>83,08,73,457</b>	<b>58,76,51,563</b>
<b>Carrying Cost of Segment Assets**</b>		
a) In India	96,91,97,834	1,11,68,67,361
b) Rest of the world	12,52,39,661	6,63,90,255
<b>Total</b>	<b>1,09,44,37,495</b>	<b>1,18,32,57,616</b>
<b>Carrying Cost of Segment Non Current Assets**@</b>		
a) In India	51,75,23,282	46,28,40,130
b) Rest of the world	-	-
<b>Total</b>	<b>51,75,23,282</b>	<b>46,28,40,130</b>

\* Based on location of Customers

\*\* Based on location of Assets

@ Excluding Financial Assets and deferred tax asset.

**Note 36: Note on COVID 19 Pandemic**

The spread of COVID-19 has severely impacted businesses around the globe. It has caused severe effects on the economy, world over including India due to lockdowns, disruptions in transportation, supply chain, travel plans, quarantines, social distancing and other emergency measures.

The Company is engaged in the business of manufacturing readymade garments at its factory located in Bangalore, Karnataka. The business of the Company is also affected by this disruption. The effects such as lower than normal business, other disruptions are expected to have continuing effect at least for the next two quarters based on current assessment.

However, the Company has made detailed assessment of the liquidity position for the next one year and of the recoverability and carrying value of its assets comprising Property, Plant and Equipment, Right of Use Assets, Trade Receivables, inventory as at balance sheet date and has made appropriate adjustment along with adjustment to revenue recognition and actuarial assumptions. In assessing the recoverability of its assets including receivables and inventories, the Company has considered internal and external information up to the date of approval of these financial statements including economic forecasts.

The Company has performed sensitivity analysis on the assumptions used and based on current indicators of future economic conditions, the Company expects to recover the carrying amount of these assets. The impact of the global health pandemic may be different from that estimated as at the date of approval of these financial statements. However, the impact assessment of COVID-19 is a continuing process given the uncertainties associated with its nature and duration. The Company will continue to closely monitor any material changes to future economic conditions

**Note 37: New Accounting Pronouncements to be adopted on or after March 31, 2020**

There are no standards or interpretations which are notified but not yet effective and that would be expected to have a material impact on the Company in the current or future reporting periods.

**Note 38: Regrouped, Recast, Reclassified**

Figures of the earlier year have been regrouped to conform with those of current year.

**SORAB S. ENGINEER & CO. (Regd.)**  
**CHARTERED ACCOUNTANTS**

TELEPHONE : +91 79 29700466  
: +91 79 48006782  
EMAIL : sseahm@sseco.in  
: sseahm@hotmail.com  
WEB : www.sseco.in



804, SAKAR-IX,  
BESIDES OLD RBI,  
ASHRAM ROAD;  
AHMEDABAD-380 009

**INDEPENDENT AUDITOR'S REPORT**

**TO THE MEMBERS OF ARVIND GOODHILL SUIT MANUFACTURING LIMITED**

**Report on the Audit of the Financial Statements**

**Opinion**

We have audited the accompanying financial statements of Arvind Goodhill Suit Manufacturing Limited ("the Company"), which comprise the Balance Sheet as at March 31, 2020, the Statement of Profit and Loss (including Other Comprehensive Income), the Statement of Changes in Equity and the Statement of Cash Flows for the year ended on that date and notes to the financial statements including a summary of the significant accounting policies and other explanatory information (hereinafter referred to as "the financial statements").

In our opinion and to the best of our information and according to the explanations given to us, the aforesaid financial statements give the information required by the Companies Act, 2013 ("the Act") in the manner so required and give a true and fair view in conformity with the Indian Accounting Standards prescribed under section 133 of the Act read with the Companies (Indian Accounting Standards) Rules, 2015, as amended, ("Ind AS") and other accounting principles generally accepted in India, of the state of affairs of the Company as at March 31, 2020, the loss and total comprehensive income, changes in equity and its cash flows for the year ended on that date.

**Basis for Opinion**

We conducted our audit of the financial statements in accordance with the Standards on Auditing specified under section 143(10) of the Act (SAs). Our responsibilities under those Standards are further described in the *Auditor's Responsibilities for the Audit of the Financial Statements* section of our report. We are independent of the Company in accordance with the Code of Ethics issued by the Institute of Chartered Accountants of India (ICAI) together with the independence requirements that are relevant to our audit of the financial statements under the provisions of the Act and the Rules made thereunder, and we have fulfilled our other ethical responsibilities in accordance with these requirements and the ICAI's Code of Ethics. We believe that the audit evidence we have obtained is sufficient and appropriate to provide a basis for our audit opinion on the financial statements.

**Emphasis of Matter Paragraph**

We draw your attention to Note 36 of the financial statements which explains the uncertainties and management's assessment of the financial impact due to the lockdown and other restrictions imposed by the Government of India and other conditions related to the COVID-19 pandemic situation, for which a definitive assessment in the subsequent period is highly dependent upon circumstances as they evolve.

Our opinion is not modified in respect of this matter.

Head Office : 902, Raheja Centre, Free Press Journal Marg, Nariman Point, Mumbai-400 021.  
Telephone : +91 22 2282 4811, 2204 0861 • Email : sorabsengineer@yahoo.com, ssemum@sseco.in

Bengaluru Branch : F-1, Vaastu Jayalaxmi, B Street, Opp. Fortis Hospital, 1st Main Road, Sheshadripuram, Bengaluru-560020.  
Telephone : +91 9925879234 • Email : sseblr@sseco.in

## **SORAB S. ENGINEER & CO. (Regd.)**

### **Information Other than the Financial Statements and Auditor's Report Thereon**

The Company's Board of Directors is responsible for the other information. The other information comprises the information included in the Management Discussion and Analysis, Board's Report including Annexures to Board's Report, Business Responsibility Report, Corporate Governance and Shareholder's Information, but does not include the financial statements and our auditor's report thereon.

Our opinion on the financial statements does not cover the other information and we do not express any form of assurance conclusion thereon.

In connection with our audit of the financial statements, our responsibility is to read the other information and, in doing so, consider whether the other information is materially inconsistent with the financial statements or our knowledge obtained in the audit or otherwise appears to be materially misstated.

If, based on the work we have performed, we conclude that there is a material misstatement of this other information, we are required to report that fact. We have nothing to report in this regard.

### **Responsibilities of Management and Those Charged with Governance for the Financial Statements**

The Company's Board of Directors is responsible for the matters stated in section 134(5) of the Act with respect to the preparation of these financial statements that give a true and fair view of the financial position, financial performance, total comprehensive income, changes in equity and cash flows of the Company in accordance with the Ind AS and other accounting principles generally accepted in India. This responsibility also includes maintenance of adequate accounting records in accordance with the provisions of the Act for safeguarding the assets of the Company and for preventing and detecting frauds and other irregularities; selection and application of appropriate accounting policies; making judgments and estimates that are reasonable and prudent; and design, implementation and maintenance of adequate internal financial controls, that were operating effectively for ensuring the accuracy and completeness of the accounting records, relevant to the preparation and presentation of the financial statements that give a true and fair view and are free from material misstatement, whether due to fraud or error.


In preparing the financial statements, management is responsible for assessing the Company's ability to continue as a going concern, disclosing, as applicable, matters related to going concern and using the going concern basis of accounting unless Board of Directors either intends to liquidate the Company or to cease operations, or has no realistic alternative but to do so.

Those Board of Directors are also responsible for overseeing the Company's financial reporting process.

### **Auditor's Responsibilities for the Audit of the Financial Statements**

Our objectives are to obtain reasonable assurance about whether the financial statements as a whole are free from material misstatement, whether due to fraud or error, and to issue an auditor's report that includes our opinion. Reasonable assurance is a high level of assurance, but is not a guarantee that an audit conducted in accordance with SAs will always detect a material misstatement when it exists. Misstatements can arise from fraud or error and are considered material if, individually or in the aggregate, they could reasonably be expected to influence the economic decisions of users taken on the basis of these financial statements.

As part of an audit in accordance with SAs, we exercise professional judgment and maintain professional skepticism throughout the audit. We also:



## **SORAB S. ENGINEER & CO. (Regd.)**


- Identify and assess the risks of material misstatement of the financial statements, whether due to fraud or error, design and perform audit procedures responsive to those risks, and obtain audit evidence that is sufficient and appropriate to provide a basis for our opinion. The risk of not detecting a material misstatement resulting from fraud is higher than for one resulting from error, as fraud may involve collusion, forgery, intentional omissions, misrepresentations, or the override of internal control.
- Obtain an understanding of internal financial controls relevant to the audit in order to design audit procedures that are appropriate in the circumstances. Under section 143(3)(i) of the Act, we are also responsible for expressing our opinion on whether the Company has adequate internal financial controls system in place and the operating effectiveness of such controls.
- Evaluate the appropriateness of accounting policies used and the reasonableness of accounting estimates and related disclosures made by management.
- Conclude on the appropriateness of management's use of the going concern basis of accounting and, based on the audit evidence obtained, whether a material uncertainty exists related to events or conditions that may cast significant doubt on the Company's ability to continue as a going concern. If we conclude that a material uncertainty exists, we are required to draw attention in our auditor's report to the related disclosures in the financial statements or, if such disclosures are inadequate, to modify our opinion. Our conclusions are based on the audit evidence obtained up to the date of our auditor's report. However, future events or conditions may cause the Company to cease to continue as a going concern.
- Evaluate the overall presentation, structure and content of the financial statements, including the disclosures, and whether the financial statements represent the underlying transactions and events in a manner that achieves fair presentation.

Materiality is the magnitude of misstatements in the financial statements that, individually or in aggregate, makes it probable that the economic decisions of a reasonably knowledgeable user of the financial statements may be influenced. We consider quantitative materiality and qualitative factors in (i) planning the scope of our audit work and in evaluating the results of our work; and (ii) to evaluate the effect of any identified misstatements in the financial statements.

We communicate with those charged with governance regarding, among other matters, the planned scope and timing of the audit and significant audit findings, including any significant deficiencies in internal control that we identify during our audit.

We also provide those charged with governance with a statement that we have complied with relevant ethical requirements regarding independence, and to communicate with them all relationships and other matters that may reasonably be thought to bear on our independence, and where applicable, related safeguards.


From the matters communicated with those charged with governance, we determine those matters that were of most significance in the audit of the financial statements of the current period and are therefore the key audit matters. We describe these matters in our auditor's report unless law or regulation precludes public disclosure about the matter or when, in extremely rare circumstances, we determine that a matter should not be communicated in our report because the adverse consequences of doing so would reasonably be expected to outweigh the public interest benefits of such communication.



## **SORAB S. ENGINEER & CO. (Regd.)**

### **Report on Other Legal and Regulatory Requirements**

1. As required by the Companies (Auditor's report) Order, 2016 ("The Order"), issued by the Central Government of India in terms of sub-section (11) of section 143 of the Companies act, 2013, we give in the "Annexure B" a statement on the matters specified in paragraphs 3 and 4 of the order, to the extent applicable.
2. As required by Section 143(3) of the Act, based on our audit we report that:
  - a) We have sought and obtained all the information and explanations which to the best of our knowledge and belief were necessary for the purposes of our audit.
  - b) In our opinion, proper books of account as required by law have been kept by the Company so far as it appears from our examination of those books.
  - c) The Balance Sheet, the Statement of Profit and Loss including Other Comprehensive Income, Statement of Changes in Equity and the Statement of Cash Flow dealt with by this Report are in agreement with the relevant books of account.
  - d) In our opinion, the aforesaid financial statements comply with the Ind AS specified under Section 133 of the Act, read with Rule 7 of the Companies (Accounts) Rules, 2014.
  - e) On the basis of the written representations received from the directors as on March 31, 2020 taken on record by the Board of Directors, none of the directors is disqualified as on March 31, 2020 from being appointed as a director in terms of Section 164 (2) of the Act.
  - f) With respect to the adequacy of the internal financial controls over financial reporting of the Company and the operating effectiveness of such controls, refer to our separate Report in "Annexure A".
  - g) With respect to the other matters to be included in the Auditor's Report in accordance with the requirements of section 197(16) of the Act, as amended, in our opinion and to the best of our information and according to the explanations given to us, the remuneration paid by the Company to its directors during the year is in accordance with the provisions of section 197 of the Act.
  - h) With respect to the other matters to be included in the Auditor's Report in accordance with Rule 11 of the Companies (Audit and Auditors) Rules, 2014, as amended in our opinion and to the best of our information and according to the explanations given to us:
    - i. The Company has no pending litigations which has an impact on its financial position in its financial statements.
    - ii. The Company did not have any long-term contracts including derivative contracts for which there were any material foreseeable losses.



**SORAB S. ENGINEER & CO. (Regd.)**

- iii. There has been no amounts required to be transferred, to the Investor Education and Protection Fund by the Company.

For **Sorab S. Engineer & Co.**  
Chartered Accountants  
Firm's Registration No. 110417W



**CA. Chokshi Shreyas B.**


Partner

Membership No.100892

Ahmedabad

June 4, 2020

UDIN - 20100892AAAAANR6207



## **SORAB S. ENGINEER & CO. (Regd.)**

### **ANNEXURE "A" TO THE INDEPENDENT AUDITOR'S REPORT**

(Referred to in paragraph 1(f) under 'Report on Other Legal and Regulatory Requirements' section of our report to the Members of Arvind Goodhill Suit Manufacturing Private Limited of even date)

#### **Report on the Internal Financial Controls Over Financial Reporting under Clause (i) of Sub-section 3 of Section 143 of the Companies Act, 2013 ("the Act")**

We have audited the internal financial controls over financial reporting of **ARVIND GOODHILL SUIT MANUFACTURING PRIVATE LIMITED** ("the Company") as of March 31, 2020 in conjunction with our audit of the financial statements of the Company for the year ended on that date.

#### **Management's Responsibility for Internal Financial Controls**

The Board of Directors of the Company is responsible for establishing and maintaining internal financial controls based on the internal control over financial reporting criteria established by the Company considering the essential components of internal control stated in the Guidance Note on Audit of Internal Financial Controls Over Financial Reporting issued by the Institute of Chartered Accountants of India. These responsibilities include the design, implementation and maintenance of adequate internal financial controls that were operating effectively for ensuring the orderly and efficient conduct of its business, including adherence to respective company's policies, the safeguarding of its assets, the prevention and detection of frauds and errors, the accuracy and completeness of the accounting records, and the timely preparation of reliable financial information, as required under the Companies Act, 2013.

#### **Auditor's Responsibility**

Our responsibility is to express an opinion on the internal financial controls over financial reporting of the Company based on our audit. We conducted our audit in accordance with the Guidance Note on Audit of Internal Financial Controls Over Financial Reporting (the "Guidance Note") issued by the Institute of Chartered Accountants of India and the Standards on Auditing prescribed under Section 143(10) of the Companies Act, 2013, to the extent applicable to an audit of internal financial controls. Those Standards and the Guidance Note require that we comply with ethical requirements and plan and perform the audit to obtain reasonable assurance about whether adequate internal financial controls over financial reporting was established and maintained and if such controls operated effectively in all material respects.

Our audit involves performing procedures to obtain audit evidence about the adequacy of the internal financial controls system over financial reporting and their operating effectiveness. Our audit of internal financial controls over financial reporting included obtaining an understanding of internal financial controls over financial reporting, assessing the risk that a material weakness exists, and testing and evaluating the design and operating effectiveness of internal control based on the assessed risk. The procedures selected depend on the auditor's judgement, including the assessment of the risks of material misstatement of the financial statements, whether due to fraud or error.

We believe that the audit evidence we have obtained, is sufficient and appropriate to provide a basis for our audit opinion on the internal financial controls system over financial reporting of the Company.



## **SORAB S. ENGINEER & CO. (Regd.)**

### **Meaning of Internal Financial Controls Over Financial Reporting**

A company's internal financial control over financial reporting is a process designed to provide reasonable assurance regarding the reliability of financial reporting and the preparation of financial statements for external purposes in accordance with generally accepted accounting principles. A company's internal financial control over financial reporting includes those policies and procedures that (1) pertain to the maintenance of records that, in reasonable detail, accurately and fairly reflect the transactions and dispositions of the assets of the company; (2) provide reasonable assurance that transactions are recorded as necessary to permit preparation of financial statements in accordance with generally accepted accounting principles, and that receipts and expenditures of the company are being made only in accordance with authorisations of management and directors of the company; and (3) provide reasonable assurance regarding prevention or timely detection of unauthorised acquisition, use, or disposition of the company's assets that could have a material effect on the financial statements.


### **Limitations of Internal Financial Controls Over Financial Reporting**

Because of the inherent limitations of internal financial controls over financial reporting, including the possibility of collusion or improper management override of controls, material misstatements due to error or fraud may occur and not be detected. Also, projections of any evaluation of the internal financial controls over financial reporting to future periods are subject to the risk that the internal financial control over financial reporting may become inadequate because of changes in conditions, or that the degree of compliance with the policies or procedures may deteriorate.

### **Opinion**

In our opinion, to the best of our information and according to the explanations given to us, the Company has, in all material respects, an adequate internal financial controls system over financial reporting and such internal financial controls over financial reporting were operating effectively as at March 31, 2020, based on the internal control over financial reporting criteria established by the Company considering the essential components of internal control stated in the Guidance Note on Audit of Internal Financial Controls Over Financial Reporting issued by the Institute of Chartered Accountants of India.

For **Sorab S. Engineer & Co.**  
Chartered Accountants  
Firm's Registration No. 110417W



**CA. Chokshi Shreyas B.**  
Partner  
Membership No.100892

Ahmedabad  
June 4, 2020

## **SORAB S. ENGINEER & CO. (Regd.)**

### **ANNEXURE 'B' TO THE INDEPENDENT AUDITOR'S REPORT**

**(Referred to in paragraph 2 under 'Report on Other Legal and Regulatory Requirements' section of our report to the Members of Arvind Goodhill Suit manufacturing Private Limited of even date)**

- (i) (a) The Company has generally maintained proper records showing full particulars, including quantitative details and situation of its fixed assets.  
  
(b) As explained to us, the fixed assets have been physically verified by the management during the year in accordance with a phased programme of verification, which in our opinion provides for physical verification of all the fixed assets at reasonable intervals. We are informed that no material discrepancies were noticed on such verification.  
  
(c) There are no immovable properties held in the name of the Company and thus requirement of clause (i) (c) of paragraph 3 of the order are not applicable.
- (ii) As explained to us, physical verification of inventory has been conducted at reasonable intervals by the management and the discrepancies noticed on verification between the physical stocks and the book records were not material having regard to the size of the Company, and the same have been properly dealt with in the books of account.
- (iii) The Company has not granted secured / unsecured loans to Companies, firms, Limited Liability Partnerships or other parties covered in the register maintained under Section 189 of the Act. Consequently, requirements of clause (iii) of paragraph 3 of the order are not applicable.
- (iv) The Company has not advanced any loan or given any guarantee or provided any security or made any investment covered under section 185 and 186 of the Act. Consequently, requirements of clause (iv) of paragraph 3 of the order are not applicable.
- (v) In our opinion and according to the information and explanations given to us, the Company has not accepted any deposits from the public within the meaning of Sections 73 to 76 or any other relevant provisions of the Act and rules framed thereunder. No order has been passed by the Company Law Board or National Company Law Tribunal or Reserve Bank of India or any Court or any other Tribunal.
- (vi) To the best of our knowledge and belief, the Central Government has not prescribed maintenance of cost records under section 148 (1) of the Companies Act, 2013 in respect of the Company's product. Consequently, requirement of clause (vi) of paragraph 3 of the order is not applicable.
- (vii) (a) The Company is generally regular in depositing with appropriate authorities undisputed statutory dues including Provident Fund, Employees' State Insurance, Income Tax, Wealth Tax, Goods and Service Tax, Duty of Custom, Cess and other material statutory dues applicable to it. According to the information and explanations given to us, no undisputed amounts payable in respect of outstanding statutory dues were in arrears as at March 31, 2020 for a period of more than six months from the date they became payable.  
  
(b) According to the information and explanations given to us, there are no amounts payable as on March 31, 2020 on account of any dispute.
- (viii) In our opinion and according to the information and explanations given to us, the Company has not defaulted in repayment of dues to financial institutions and banks.

## **SORAB S. ENGINEER & CO. (Regd.)**

- (ix) To the best of our knowledge and belief and according to the information and explanations given to us, the Company has not raised moneys by way of initial public offer or further public offer. However, the term loans obtained during the year were, *prima facie*, applied by the Company for the purpose for which they were raised, other than temporary deployment pending application.
- (x) To the best of our knowledge and belief and according to the information and explanations given to us, no fraud by the Company or on the Company by its officers or employees has been noticed or reported during the year.
- (xi) To the best of our knowledge and belief and according to the information and explanations given to us, the Company has not paid any managerial remuneration during the year under review. Consequently, requirements of Clause (xi) of paragraph 3 of the order are not applicable.
- (xii) The Company is not a Nidhi Company. Consequently, requirements of clause (xii) of paragraph 3 of the order are not applicable.
- (xiii) To the best of our knowledge and belief and according to the information and explanations given to us, all transactions with the related parties are in compliance with sections 177 and 188 of the Act where applicable and the details have been disclosed in the Ind AS financial statements etc. as required by the applicable accounting standards.
- (xiv) To the best of our knowledge and belief and according to the information and explanations given to us, the Company has not made any preferential allotment or private placement of shares or fully or partly convertible debentures during the year under review. Consequently, requirements of clause (xiv) of paragraph 3 of the order are not applicable.
- (xv) To the best of our knowledge and belief and according to the information and explanations given to us, the Company has not entered into any non-cash transactions with directors or persons connected with him.
- (xvi) According to the nature of the business, the Company is not required to be registered under section 45-IA of the Reserve Bank of India Act, 1934.

For **Sorab S. Engineer & Co.**  
Chartered Accountants  
Firm Registration No. 110417W



**CA. Chokshi Shreyas B.**  
Partner  
Membership No. 100892

Ahmedabad  
June 4, 2020



Arvind Goodhill Suit Manufacturing Private Limited  
Balance Sheet as at March 31, 2020

Particulars	Notes	Amount in Rs.	
		As at March 31, 2020	As at March 31, 2019
<b>ASSETS</b>			
<b>I. Non-current assets</b>			
(a) Property, plant and equipment	5	45,85,08,086	45,90,23,829
(b) Capital work-in-progress		15,41,764	20,32,847
(c) Right-of-use Asset	30	5,54,18,813	-
(d) Intangible assets	6	13,30,543	9,10,529
(e) Financial assets			
(i) Other financial assets	7	2,79,95,218	4,15,55,152
(f) Other non-current assets	8	7,24,076	8,72,925
(g) Deferred tax assets (net)	25	9,32,87,651	3,54,44,181
<b>Total non-current assets</b>		<b>63,88,06,151</b>	<b>53,98,39,463</b>
<b>II. Current assets</b>			
(a) Inventories	9	26,17,72,659	37,81,38,642
(b) Financial assets			
(i) Trade receivables	7	8,63,24,495	11,28,54,490
(ii) Cash and cash equivalents	7	16,13,548	16,33,142
(iii) Bank balance other than (ii) above	7	1,64,95,813	69,76,905
(iv) Others financial assets	7	18,47,601	1,25,70,923
(c) Current tax assets (net)	10	30,50,953	23,29,651
(d) Other current assets	8	8,45,26,277	12,89,14,400
<b>Total current assets</b>		<b>45,56,31,346</b>	<b>64,34,18,153</b>
<b>Total Assets</b>		<b>1,09,44,37,497</b>	<b>1,18,32,57,616</b>
<b>EQUITY AND LIABILITIES</b>			
<b>Equity</b>			
Equity share capital	11	1,07,00,000	1,07,00,000
Other equity	12	35,04,76,816	51,49,51,396
<b>Total equity</b>		<b>36,11,76,816</b>	<b>52,56,51,396</b>
<b>Liabilities</b>			
<b>I. Non-current liabilities</b>			
(a) Financial liabilities			
(i) Borrowings	13	4,11,82,218	3,48,44,271
(ii) Lease Liabilities	17	4,45,18,814	-
(b) Long-term provisions	14	1,32,58,932	1,21,08,796
(c) Government grants	15	2,86,48,721	3,10,39,399
<b>Total non-current liabilities</b>		<b>12,76,08,685</b>	<b>7,79,92,466</b>
<b>II. Current liabilities</b>			
(a) Financial liabilities			
(i) Borrowings	13	37,90,23,833	30,26,72,988
(ii) Lease Liability	17	2,61,97,665	-
(iii) Trade payables	13		
Total outstanding dues of micro enterprises and small enterprises		-	-
Total outstanding dues of creditors other than micro enterprises and small enterprises		13,28,12,366	17,30,75,040
(iv) Other financial liabilities	13	6,04,61,836	9,32,80,531
(b) Other current liabilities	16	39,90,639	75,50,102
(c) Short-term provisions	14	7,74,980	6,44,415
(d) Government grants	15	23,90,677	23,90,678
<b>Total current liabilities</b>		<b>60,56,51,996</b>	<b>57,96,13,754</b>
<b>Total Equity and Liabilities</b>		<b>1,09,44,37,497</b>	<b>1,18,32,57,616</b>
Summary of significant accounting policies	3		

The accompanying notes are an integral part of the financial statements.

As per our report of even date  
For Sorab S. Engineer & Co.  
Chartered Accountants  
ICAI Firm Registration No.11041/W  
*Chokshi Shreyas B.*  
CA, Chokshi Shreyas B.  
Partner  
Membership No.100892  
Ahmedabad  
June 4, 2020

For and on behalf of the board of directors of  
Arvind Goodhill Suit Manufacturing Private Limited

Director  
DIN: \_\_\_\_\_

*Jayesh K Shah*  
Jayesh K Shah  
Director  
DIN: 00008349

*Arvind Goodhill*

**Arvind Goodhill Sult Manufacturing Private Limited**  
**Statement of profit and loss for the year ended March 31, 2020**


Amount in Rs.

Particulars	Notes	Year ended March 31, 2020	Year ended March 31, 2019
<b>Income</b>			
Revenue from operations			
Sale of Products	18	79,50,77,311	51,53,04,820
Sale of Services	18	54,04,414	4,96,10,155
Operating Income	18	3,03,91,732	2,27,36,588
<b>Revenue from operations</b>		<b>83,08,73,457</b>	<b>58,76,51,563</b>
Other income	18	55,31,198	92,19,531
<b>Total income (I)</b>		<b>83,64,04,655</b>	<b>59,68,71,094</b>
<b>Expenses</b>			
Cost of raw materials and accessories consumed	19	37,80,48,171	28,88,60,370
Purchase of stock-in-trade		-	-
Changes in inventories of finished goods, work-in-progress and stock-in-trade	20	14,38,60,627	(7,49,37,875)
Employee benefits expense	21	27,77,29,126	24,17,75,226
Finance costs	22	4,07,13,603	2,74,07,064
Depreciation and amortisation expense	23	5,40,74,302	3,12,91,049
Other expenses	24	14,59,26,692	10,96,73,749
<b>Total expenses (II)</b>		<b>1,04,03,52,521</b>	<b>62,40,69,583</b>
<b>Profit/(Loss) before exceptional items and tax (III)=(I-II)</b>		<b>(20,39,47,866)</b>	<b>(2,71,98,489)</b>
Exceptional items (IV)		-	-
<b>Profit/(Loss) before tax (V) = (III-IV)</b>		<b>(20,39,47,866)</b>	<b>(2,71,98,489)</b>
<b>Tax expense</b>			
Current tax	25	-	-
Deferred tax charge/(credit)	25	(5,30,67,222)	(52,64,698)
<b>Total tax expense (VI)</b>		<b>(5,30,67,222)</b>	<b>(52,64,698)</b>
<b>Profit/(Loss) for the year (VII) = (V-VI)</b>		<b>(15,08,80,644)</b>	<b>(2,19,33,791)</b>
<b>Other comprehensive income</b>			
<b>A. Other comprehensive income not to be reclassified to profit or loss in subsequent periods:</b>			
Re-measurement gains / (losses) on defined benefit		32,79,643	29,40,239
Income tax effect		(8,52,707)	(7,64,462)
<b>Net other comprehensive income not to be reclassified to profit or loss in subsequent periods (A)</b>		<b>24,26,936</b>	<b>21,75,777</b>
<b>B. Other comprehensive income that may be reclassified to profit or loss in subsequent periods:</b>			
Net gains / (loss) on hedging instruments in a cash flow hedge		(40,73,535)	77,61,274
Income tax effect		10,59,119	(20,71,434)
<b>Net other comprehensive income that may be reclassified to profit or loss in subsequent periods (B)</b>		<b>(30,14,416)</b>	<b>56,89,840</b>
<b>Total other comprehensive income for the year, net of tax (VIII)=(A+B)</b>		<b>(5,87,480)</b>	<b>78,65,617</b>
<b>Total comprehensive income/(Loss) for the year, net of tax (VII+VIII)</b>		<b>(15,14,68,124)</b>	<b>(1,40,68,174)</b>
Earning per equity share [nominal value per share Rs.10/- (March 31, 2019: Rs.10/- )]			
Basic and Diluted	29	(141.00)	(21.06)
Summary of significant accounting policies	3		

The accompanying notes are an integral part of the financial statements.

As per our report of even date  
For **Sorab S. Engineer & Co.**  
Chartered Accountants  
ICAI Firm's Registration No.110447W  
**Chokshi Shreyas B.**  
CA. Chokshi Shreyas B.  
Partner  
Membership No.100892

Ahmedabad  
June 4, 2020

For and on behalf of the board of directors of  
**Arvind Goodhill Sult Manufacturing Private Limited**  
  
**Jayesh K Shah**  
Director  
DIN: 00008349




Arvind Goodhill Suit Manufacturing Private Limited  
Statement of cash flows for the year ended March 31,2020

Amount in Rs.

Particulars	Year Ended March 31, 2020	Year ended March 31, 2019
<b>A Operating activities</b>		
<b>Profit/(Loss) Before taxation</b>	<b>(20,39,47,866)</b>	<b>(2,71,98,489)</b>
<i>Adjustments to reconcile profit before tax to net cash flows:</i>		
Depreciation /Amortization	5,40,74,302	3,12,91,049
Interest Income	(15,94,028)	(21,29,317)
Interest and Other Borrowing Cost	4,07,13,603	2,74,07,064
Loss on Sale of Property Plant Equipment	15,06,092	36,068
Bad Debts Written Off	12,55,290	-
Allowance for Doubtful Debts	1,20,92,310	-
Government grants	(23,90,679)	(23,90,678)
	<b>10,56,56,890</b>	<b>5,42,14,186</b>
<b>Operating Profit before Working Capital Changes</b>	<b>(9,82,90,976)</b>	<b>2,70,15,697</b>
<i>Working Capital Changes:</i>		
Changes in Inventories	11,63,65,983	(8,91,37,530)
Changes in trade payables	(4,02,62,674)	(6,92,445)
Changes in other current liabilities	(35,59,463)	18,16,466
Changes in other financial liabilities	38,02,939	9,28,190
Changes in provisions	45,60,344	57,01,074
Changes in loans and advances	-	57,182
Changes in trade receivables	1,31,82,395	2,16,21,487
Changes in other assets	4,45,36,972	17,92,846
Changes in other financial assets	1,96,15,721	(1,34,64,621)
Changes in Other Bank Balances	(95,18,908)	78,56,719
<b>Net Changes in Working Capital</b>	<b>14,87,23,309</b>	<b>(6,35,20,632)</b>
<b>Cash Generated from Operations</b>	<b>5,04,32,333</b>	<b>(3,65,04,935)</b>
Direct Taxes paid (Net of Income Tax refund)	(7,21,302)	(21,11,576)
<b>Net Cash from Operating Activities</b>	<b>4,97,11,031</b>	<b>(3,86,16,511)</b>
<b>B Cash Flow from Investing Activities</b>		
Purchase of Property Plant Equipment	(3,56,34,125)	(71,63,032)
Government grants received	-	37,50,000
Sale of Property Plant Equipment	20,40,034	6,16,007
Interest Income	15,94,028	21,29,317
<b>Net cash flow from Investing Activities</b>	<b>(3,20,00,063)</b>	<b>(6,67,708)</b>
<b>C Cash Flow from Financing Activities</b>		
Principal repayment of lease liabilities	(2,30,84,117)	-
Issue of Share Capital	-	10,00,000
Securities Premium received	-	4,90,00,000
Changes in long term Borrowings	(3,99,13,256)	(5,36,92,192)
Changes in short term borrowings	7,63,50,845	7,08,56,170
Interest and Other Borrowing Cost Paid	(3,10,84,034)	(2,74,07,064)
<b>Net Cash flow from Financing Activities</b>	<b>(1,77,30,562)</b>	<b>3,97,56,914</b>
<b>Net Increase/(Decrease) in cash &amp; cash equivalents</b>	<b>(19,594)</b>	<b>4,72,695</b>
Cash & Cash equivalent at the beginning of the period	16,33,142	11,60,447
Cash & Cash equivalent at the end of the period	16,13,548	16,33,142

Amount in Rs.

Particulars	Year ended March 31, 2020 Rupees	Year ended March 31, 2019 Rupees
<b>Cash and cash equivalents comprise of: (Note 7)</b>		
Cash on Hand	-	-
Balances with Banks	16,13,548	16,33,142
<b>Cash and cash equivalents</b>	<b>16,13,548</b>	<b>16,33,142</b>

As per our report of even date attached  
For, **Sorab S. Engineer & Co.**  
Firm Registration No. 110417W  
Chartered Accountants  
  
**CA. Chokshi Shreyas B.**  
Partner  
Membership No. 100892

For and on behalf of the board of directors of  
**Arvind Goodhill Suit Manufacturing Private Limited**

Director  
DIN: \_\_\_\_\_

  
**Jayesh K Shah**  
Director  
DIN: 00008349

Ahmedabad  
June 4, 2020



Arvind Goodhill Suit Manufacturing Private Limited  
Statement of changes in Equity for the Year ended March 31, 2020

**A. Equity share capital**

Balance	Amount in Rs
	Note 11
As at April 1, 2018	97,00,000
Issue of Equity Share capital	10,00,000
As at March 31, 2019	1,07,00,000
Issue of Equity Share capital	-
As at March 31, 2020	1,07,00,000

**B. Other equity**

Attributable to the equity holders of the Company

Particulars	Reserves and Surplus			Amount in Rs
	Securities premium	Retained Earnings	Hedge Reserve	Total equity
	Note 12	Note 12	Note 12	
Balance as at April 1, 2018	46,55,00,000	1,66,41,450	(21,21,880)	48,00,19,570
Loss for the year	-	(2,19,33,791)	-	(2,19,33,791)
Addition during the year	4,90,00,000	-	-	4,90,00,000
Other comprehensive income for the year	-	21,75,777	56,89,840	78,65,617
<b>Balance as at March 31, 2019</b>	<b>51,45,00,000</b>	<b>(31,16,564)</b>	<b>35,67,960</b>	<b>51,49,51,396</b>
Balance as at April 01, 2019	51,45,00,000	(31,16,564)	35,67,960	51,49,51,396
Adjustment due to IND AS 116	-	(1,75,76,292)	-	(1,75,76,292)
Deferred tax on Adjustment due to IND AS 116	-	45,69,836	-	45,69,836
Loss for the year	-	(15,08,80,644)	-	(15,08,80,644)
Other comprehensive income for the year	-	24,26,936	(40,73,535)	(16,46,599)
Deferred tax on Other Comprehensive Income	-	-	10,59,119	10,59,119
<b>Balance as at March 31, 2020</b>	<b>51,45,00,000</b>	<b>(16,45,76,728)</b>	<b>5,53,544</b>	<b>35,04,76,816</b>

The accompanying notes are an integral part of the financial statements.

As per our report of even date

For Sorab S. Engineer & Co  
Chartered Accountants  
ICAI Firm's Registration No.110417W

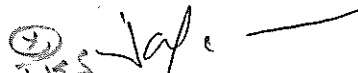


CA. Chokshi Shreyas B.  
Partner  
Membership No.100892

Ahmedabad  
June 4, 2020

For and on behalf of the board of directors of  
Arvind Goodhill Suit Manufacturing Private Limited

Director  
DIN: \_\_\_\_\_

  
Jayesh K Shah  
Director  
DIN: 00008349

