

**SORAB S. ENGINEER & CO. (Regd.)**  
**CHARTERED ACCOUNTANTS**

TELEPHONE : +91 79 29700466  
FAX : +91 79 48006782  
EMAIL : sseahm@sseco.in  
sseahm@hotmail.com  
WEB : www.sseco.in

Bhavinbhai



804, SAKAR-IX,  
BESIDES OLD RBI,  
ASHRAM ROAD,  
AHMEDABAD-380 009

**INDEPENDENT AUDITOR'S REPORT**

**TO THE MEMBERS OF ARVIND ENVISOL LIMITED**

**Report on the Audit of the Financial Statements**

**Opinion**

We have audited the accompanying financial statements of Arvind Envisol Limited ("the Company"), which comprise the Balance Sheet as at March 31, 2023, the Statement of Profit and Loss (including Other Comprehensive Income), the Statement of Changes in Equity and the Statement of Cash Flows for the year ended on that date, and a summary of the significant accounting policies and other explanatory information (hereinafter referred to as "the financial statements").

In our opinion and to the best of our information and according to the explanations given to us, the aforesaid financial statements give the information required by the Companies Act, 2013 ("the Act") in the manner so required and give a true and fair view in conformity with the Indian Accounting Standards prescribed under section 133 of the Act read with the Companies (Indian Accounting Standards) Rules, 2015, as amended, ("Ind AS") and other accounting principles generally accepted in India, of the state of affairs of the Company as at March 31, 2023, the loss and total comprehensive loss, changes in equity and its cash flows for the year ended on that date.

**Basis for Opinion**

We conducted our audit of the financial statements in accordance with the Standards on Auditing specified under section 143(10) of the Act (SAs). Our responsibilities under those Standards are further described in the *Auditor's Responsibilities for the Audit of the Financial Statements* section of our report. We are independent of the Company in accordance with the Code of Ethics issued by the Institute of Chartered Accountants of India (ICAI) together with the independence requirements that are relevant to our audit of the financial statements under the provisions of the Act and the Rules made thereunder, and we have fulfilled our other ethical responsibilities in accordance with these requirements and the ICAI's Code of Ethics. We believe that the audit evidence we have obtained is sufficient and appropriate to provide a basis for our audit opinion on the financial statements.

**Information Other than the Financial Statements and Auditor's Report Thereon**

The Company's Board of Directors is responsible for the preparation of the other information. The other information comprises the information included in the Board's Report, but does not include the financial statements and our auditor's report thereon.

Our opinion on the financial statements does not cover the other information and we do not express any form of assurance conclusion thereon.

In connection with our audit of the financial statements, our responsibility is to read the other information and, in doing so, consider whether the other information is materially inconsistent with the financial statements or our knowledge obtained during the course of our audit or otherwise appears to be materially misstated.

**Head Office :** 902, Raheja Centre, Free Press Journal Marg, Nariman Point, Mumbai-400 021.  
**Telephone :** +91 22 2282 4811, 2204 0861 • **Email :** sorabsengineer@yahoo.com, ssemum@sseco.in

**Bengaluru Branch :** Purva Sunflower Apartment, Flat No. D-1303, 13th Floor, No. 236/4, Magadi Road, Bengaluru-560023.  
**Telephone :** +91 9925879234 • **Email :** sseblr@sseco.in

**Jamnagar Branch :** Sagar-8, Kamdar Colony, Nr. Kamdar Colony Jain Derasar, Pethraj Raisi Marg, Jamnagar-361006.  
**Telephone :** +91 8980212412

## **SORAB S. ENGINEER & CO. (Regd.)**

If, based on the work we have performed, we conclude that there is a material misstatement of this other information, we are required to report that fact. We have nothing to report in this regard.

### **Management's Responsibility for the Financial Statements**

The Company's Board of Directors is responsible for the matters stated in section 134(5) of the Act with respect to the preparation of these financial statements that give a true and fair view of the financial position, financial performance, total comprehensive income, changes in equity and cash flows of the Company in accordance with the Ind AS and other accounting principles generally accepted in India. This responsibility also includes maintenance of adequate accounting records in accordance with the provisions of the Act for safeguarding the assets of the Company and for preventing and detecting frauds and other irregularities; selection and application of appropriate accounting policies; making judgments and estimates that are reasonable and prudent; and design, implementation and maintenance of adequate internal financial controls, that were operating effectively for ensuring the accuracy and completeness of the accounting records, relevant to the preparation and presentation of the financial statements that give a true and fair view and are free from material misstatement, whether due to fraud or error.

In preparing the financial statements, management is responsible for assessing the Company's ability to continue as a going concern, disclosing, as applicable, matters related to going concern and using the going concern basis of accounting unless management either intends to liquidate the Company or to cease operations, or has no realistic alternative but to do so.

The Board of Directors are responsible for overseeing the Company's financial reporting process.

### **Auditor's Responsibilities for the Audit of the Financial Statements**

Our objectives are to obtain reasonable assurance about whether the financial statements as a whole are free from material misstatement, whether due to fraud or error, and to issue an auditor's report that includes our opinion. Reasonable assurance is a high level of assurance, but is not a guarantee that an audit conducted in accordance with SAs will always detect a material misstatement when it exists. Misstatements can arise from fraud or error and are considered material if, individually or in the aggregate, they could reasonably be expected to influence the economic decisions of users taken on the basis of these financial statements.

As part of an audit in accordance with SAs, we exercise professional judgment and maintain professional skepticism throughout the audit. We also:

- Identify and assess the risks of material misstatement of the financial statements, whether due to fraud or error, design and perform audit procedures responsive to those risks, and obtain audit evidence that is sufficient and appropriate to provide a basis for our opinion. The risk of not detecting a material misstatement resulting from fraud is higher than for one resulting from error, as fraud may involve collusion, forgery, intentional omissions, misrepresentations, or the override of internal control.
- Obtain an understanding of internal financial controls relevant to the audit in order to design audit procedures that are appropriate in the circumstances. Under section 143(3)(i) of the Act, we are also responsible for expressing our opinion on whether the Company has adequate internal financial controls system in place and the operating effectiveness of such controls.
- Evaluate the appropriateness of accounting policies used and the reasonableness of accounting estimates and related disclosures made by management.
- Conclude on the appropriateness of management's use of the going concern basis of accounting and, based on the audit evidence obtained, whether a material uncertainty exists related to events or

## **SORAB S. ENGINEER & CO. (Regd.)**

conditions that may cast significant doubt on the Company's ability to continue as a going concern. If we conclude that a material uncertainty exists, we are required to draw attention in our auditor's report to the related disclosures in the financial statements or, if such disclosures are inadequate, to modify our opinion. Our conclusions are based on the audit evidence obtained up to the date of our auditor's report. However, future events or conditions may cause the Company to cease to continue as a going concern.

- Evaluate the overall presentation, structure and content of the financial statements, including the disclosures, and whether the financial statements represent the underlying transactions and events in a manner that achieves fair presentation.

Materiality is the magnitude of misstatements in the financial statements that, individually or in aggregate, makes it probable that the economic decisions of a reasonably knowledgeable user of the financial statements may be influenced. We consider quantitative materiality and qualitative factors in (i) planning the scope of our audit work and in evaluating the results of our work; and (ii) to evaluate the effect of any identified misstatements in the financial statements.

We communicate with those charged with governance regarding, among other matters, the planned scope and timing of the audit and significant audit findings, including any significant deficiencies in internal control that we identify during our audit.

We also provide those charged with governance with a statement that we have complied with relevant ethical requirements regarding independence, and to communicate with them all relationships and other matters that may reasonably be thought to bear on our independence, and where applicable, related safeguards.

### **Report on Other Legal and Regulatory Requirements**

1. As required by Section 143(3) of the Act, based on our audit we report that:
  - a) We have sought and obtained all the information and explanations which to the best of our knowledge and belief were necessary for the purposes of our audit.
  - b) In our opinion, proper books of account as required by law have been kept by the Company so far as it appears from our examination of those books.
  - c) The Balance Sheet, the Statement of Profit and Loss including Other Comprehensive Income, Statement of Changes in Equity and the Statement of Cash Flow dealt with by this Report are in agreement with the relevant books of account.
  - d) In our opinion, the aforesaid financial statements comply with the Ind AS specified under Section 133 of the Act, read with Rule 7 of the Companies (Accounts) Rules, 2014.
  - e) On the basis of the written representations received from the directors as on March 31, 2023 taken on record by the Board of Directors, none of the directors is disqualified as on March 31, 2023 from being appointed as a director in terms of Section 164 (2) of the Act.
  - f) With respect to the adequacy of the internal financial controls over financial reporting of the Company and the operating effectiveness of such controls, refer to our separate Report in "Annexure A". Our report expresses an unmodified opinion on the adequacy and operating effectiveness of the Company's internal financial controls over financial reporting.
  - g) The provision of section 197 read with Schedule V of the Act are not applicable to the Company for the year ended March 31, 2023.



**SORAB S. ENGINEER & CO. (Regd.)**

- h) With respect to the other matters to be included in the Auditor's Report in accordance with Rule 11 of the Companies (Audit and Auditors) Rules, 2014, as amended in our opinion and to the best of our information and according to the explanations given to us:
- i. The Company has disclosed the impact of pending litigation which would affect its financial position in its financial statements;
  - ii. The Company did not have any long term contracts including derivatives contracts for which there were any material foreseeable losses;
  - iii. There have been no amounts required to be transferred to the Investor Education and Protection Fund by the Company.
  - iv.
    - (1) The management has represented that, to the best of its knowledge and belief, no funds have been advanced or loaned or invested (either from borrowed funds or share premium or any other sources or kind of funds) by the Company to or in any other person(s) or entity(ies), including foreign entities ("Intermediaries"), with the understanding, whether recorded in writing or otherwise, that the Intermediary shall, whether directly or indirectly lend or invest in other persons or entities identified in any manner whatsoever by or on behalf of the Company ("Ultimate Beneficiaries") or provide any guarantee, security or the like on behalf of the Ultimate Beneficiaries.
    - (2) The management has represented that, to the best of its knowledge and belief, no funds have been received by the Company from any person(s) or entity(ies), including foreign entities ("Funding Parties"), with the understanding, whether recorded in writing or otherwise, that the Company shall, directly or indirectly, lend or invest in other persons or entities identified in any manner whatsoever by or on behalf of the Funding Party ("Ultimate Beneficiaries") or provide any guarantee, security or the like on behalf of the Ultimate Beneficiaries; and
    - (3) Based on the audit procedures conducted by us, nothing has come to our notice that has caused us to believe that the representations under sub-clause (i) and (ii) contain any material misstatements.
  - v. According to the information and explanations provided to us, the Company has not declared any dividend during the year.
  - vi. As proviso to rule 3(1) of the Companies (Accounts) Rules, 2014 is applicable w.e.f. April 1, 2023, reporting under this clause is not applicable.

2. As required by the Companies (Auditor's Report) Order, 2020 ("the Order") issued by the Central Government in terms of Section 143(11) of the Act, we give in "Annexure B" a statement on the matters specified in paragraphs 3 and 4 of the Order.

For **Sorab S. Engineer & Co.**

Chartered Accountants

Firm's Registration No. 110417W



**CA. Chokshi Shreyas B.**

Partner

Membership No.100892

UDIN: 23100892BGQHIQ9536

Ahmedabad

May 1, 2023

**ANNEXURE "A" TO THE INDEPENDENT AUDITOR'S REPORT**

(Referred to in paragraph 1(f) under 'Report on Other Legal and Regulatory Requirements' section of our report to the Members of Arvind Envisol Limited of even date)

**Report on the Internal Financial Controls Over Financial Reporting under Clause (i) of Sub-section 3 of Section 143 of the Companies Act, 2013 ("the Act")**

We have audited the internal financial controls over financial reporting of **ARVIND ENVISOL LIMITED** ("the Company") as of March 31, 2023 in conjunction with our audit of the financial statements of the Company for the year ended on that date.

**Management's Responsibility for Internal Financial Controls**

The Board of Directors of the Company is responsible for establishing and maintaining internal financial controls based on the internal control over financial reporting criteria established by the Company considering the essential components of internal control stated in the Guidance Note on Audit of Internal Financial Controls Over Financial Reporting issued by the Institute of Chartered Accountants of India. These responsibilities include the design, implementation and maintenance of adequate internal financial controls that were operating effectively for ensuring the orderly and efficient conduct of its business, including adherence to respective company's policies, the safeguarding of its assets, the prevention and detection of frauds and errors, the accuracy and completeness of the accounting records, and the timely preparation of reliable financial information, as required under the Companies Act, 2013.

**Auditor's Responsibility**

Our responsibility is to express an opinion on the internal financial controls over financial reporting of the Company based on our audit. We conducted our audit in accordance with the Guidance Note on Audit of Internal Financial Controls Over Financial Reporting (the "Guidance Note") issued by the Institute of Chartered Accountants of India and the Standards on Auditing prescribed under Section 143(10) of the Companies Act, 2013, to the extent applicable to an audit of internal financial controls. Those Standards and the Guidance Note require that we comply with ethical requirements and plan and perform the audit to obtain reasonable assurance about whether adequate internal financial controls over financial reporting was established and maintained and if such controls operated effectively in all material respects.

Our audit involves performing procedures to obtain audit evidence about the adequacy of the internal financial controls system over financial reporting and their operating effectiveness. Our audit of internal financial controls over financial reporting included obtaining an understanding of internal financial controls over financial reporting, assessing the risk that a material weakness exists, and testing and evaluating the design and operating effectiveness of internal control based on the assessed risk. The procedures selected depend on the auditor's judgement, including the assessment of the risks of material misstatement of the financial statements, whether due to fraud or error.

We believe that the audit evidence we have obtained, is sufficient and appropriate to provide a basis for our audit opinion on the internal financial controls system over financial reporting of the Company.



**Meaning of Internal Financial Controls Over Financial Reporting**

A company's internal financial control over financial reporting is a process designed to provide reasonable assurance regarding the reliability of financial reporting and the preparation of financial statements for external purposes in accordance with generally accepted accounting principles. A company's internal financial control over financial reporting includes those policies and procedures that (1) pertain to the maintenance of records that, in reasonable detail, accurately and fairly reflect the transactions and dispositions of the assets of the company; (2) provide reasonable assurance that transactions are recorded as necessary to permit preparation of financial statements in accordance with generally accepted accounting principles, and that receipts and expenditures of the company are being made only in accordance with authorisations of management and directors of the company; and (3) provide reasonable assurance regarding prevention or timely detection of unauthorised acquisition, use, or disposition of the company's assets that could have a material effect on the financial statements.

**Limitations of Internal Financial Controls Over Financial Reporting**

Because of the inherent limitations of internal financial controls over financial reporting, including the possibility of collusion or improper management override of controls, material misstatements due to error or fraud may occur and not be detected. Also, projections of any evaluation of the internal financial controls over financial reporting to future periods are subject to the risk that the internal financial control over financial reporting may become inadequate because of changes in conditions, or that the degree of compliance with the policies or procedures may deteriorate.

**Opinion**

In our opinion, to the best of our information and according to the explanations given to us, the Company has, in all material respects, an adequate internal financial controls system over financial reporting and such internal financial controls over financial reporting were operating effectively as at March 31, 2023, based on the internal control over financial reporting criteria established by the Company considering the essential components of internal control stated in the Guidance Note on Audit of Internal Financial Controls Over Financial Reporting issued by the Institute of Chartered Accountants of India.

For **Sorab S. Engineer & Co.**  
Chartered Accountants  
Firm's Registration No. 110417W



**CA. Chokshi Shreyas B.**  
Partner  
Membership No.100892

Ahmedabad  
May 1, 2023

**ANNEXURE 'B' TO THE INDEPENDENT AUDITOR'S REPORT**

**(Referred to in paragraph 2 under 'Report on Other Legal and Regulatory Requirements' section of our report to the Members of Arvind Envisol Limited of even date)**

- i. In respect of the Company's Property, Plant and Equipment and Intangible Assets:
  - a) (A) The Company has maintained proper records showing full particulars, including quantitative details and situation of Property, Plant and Equipment.  
  
(B) The Company has maintained proper records showing full particulars of intangible assets.
  - b) The Company has a program of verification to cover all the items of Property, Plant and Equipment in a phased manner which, in our opinion, is reasonable having regard to the size of the Company and the nature of its assets. Pursuant to the program, certain Property, Plant and Equipment were physically verified by the management during the year. According to the information and explanations given to us, no material discrepancies were noticed on such verification.
  - c) According to the information and explanations given to us and the records examined by us the Company does not have any immovable properties (other than properties where the company is the lessee and the lease agreements are duly executed in favor of the lessee).
  - d) According to the information and explanations given to us and on the basis of our examination of the records of the Company, the Company has not revalued its Property, plant and equipment (including Right-of-use assets) or Intangible assets or both during the year.
  - e) According to the information and explanations given to us and on the basis of our examination of the records of the Company, there are no proceedings initiated or pending against the Company for holding any benami property under the Prohibition of Benami Property Transactions Act, 1988 and rules made thereunder.
- ii. In respect of the Company's Inventories:
  - a) As explained to us, physical verification of inventory has been conducted at reasonable intervals by the management and in our opinion the coverage and procedure of such verification is appropriate, and no material discrepancies were noticed on verification between the physical stocks and the book records which were 10% or more in the aggregate for each class of inventory.
  - b) According to the information and explanations given to us and on the basis of our examination of the records of the Company, the Company has been sanctioned working capital limits in excess of five crore rupees, in aggregate, from banks on the basis of security of current assets. In our opinion, the quarterly returns or statements filed by the Company with such banks are generally in agreement with the books of account of the Company and no material discrepancy has been noticed.
- iii. According to the information and explanations given to us and on the basis of our examination of the records of the Company, the Company has not made any investments, provided guarantee or security or granted any advances in the nature of loans, secured or unsecured, to companies, firms, limited liability partnerships or any other parties during the year. The Company has granted loan to one company during the year, details of the loan is stated in sub-clause (a) below. The

## SORAB S. ENGINEER & CO. (Regd.)

Company has not granted any loans, secured or unsecured, to firms, limited liability partnerships or any other parties during the year.

- a) Based on the audit procedures carried on by us and as per the information and explanations given to us, the Company has granted loans to related party as below:

Particulars	(Rs. in Lacs)
<b>Aggregate Amount of loans granted during the year</b>	
-Fellow Subsidiary	3,600.00
<b>Balance as on March 31, 2023 in respect of above</b>	
-Fellow Subsidiary	3,600.00

- b) According to the information and explanations given to us and based on the audit procedures conducted by us, we are of the opinion that the terms and conditions of the loans given are, prima facie, not prejudicial to the interest of the Company.
- c) According to the information and explanations given to us and on the basis of our examination of the records of the Company, the Company has granted loans are payable on demand. In our opinion, the repayments of principal amounts (when demanded) and receipts of interest are regular.
- d) According to the information and explanations given to us and on the basis of our examination of the records of the Company, there is no overdue amount for more than ninety days in respect of loans given.
- e) According to the information and explanations given to us and on the basis of our examination of the records of the Company, there is no loan given falling due during the year, which has been renewed or extended or fresh loans given to settle the overdues of existing loans given to the same party.
- f) Following are the particulars of loans granted which are repayable on demand:

	All Parties (Rs. In Lacs)	Related Parties (Rs. In Lacs)
Aggregate amount of loans	3,600.00	3,600.00
Percentage of loans to the total loans	100%	100%

- iv. According to the information and explanations given to us and on the basis of our examination of the records, the Company has not given any loans, or provided any guarantee or security as specified under Section 185 of the Companies Act, 2013 and the Company has not made investments or provided any guarantee or security as specified under Section 186 of the Companies Act, 2013. Further, the Company has complied with the provisions of Section 186 of the Companies Act, 2013 in relation to loans given.
- v. In our opinion and according to the information and explanations given to us, the Company has not accepted any deposits from the public within the meaning of Sections 73 to 76 or any other relevant provisions of the Act and rules framed thereunder. No order has been passed by the Company Law Board or National Company Law Tribunal or Reserve Bank of India or any Court or any other Tribunal.



## SORAB S. ENGINEER & CO. (Regd.)

- vi. We have broadly reviewed the cost records maintained by the Company as specified by the Central Government under sub-section (1) of Section 148 of the Companies Act, 2013, and are of the opinion that, prima facie, the prescribed cost records have been made and maintained. We have, however, not made a detailed examination of the cost records with a view to determine whether they are accurate or complete.
- vii. According to the information and explanations given to us, in respect of statutory dues:
- a) The Company is regular in depositing with appropriate authorities undisputed statutory dues including Income Tax, Goods and Service Tax, Cess and other material statutory dues applicable to it.

According to the information and explanations given to us, no undisputed amounts payable in respect of outstanding statutory dues were in arrears as at March 31, 2023 for a period of more than six months from the date they became payable except as stated below:-Pending

Statutory Due	Rs. In Lacs
Professional Tax	2.81
Tax Collected at Source	0.12

- b) Details of Income Tax, Excise Duty, Custom Duty, Service Tax, Sales Tax and Value Added Tax dues which have not been deposited as on March 31, 2023 on account of disputes are given below:-

Name of Statute	Nature of Dues	Amount involved and unpaid (Rs. in Lacs)	Period to which the amount relates	Forum where dispute is pending
Ministry of Revenue, Ethiopia	Income Tax	424.90	2018-19	Supreme Court
	Value Added Tax	140.35	2018-19	Supreme Court

- viii. According to the information and explanations given to us and on the basis of our examination of the records of the Company, the Company has not surrendered or disclosed any transactions, previously unrecorded as income in the books of account, in the tax assessments under the Income-tax Act, 1961 as income during the year.
- ix. In our opinion and according to the information and explanations given to us, in respect of the Borrowings:
- a) The Company has not defaulted in repayment of loans or other borrowings or in the payment of interest thereon to any lender.
- b) The Company is not a declared willful defaulter by any bank or financial institution or other lender.
- c) The Company has applied the term loans for the purpose for which the loans were obtained.
- d) The Company has not utilized funds raised on short term basis for long term purposes during the year.

**SORAB S. ENGINEER & CO. (Regd.)**

- e) The Company has not taken any funds from any entity or person on account of or to meet the obligations of its subsidiaries, associates or joint ventures.
- f) The Company has not raised loans during the year on the pledge of securities held in its subsidiaries, joint ventures or associate companies.
- x. In our opinion and according to the information and explanations given to us, the Company has not raised funds by way of initial public offer or further public offer (including debt instruments) or preferential allotment or private placement of shares or convertible debentures (fully, partially or optionally convertible during the year. Consequently, the requirements of clause (x) of paragraph 3 of the order are not applicable.
- xi. In respect of fraud by the Company or on the Company:
  - a) Based on examination of the books and records of the Company and according to the information and explanations given to us, considering the principles of materiality outlined in Standards on Auditing, we report that no fraud by the Company or on the Company has been noticed or reported during the course of the audit.
  - b) According to the information and explanations given to us, no report under sub-section (12) of Section 143 of the Companies Act, 2013 has been filed by the auditors in Form ADT-4 as prescribed under Rule 13 of Companies (Audit and Auditors) Rules, 2014 with the Central Government.
  - c) There have been no whistle-blower complaints received during the year by the company.
- xii. According to the information and explanations given to us, the Company is not a Nidhi Company. Accordingly, clause 3(xii) of the Order is not applicable.
- xiii. In our opinion and according to the information and explanations given to us, the transactions with related parties are in compliance with Sections 177 and 188 of the Companies Act, 2013, where applicable, and the details of the related party transactions have been disclosed in the financial statements as required by the applicable Indian Accounting Standards.
- xiv. (a) In our opinion the Company has an adequate internal audit system commensurate with the size and the nature of its business.  
  
(b) We have considered, the internal audit reports issued to the Company during the year and covering the period upto March 2023.
- xv. In our opinion and according to the information and explanations given to us, the Company has not entered into any non-cash transactions with its directors or persons connected to its directors and hence, provisions of Section 192 of the Companies Act, 2013 are not applicable to the Company.
- xvi. (a) The Company is not required to be registered under Section 45-IA of the Reserve Bank of India Act, 1934. Accordingly, clause 3(xvi)(a) and (b) of the Order are not applicable.



Arvind Envisol Limited  
Balance Sheet as at March 31, 2023

Particulars	Notes	Rs. In Lacs	
		As at March 31, 2023	As at March 31, 2022
<b>ASSETS</b>			
<b>I. Non-current assets</b>			
(a) Property, plant and equipment	5	1,258.27	1222.43
(b) Capital work-in-progress	5	7.21	0.45
(c) Intangible assets	6	25.82	22.48
(d) Intangible assets under development	6	8.64	7.22
(e) Financial assets			
(i) Investments	7 (a)	-	60.09
(ii) Other financial assets	7 (f)	68.57	202.75
(f) Deferred tax assets (net)	25	1,279.19	119.53
(g) Other non-current assets	8	13.96	16.35
<b>Total non-current assets</b>		<b>2,661.66</b>	<b>1651.30</b>
<b>II. Current assets</b>			
(a) Inventories	9	3,345.99	2538.08
(b) Financial assets			
(i) Trade receivables	7 (b)	6,775.22	10557.07
(ii) Cash and cash equivalents	7 (d)	1,336.29	599.76
(iii) Bank balance other than (ii) above	7 (e)	60.95	64.79
(iv) Loans	7 (c)	3,600.00	0.00
(v) Others financial assets	7 (f)	301.85	2205.29
(c) Current tax assets (net)	10	392.87	837.66
(d) Other current assets	8	1,168.71	1228.57
<b>Total current assets</b>		<b>16,981.88</b>	<b>18031.22</b>
<b>Total Assets</b>		<b>19,643.54</b>	<b>19682.52</b>
<b>EQUITY AND LIABILITIES</b>			
<b>Equity</b>			
Equity share capital	11	21.00	21.00
Other equity	12	7,269.39	10424.59
<b>Total equity</b>		<b>7,290.39</b>	<b>10445.59</b>
<b>LIABILITIES</b>			
<b>I. Non-current liabilities</b>			
(a) Financial liabilities			
(i) Lease Liabilities	33	306.95	352.63
(b) Long-term provisions	14	51.42	58.76
<b>Total non-current liabilities</b>		<b>358.37</b>	<b>411.39</b>
<b>II. Current liabilities</b>			
(a) Financial liabilities			
(i) Borrowings	13 (a)	635.40	682.26
(ii) Lease Liabilities	33	45.69	36.89
(iii) Trade payables	13 (b)		
a) Total outstanding dues of micro enterprises and small enterprises		262.45	262.31
b) Total outstanding dues of creditors other than micro enterprises and small enterprises		6,180.60	5956.33
(iv) Other financial liabilities	13 (c)	3,572.34	1330.75
(b) Other current liabilities	15	1,280.70	544.76
(c) Short-term provisions	14	17.60	12.24
<b>Total current liabilities</b>		<b>11,994.78</b>	<b>8825.54</b>
<b>Total Equity and Liabilities</b>		<b>19,643.54</b>	<b>19682.52</b>

See accompanying notes forming part of the Financial Statements

As per our report of even date  
For **Sorab S. Engineer & Co.**  
Chartered Accountants  
Firm Registration No. 110417W

**CA. Chokshi Shreyas B.**  
Partner  
Membership No. 100892

Place : Ahmedabad  
Date : May 1, 2023

For and on behalf of the board of directors of  
**Arvind Envisol Limited**

**Dinesh J Yadav**  
Director  
DIN:05125502

Place : Ahmedabad  
Date : May 1, 2023

**Jayesh Shah**  
Director  
DIN:00008349

**Arvind Envisol Limited**  
**Statement of Profit and Loss for the year ended March 31, 2023**

Rs. In Lacs

Particulars	Notes	Year ended March 31, 2023	Year ended March 31, 2022
<b>I. Income</b>			
Revenue from operations	16		
Sale of Products		21,483.30	18,203.08
Sale of Services		5,322.93	4,405.95
Operating Income		323.73	368.78
<b>Revenue from operations</b>		<b>27,129.96</b>	<b>22,977.81</b>
Other income	17	336.33	215.23
<b>Total income (I)</b>		<b>27,466.29</b>	<b>23,193.04</b>
<b>II. Expenses</b>			
Cost of raw materials consumed	18	663.31	462.58
Purchases of stock-in-trade	19	16,543.25	14,331.84
Changes in inventories of stock-in-trade and finished goods	20	(424.63)	(273.29)
Project Expenses	-	5,161.68	4,216.41
Employee benefits expense	21	1,956.42	2,065.09
Finance costs	22	119.11	468.90
Depreciation and amortisation expense	23	130.94	247.60
Other expenses	24	2,385.73	2,075.90
<b>Total expenses (II)</b>		<b>26,535.81</b>	<b>23,595.03</b>
<b>III. Profit/(Loss) before exceptional items and tax (I-II)</b>		<b>930.48</b>	<b>(401.99)</b>
<b>IV. Exceptional items</b>	24-A	(5,050.87)	(150.55)
<b>V. Profit/(Loss) before tax (III-IV)</b>		<b>(4,120.39)</b>	<b>(552.54)</b>
<b>VI. Tax expense</b>			
Current tax	25	194.24	20.64
Deferred Tax charge / (credit)	25	(1159.60)	(136.26)
<b>Total tax expense</b>		<b>(965.36)</b>	<b>(115.62)</b>
<b>VII. Profit/(Loss) for the year (V-VI)</b>		<b>(3,155.03)</b>	<b>(436.92)</b>
<b>VIII. Other comprehensive income</b>			
<b>A. Items that will not be reclassified to profit or loss in subsequent periods:</b>			
Re-measurement gains / (losses) on defined benefit plans	12	(0.23)	7.94
Income tax effect	25	0.06	(2.00)
<b>Net other comprehensive income/(loss) not to be reclassified to profit or loss in subsequent periods (A)</b>		<b>(0.17)</b>	<b>5.94</b>
<b>Total other comprehensive income/(loss) for the year, net of tax (A)</b>		<b>(0.17)</b>	<b>5.94</b>
<b>IX. Total comprehensive income/(loss) for the year, net of tax (VII+VIII)</b>		<b>(3,155.20)</b>	<b>(430.98)</b>
<b>X. Earning per equity share</b>			
Basic/Diluted - Rs.	32	(1,502.40)	(208.06)

See accompanying notes forming part of the Financial Statements

As per our report of even date  
For **Sorab S. Engineer & Co.**  
Chartered Accountants  
Firm Registration No. 110417W

**CA. Chokshi Shreyas B.**  
Partner  
Membership No. 100892

For and on behalf of the board of directors of  
**Arvind Envisol Limited**

**Dinesh J Yadav**  
Director  
DIN:05125502

**Jayesh Shah**  
Director  
DIN:00008349

Place : Ahmedabad  
Date : May 1, 2023

Place : Ahmedabad  
Date : May 1, 2023

Arvind Envisol Limited  
Statement of Cash Flows for the year ended March 31, 2023

Particulars	Rs. In Lacs	
	Year ended March 31, 2023	Year ended March 31, 2022
<b>A Cash Flow from Operating activities</b>		
Profit/(Loss) before tax	(4,120.39)	(552.54)
Adjustments to reconcile profit before tax to net cash flows:		
Depreciation/Amortization	130.94	247.60
Interest Income	(1.78)	(183.45)
Finance Cost	119.11	468.90
Sundry Debits Written Off (Net)	309.02	81.26
Allowance for doubtful debts	775.81	44.62
Sundry Credit Balances appropriated (Net)	(13.60)	(19.86)
Loss on Sale of Property, Plant & Equipment / Intangible assets	43.03	17.28
Intangible under Development written off	1.64	
Provision for Impairment on Investments	15.64	150.55
Exchange Difference (Gain) / Loss	(245.76)	528.14
<b>Operating Profit before Working Capital Changes</b>	<b>(2,986.34)</b>	<b>782.50</b>
Working Capital Changes:		
Changes in Inventories	(807.91)	(846.73)
Changes in trade payables	238.01	2,984.62
Changes in other liabilities	735.94	(189.41)
Changes in other financial liabilities	2,194.22	186.91
Changes in provisions	(2.21)	(1.23)
Changes in trade receivables	2,697.02	267.95
Changes in other assets	62.25	(146.46)
Changes in other financial assets	1,740.32	(124.42)
<b>Net Changes in Working Capital</b>	<b>6,857.64</b>	<b>2,131.23</b>
<b>Cash Generated from Operations</b>	<b>3,871.30</b>	<b>2,913.73</b>
Direct Taxes paid (Net of Income Tax refund)	250.55	(192.92)
<b>Net Cash from / (used in) Operating Activities</b>	<b>4,121.85</b>	<b>2,720.81</b>
<b>B Cash Flow from Investing Activities</b>		
Purchase of Property, Plant & Equipment / Intangible assets	(243.01)	(107.60)
Proceeds from Property, Plant & Equipment	20.04	2.07
Changes in Loans given	(3,600.00)	3,812.74
Changes in Long term Investments	44.45	-
Changes in other bank balances not considered as cash and cash equivalents	3.84	125.67
Changes in Non current bank balances	134.68	(165.88)
Interest Income	164.40	120.56
<b>Net cash flow from/ (used in) Investing Activities</b>	<b>(3,475.60)</b>	<b>3,787.56</b>
<b>C Cash Flow from Financing Activities</b>		
Changes in long term Borrowings	-	(11.59)
Changes in short term borrowings	198.90	(5,815.53)
Principal repayment of Lease Liability	(68.71)	(65.93)
Finance Cost Paid	(39.91)	(421.73)
<b>Net Cash flow from/ (used in) Financing Activities</b>	<b>90.28</b>	<b>(6,314.78)</b>
<b>Net Increase/(Decrease) in cash &amp; cash equivalents</b>	<b>736.53</b>	<b>193.59</b>
Cash & Cash equivalent at the beginning of the year	599.76	406.17
Cash & Cash equivalent at the end of the year	1,336.29	599.76

Figures in brackets indicate outflows.

Particulars	Rs. In Lacs	
	Year ended March 31, 2023	Year ended March 31, 2022
<b>Cash and cash equivalents comprise of:</b>		
Cash on Hand	4.27	6.47
Balances with Banks	1,332.02	593.29
<b>Cash and cash equivalents as per Balance Sheet (Note 7d)</b>	<b>1,336.29</b>	<b>599.76</b>
Less: Book Overdraft	-	-
<b>Cash and cash equivalents</b>	<b>1,336.29</b>	<b>599.76</b>

**Arvind Envisol Limited****Statement of Cash Flows for the year ended March 31, 2023**

Disclosure under Para 44A as set out in Ind AS 7 on cash flow statements under Companies (Indian Accounting Standards) Rules, 2015 (as amended)

Particulars of liabilities arising from financing activity	Note No.	As at April 1, 2022	Net cash flows	Non Cash Changes		As at March 31, 2023
				Effect of change in Foreign Currency Rates	Other Changes	
<b>Borrowings:</b>						
Short term borrowings	13 (a)	682.26	198.90	(245.76)	-	635.40
Interest accrued on borrowings	13 (c)	13.55	(13.55)	-	60.92	60.92
<b>Total</b>		<b>695.81</b>	<b>185.35</b>	<b>(245.76)</b>	<b>60.92</b>	<b>696.32</b>

Particulars of liabilities arising from financing activity	Note No.	As at April 1, 2021	Net cash flows	Non Cash Changes		As at March 31, 2022
				Effect of change in Foreign Currency Rates	Other Changes	
<b>Borrowings:</b>						
Long term borrowings	13 (a)	11.59	(11.59)	-	-	-
Short term borrowings	13 (a)	5,969.65	(5,815.53)	528.14	-	682.26
Interest accrued on borrowings	13 (c)	0.99	(0.99)	-	13.55	13.55
<b>Total</b>		<b>5,982.23</b>	<b>(5,828.11)</b>	<b>528.14</b>	<b>13.55</b>	<b>695.81</b>

**Notes:**

- 1) The cash flow statement has been prepared under the indirect method as set out in Indian Accounting Standard (Ind AS 7) statement of cash flows.

As per our report of even date  
For **Sorab S. Engineer & Co.**  
Chartered Accountants  
Firm Registration No. 110417W



**CA. Chokshi Shreyas B.**  
Partner  
Membership No. 100892

For and on behalf of the board of directors of  
**Arvind Envisol Limited**



**Dinesh J Yadav**  
Director  
DIN:05125502



**Jayesh Shah**  
Director  
DIN:00008349

Place : Ahmedabad  
Date: May 1, 2023

Place : Ahmedabad  
Date: May 1, 2023

Arvind Envisol Limited  
Statement of Changes in Equity


A. Equity share capital

Balance	Rs. In Lacs Note 11
As at April 1, 2021	21.00
Add : Issue of Equity Share capital	-
As at March 31, 2022	21.00
Add : Issue of Equity Share capital	-
As at March 31, 2023	21.00


B. Other equity

Particulars	Attributable to the equity holders Reserves and Surplus					Total equity
	Capital Reserve	General Reserve	Amalgamation Reserve	Securities Premium	Retained Earnings	
	Note 12	Note 12	Note 12	Note 12	Note 12	
<b>Balance as at April 1, 2021</b>	<b>49.65</b>	<b>1.00</b>	<b>34.17</b>	<b>784.00</b>	<b>9,986.75</b>	<b>10,855.57</b>
Profit for the year	-	-	-	-	(436.92)	(436.92)
Other comprehensive income for the year	-	-	-	-	5.94	5.94
Total Comprehensive income for the year	49.65	1.00	34.17	784.00	9,555.77	10,424.59
<b>Balance as at March 31, 2022</b>	<b>49.65</b>	<b>1.00</b>	<b>34.17</b>	<b>784.00</b>	<b>9,555.77</b>	<b>10,424.59</b>
<b>Balance as at April 1, 2022</b>	<b>49.65</b>	<b>1.00</b>	<b>34.17</b>	<b>784.00</b>	<b>9,555.77</b>	<b>10,424.59</b>
Profit/(Loss) for the year	-	-	-	-	(3,155.03)	(3,155.03)
Other comprehensive income for the year	-	-	-	-	(0.17)	(0.17)
Total Comprehensive income for the year	49.65	1.00	34.17	784.00	6,400.57	7,269.39
<b>Balance as at March 31, 2023</b>	<b>49.65</b>	<b>1.00</b>	<b>34.17</b>	<b>784.00</b>	<b>6,400.57</b>	<b>7,269.39</b>

As per our report of even date  
For **Sorab S. Engineer & Co.**  
Chartered Accountants  
Firm Registration No. 110417W

  
**CA. Chokshi Shreyas B.**  
Partner  
Membership No. 100892

For and on behalf of the board of directors of  
**Arvind Envisol Limited**

  
**Dinesh J Yadav**  
Director  
DIN:05125502

  
**Jayesh Shah**  
Director  
DIN:00008349

Place : Ahmedabad  
Date: May 1, 2023

Place : Ahmedabad  
Date: May 1, 2023

## **NOTES TO THE FINANCIAL STATEMENTS**

### **1. Corporate Information**

Arvind Envisol Limited ("the Company") is a company incorporated in India under the provisions of the Companies Act, 1956 and has its registered office at Arvind Limited Premises, Naroda Road, Ahmedabad – 380025 having CIN U29100GJ2008PLC053226. The Company is engaged into waste and other water related businesses like undertaking operation and maintenance contracts and trading in water treatment items like membranes and chemicals etc.

Over a decade of our existence, we have gained expertise in EPC contracts, O&M and trading in water treatment segment. We intend to continue our operations in foreseeable future, at least for the next five years.

The Company's Financial Statements were approved by Board of Directors in the meeting held on May 1, 2023.

### **2. Statement of Compliance and Basis of Preparation**

#### **2.1 Basis of Preparation and Presentation and Statement of Compliance**

The Financial Statements have been prepared on a historical cost convention on the accrual basis except for the certain financial assets and liabilities measured at fair value, the provisions of the Companies Act, 2013 to the extent notified ("the Act").

Accounting policies were consistently applied except where a newly issued accounting standard is initially adopted or a revision to an existing accounting standards requires a change in the accounting policy hitherto in use.

The Financial Statements comprising of Balance Sheet, Statement of Profit and Loss including other comprehensive income, Statement of Changes in Equity and Statement of Cash Flows as at March 31, 2023 have been prepared in accordance with Indian Accounting Standards (Ind AS) prescribed under section 133 of the Companies Act, 2013 read with rule 3 of the Companies (Indian Accounting Standards) Rules, 2015 (as amended from time to time) and presentation requirements of Division II of amended schedule III of the Companies Act, 2013 (Ind AS compliant schedule III) as applicable to financial statement.

#### **2.2 Rounding of Amount**

The Financials Statement are prepared in Rs. In Lacs and all the values are rounded to nearest Lacs as per the requirement of amended Schedule III, except when otherwise indicated. Figures less than Rs. 500 which are required to be shown separately, have been shown in actual brackets.

### **3. Summary of Significant Accounting Policies**

The following are the significant accounting policies applied by the Company in preparing its Financial Statements consistently to all the periods presented:

#### **3.1. Current versus non-current classification**



The Company presents assets and liabilities in the Balance Sheet based on current/non-current classification.

An asset is current when it is:

- Expected to be realised or intended to be sold or consumed in the normal operating cycle;
- Held primarily for the purpose of trading;
- Expected to be realised within twelve months after the reporting period; or
- Cash or cash equivalent unless restricted from being exchanged or used to settle a liability for at least twelve months after the reporting period.

All other assets are classified as non-current.

A liability is current when:

- It is expected to be settled in the normal operating cycle;
- It is held primarily for the purpose of trading;
- It is due to be settled within twelve months after the reporting period; or
- There is no unconditional right to defer the settlement of the liability for at least twelve months after the reporting period.

The Company classifies all other liabilities as non-current.

Deferred tax assets and liabilities are classified as non-current assets and liabilities.

### **Operating cycle**

Operating cycle of the Company is the time between the acquisition of assets for processing and their realisation in cash or cash equivalents. As the Company's normal operating cycle is not clearly identifiable, it is assumed to be twelve months.

### **3.2. Use of estimates and judgements**

The estimates and judgements used in the preparation of the financial statements are continuously evaluated by the Company and are based on historical experience and various other assumptions and factors (including expectations of future events) that the Company believes to be reasonable under the existing circumstances. Difference between actual results and estimates are recognised in the period in which the results are known / materialised.

The said estimates are based on the facts and events, that existed as at the reporting date, or that occurred after that date but provide additional evidence about conditions existing as at the reporting date.

### **3.3. Business combinations and goodwill**

Business combinations are accounted for using the acquisition method. The cost of an acquisition is measured as the aggregate of the consideration transferred measured at acquisition date fair value and the amount of any non-controlling interests in the acquiree. For each business combination, the Company elects whether to measure the non-controlling



interests in the acquiree at fair value or at the proportionate share of the acquiree's identifiable net assets.

### **Business Combination under Common Control**

A business combination involving entities or businesses under common control is a business combination in which all of the combining entities or businesses are ultimately controlled by the same party or parties both before and after the business combination and the control is not transitory. The transactions between entities under common control are specifically covered by Ind AS 103. Such transactions are accounted for using the pooling-of-interest method. The assets and liabilities of the acquired entity are recognised at their carrying amounts of the parent entity's Financial Statements with the exception of certain income tax and deferred tax assets. No adjustments are made to reflect fair values, or recognise any new assets or liabilities. The only adjustments that are made are to harmonise accounting policies. The components of equity of the acquired companies are added to the same components within the Company's equity. The difference, if any, between the amounts recorded as share capital issued plus any additional consideration in the form of cash or other assets and the amount of share capital of the transferor is transferred to other equity and is presented separately from other capital reserves. The Company's shares issued in consideration for the acquired companies are recognized from the moment the acquired companies are included in these financial statements and the financial statements of the commonly controlled entities would be combined, retrospectively, as if the transaction had occurred at the beginning of the earliest reporting period presented.

Acquisition-related costs are expensed as incurred.

At the acquisition date, the identifiable assets acquired and the liabilities assumed are recognised at their acquisition date fair values. For this purpose, the liabilities assumed include contingent liabilities representing present obligation and they are measured at their acquisition fair values irrespective of the fact that outflow of resources embodying economic benefits is not probable. However, the following assets and liabilities acquired in a business combination are measured at the basis indicated below:

- Deferred tax assets or liabilities, the assets or liabilities related to employee benefit arrangements and related to leases are recognised and measured in accordance with Ind AS 12 Income Tax, Ind AS 19 Employee Benefits and Ind AS 116 Leases respectively.
- Liabilities or equity instruments related to share based payment arrangements of the acquiree or share – based payments arrangements of the Company entered into to replace share-based payment arrangements of the acquiree are measured in accordance with Ind AS 102 Share-based Payments at the acquisition date.
- Assets (or disposal Companies) that are classified as held for sale in accordance with Ind AS 105 Non-current Assets Held for Sale and Discontinued Operations are measured in accordance with that standard.
- Reacquired rights are measured at a value determined on the basis of the remaining contractual term of the related contract. Such valuation does not consider potential renewal of the reacquired right.

When the Company acquires a business, it assesses the financial assets and liabilities assumed for appropriate classification and designation in accordance with the contractual terms, economic circumstances and pertinent conditions as at the acquisition date. This includes the separation of embedded derivatives in host contracts by the acquiree.

If the business combination is achieved in stages, any previously held equity interest is re-measured at its acquisition date fair value and any resulting gain or loss is recognised in profit or loss or OCI, as appropriate.

Any contingent consideration to be transferred by the acquirer is recognised at fair value at the acquisition date. Contingent consideration classified as an asset or liability that is a financial instrument and within the scope of Ind AS 109 Financial Instruments, is measured at fair value with changes in fair value recognised in profit or loss. If the contingent consideration is not within the scope of Ind AS 109, it is measured in accordance with the appropriate Ind AS. Contingent consideration that is classified as equity is not re-measured at subsequent reporting dates and subsequent its settlement is accounted for within equity.

Goodwill is initially measured at cost, being the excess of the aggregate of the consideration transferred and the amount recognised for non-controlling interests, and any previous interest held, over the net identifiable assets acquired and liabilities assumed. If the fair value of the net assets acquired is in excess of the aggregate consideration transferred, the Company re-assesses whether it has correctly identified all of the assets acquired and all of the liabilities assumed and reviews the procedures used to measure the amounts to be recognised at the acquisition date. If the reassessment still results in an excess of the fair value of net assets acquired over the aggregate consideration transferred, then the gain is recognised in OCI and accumulated in equity as capital reserve. However, if there is no clear evidence of bargain purchase, the entity recognises the gain directly in equity as capital reserve, without routing the same through OCI.

After initial recognition, goodwill is measured at cost less any accumulated impairment losses. For the purpose of impairment testing, goodwill acquired in a business combination is, from the acquisition date, allocated to each of the Company's cash-generating units that are expected to benefit from the combination, irrespective of whether other assets or liabilities of the acquiree are assigned to those units.

A cash generating unit to which goodwill has been allocated is tested for impairment annually, or more frequently when there is an indication that the unit may be impaired. If the recoverable amount of the cash generating unit is less than its carrying amount, the impairment loss is allocated first to reduce the carrying amount of any goodwill allocated to the unit and then to the other assets of the unit pro rata based on the carrying amount of each asset in the unit. Any impairment loss for goodwill is recognised in profit or loss. An impairment loss recognised for goodwill is not reversed in subsequent periods.

Where goodwill has been allocated to a cash-generating unit and part of the operation within that unit is disposed of, the goodwill associated with the disposed operation is included in the carrying amount of the operation when determining the gain or loss on disposal. Goodwill disposed in these circumstances is measured based on the relative values of the disposed operation and the portion of the cash-generating unit retained.



If the initial accounting for a business combination is incomplete by the end of the reporting period in which the combination occurs, the Company reports provisional amounts for the items for which the accounting is incomplete. Those provisional amounts are adjusted through goodwill during the measurement period, or additional assets or liabilities are recognised, to reflect new information obtained about facts and circumstances that existed at the acquisition date that, if known, would have affected the amounts recognized at that date. These adjustments are called as measurement period adjustments. The measurement period does not exceed one year from the acquisition date.

### **3.4. Foreign currencies**

The Company's financial statements are presented in INR, which is also the Company's functional and presentation currency.

#### **Transactions and balances**

Transactions in foreign currencies are initially recorded by the Company's functional currency spot rates at the date the transaction first qualifies for recognition.

Monetary assets and liabilities denominated in foreign currencies are translated at the functional currency spot rates of exchange at the reporting date. Differences arising on settlement of such transaction and on translation of monetary assets and liabilities denominated in foreign currencies at year end exchange rate are recognised in profit or loss. They are deferred in equity if they relate to qualifying cash flow hedges.

Non-monetary items that are measured in terms of historical cost in a foreign currency are translated using the exchange rates at the dates of the initial transactions. Non-monetary items measured at fair value in a foreign currency are translated using the exchange rates at the date when the fair value is determined. The gain or loss arising on translation of non-monetary items measured at fair value is treated in line with the recognition of the gain or loss on the change in fair value of the item (i.e., translation differences on items whose fair value gain or loss is recognised in OCI or profit or loss are also recognised in OCI or profit or loss, respectively).

### **3.5. Fair value measurement**

The Company measures financial instruments such as derivatives at fair value at the end of each reporting period.

Fair value is the price that would be received to sell an asset or paid to transfer a liability in an orderly transaction between market participants at the measurement date. The fair value measurement is based on the presumption that the transaction to sell the asset or transfer the liability takes place either:

- In the principal market for the asset or liability
- Or
- In the absence of a principal market, in the most advantageous market for the asset or liability.

The principal or the most advantageous market must be accessible by the Company.

The fair value of an asset or a liability is measured using the assumptions that market participants would use when pricing the asset or liability, assuming that market participants act in their economic best interest.

A fair value measurement of a non-financial asset takes into account a market participant's ability to generate economic benefits by using the asset in its highest and best use or by selling it to another market participant that would use the asset in its highest and best use. The Company uses valuation techniques that are appropriate in the circumstances and for which sufficient data are available to measure fair value, maximising the use of relevant observable inputs and minimising the use of unobservable inputs.

All assets and liabilities for which fair value is measured or disclosed in the financial statements are categorised within the fair value hierarchy, described as follows, based on the lowest level input that is significant to the fair value measurement as a whole:

- Level 1 — Quoted (unadjusted) market prices in active markets for identical assets or liabilities.
- Level 2 — Valuation techniques for which the lowest level input that is significant to the fair value measurement is directly or indirectly observable.
- Level 3 — Valuation techniques for which the lowest level input that is significant to the fair value measurement is unobservable.

For assets and liabilities that are recognised in the financial statements on a recurring basis, the Company determines whether transfers have occurred between levels in the hierarchy by re-assessing categorisation (based on the lowest level input that is significant to the fair value measurement as a whole) at the end of each reporting period.

The Company's management determines the policies and procedures for both recurring fair value measurement, such as derivative instruments and for non-recurring measurement, such as asset held for sale.

External valuers are involved for valuation of significant assets, such as properties. Involvement of external valuers is decided upon annually by the management after discussion with and approval by the Company's Audit Committee. Selection criteria include market knowledge, reputation, independence and whether professional standards are maintained. Management decides, after discussions with the Company's external valuers, which valuation techniques and inputs to use for each case.

At each reporting date, management analyses the movements in the values of assets and liabilities which are required to be re-measured or re-assessed as per the Company's accounting policies. For this analysis, management verifies the major inputs applied in the latest valuation by agreeing the information in the valuation computation to contracts and other relevant documents.

Management, in conjunction with the Company's external valuers, also compares the change in the fair value of each asset and liability with relevant external sources to determine whether the change is reasonable on yearly basis.

For the purpose of fair value disclosures, the Company has determined classes of assets and liabilities on the basis of the nature, characteristics and risks of the asset or liability and the level of the fair value hierarchy, as explained above.

This note summarises accounting policy for fair value. Other fair value related disclosures are given in the relevant notes

- Significant accounting judgements, estimates and assumptions
- Quantitative disclosures of fair value measurement hierarchy
- Property, plant and equipment & Intangible assets measured at fair value on the date of transition
- Financial instruments (including those carried at amortised cost)

### **3.6. Property, plant and equipment**

Property, plant and equipment is stated at cost, net of accumulated depreciation and accumulated impairment losses, if any. Such cost includes the cost of replacing part of the plant and equipment and borrowing costs for long-term construction projects if the recognition criteria are met. When significant parts of Property, plant and equipment are required to be replaced at intervals, the Company recognises such parts as individual assets with specific useful lives and depreciates them accordingly. Likewise, when a major inspection is performed, its cost is recognised in the carrying amount of the plant and equipment as a replacement if the recognition criteria are satisfied. All other repair and maintenance costs are recognised in profit or loss as incurred. The present value of the expected cost for the decommissioning of an asset after its use is included in the cost of the respective asset if the recognition criteria for a provision are met.

Borrowing cost relating to acquisition / construction of fixed assets which take substantial period of time to get ready for its intended use are also included to the extent they relate to the period till such assets are ready to be put to use.

Capital work-in-progress comprises cost of fixed assets that are not yet installed and ready for their intended use at the balance sheet date.

#### **Derecognition**

An item of property, plant and equipment is derecognised upon disposal or when no future economic benefits are expected from its use or disposal. Any gain or loss arising on derecognition of the asset (calculated as the difference between the net disposal proceeds and the carrying amount of the asset) is included in the Statement of Profit and Loss when the asset is derecognised.

#### **Depreciation**

Depreciation on property, plant and equipment is provided so as to write off the cost of assets less residual values over their useful lives of the assets, using the straight line method as prescribed under Part C of Schedule II to the Companies Act 2013.

When parts of an item of property, plant and equipment have different useful life, they are accounted for as separate items (Major Components) and are depreciated over their useful life or over the remaining useful life of the principal assets whichever is less. Depreciation for assets purchased/sold during a period is proportionately charged for the period of use.

The residual values, useful lives and methods of depreciation of property, plant and equipment are reviewed at each financial year end and adjusted prospectively, if appropriate.

### 3.7. Leases

The Company's lease asset classes primarily consist of leases for buildings. The Company assesses whether a contract contains a lease, at inception of a contract. A contract is, or contains, a lease if the contract conveys the right to control the use of an identified asset for a period of time in exchange for consideration. To assess whether a contract conveys the right to control the use of an identified asset, the Company assesses whether: (1) the contract involves the use of an identified asset (2) the Company has substantially all of the economic benefits from use of the asset through the period of the lease and (3) the Company has the right to direct the use of the asset.

At the date of commencement of the lease, the Company recognizes a right-of-use asset (ROU) and a corresponding lease liability for all lease arrangements in which it is a lessee, except for leases with a term of twelve months or less (short-term leases) and low value leases. For these short-term and low value leases, the Company recognizes the lease payments as an operating expense on a straight-line basis over the term of the lease.

Certain lease arrangements includes the options to extend or terminate the lease before the end of the lease term. ROU assets and lease liabilities includes these options when it is reasonably certain that they will be exercised. The right-of-use assets are initially recognized at cost, which comprises the initial amount of the lease liability adjusted for any lease payments made at or prior to the commencement date of the lease plus any initial direct costs less any lease incentives. They are subsequently measured at cost less accumulated depreciation and impairment losses.

Right-of-use assets are depreciated from the commencement date on a straight-line basis over the shorter of the lease term and useful life of the underlying asset. Right of use assets are evaluated for recoverability whenever events or changes in circumstances indicate that their carrying amounts may not be recoverable. For the purpose of impairment testing, the recoverable amount (i.e. the higher of the fair value less cost to sell and the value-in-use) is determined on an individual asset basis unless the asset does not generate cash flows that are largely independent of those from other assets. In such cases, the recoverable amount is determined for the Cash Generating Unit (CGU) to which the asset belongs.

The lease liability is initially measured at amortized cost at the present value of the future lease payments. The lease payments are discounted using the interest rate implicit in the lease or, if not readily determinable, using the incremental borrowing rates in the country of domicile of the leases. Lease liabilities are remeasured with a corresponding adjustment to the related right of use asset if the Company changes its assessment if whether it will exercise an extension or a termination option.

Lease liability and ROU asset have been separately presented in the Balance Sheet and lease payments have been classified as financing cash flows.



### **The Company as a lessor**

Leases for which the Company is a lessor is classified as a finance or operating lease. Whenever the terms of the lease transfer substantially all the risks and rewards of ownership to the lessee, the contract is classified as a finance lease. All other leases are classified as operating leases.

When the Company is an intermediate lessor, it accounts for its interests in the head lease and the sublease separately. The sublease is classified as a finance or operating lease by reference to the right-of-use asset arising from the head lease.

For operating leases, rental income is recognized on a straight line basis over the term of the relevant lease.

The following is the summary of practical expedients elected on initial application:

1. Applied a single discount rate to a portfolio of leases of similar assets in similar economic environment with a similar end date;
2. Applied the exemption not to recognize right-of-use assets and liabilities for leases with less than 12 months of lease term on the date of initial application;
3. Excluded the initial direct costs from the measurement of the right-of-use asset at the date of initial application;
4. Applied the practical expedient to grandfather the assessment of which transactions are leases. Accordingly, Ind AS 116 is applied only to contracts that were previously identified as leases under Ind AS 17.

### **3.8. Borrowing cost**

Borrowing cost includes interest expense as per Effective Interest Rate (EIR) and exchange differences arising from foreign currency borrowings to the extent they are regarded as an adjustment to the interest cost.

Borrowing costs directly attributable to the acquisition, construction or production of an asset that necessarily takes a substantial period of time to get ready for its intended use or sale are capitalised as part of the cost of the respective asset.

Where funds are borrowed specifically to finance a project, the amount capitalised represents the actual borrowing costs incurred. Where surplus funds are available out of money borrowed specifically to finance a project, the income generated from such current investments is deducted from the total capitalized borrowing cost. Where the funds used to finance a project form part of general borrowings, the amount capitalised is calculated using a weighted average of rates applicable to relevant general borrowings of the Company during the year. Capitalisation of borrowing costs is suspended and charged to the statement of profit and loss during the extended periods when the active development on the qualifying assets is interrupted.

All other borrowing costs are expensed in the period in which they occur.





### **3.9.Intangible Assets**

Intangible assets acquired separately are measured on initial recognition at cost. Following initial recognition, Intangible assets are carried at cost less accumulated amortisation and accumulated impairment losses, if any. Internally generated intangible assets, excluding capitalised development costs, are not capitalised and expenditure is recognised in the Statement of Profit and Loss in the period in which expenditure is incurred.

The useful lives of intangible assets are assessed as finite.

Intangible assets with finite lives are amortised over their useful economic lives and assessed for impairment whenever there is an indication that the intangible asset may be impaired. The amortisation period and the amortisation method for an intangible asset with a finite useful life are reviewed at least at the end of each reporting period. Changes in the expected useful life or the expected pattern of consumption of future economic benefits embodied in the asset are considered to modify the amortisation period or method, as appropriate, and are treated as changes in accounting estimates. The amortisation expense on intangible assets with finite lives is recognised in the Statement of Profit and Loss.

Intangible assets with indefinite useful lives are not amortised, but are tested for impairment annually, either individually or at the cash-generating unit level. The assessment of indefinite life is reviewed annually to determine whether the indefinite life continues to be supportable. If not, the change in useful life from indefinite to finite is made on a prospective basis.

Gains or losses arising from derecognition of an intangible asset are measured as the difference between the net disposal proceeds and the carrying amount of the asset and are recognised in the Statement of Profit and Loss when the asset is derecognised.

#### **Amortisation**

Software is amortized over management estimate of its useful life of 5 years or License Period whichever is lower and Patent/Knowhow is amortized over its useful validity period.

### **3.10.Inventories**

Inventories of Raw material, Work-in-progress, Finished goods and Stock-in-trade are valued at the lower of cost and net realisable value. However, Raw material and other items held for use in the production of inventories are not written down below cost if the finished products in which they will be incorporated are expected to be sold at or above cost.

Costs incurred in bringing each product to its present location and condition are accounted for as follows:

- Raw materials: cost includes cost of purchase and other costs incurred in bringing the inventories to their present location and condition. Cost is determined on first in, first out basis.
- Finished goods and work in progress: cost includes cost of direct materials and labour and a proportion of manufacturing overheads based on the normal operating capacity, but excluding borrowing costs. Cost is determined on first in, first out basis.



- Traded goods: cost includes cost of purchase and other costs incurred in bringing the inventories to their present location and condition. Cost is determined on weighted average basis.

All other inventories of stores, consumables, project material at site are valued at cost. The stock of waste is valued at net realisable value.

Net realisable value is the estimated selling price in the ordinary course of business, less estimated costs of completion and the estimated costs necessary to make the sale.

### **3.11. Impairment of non-financial assets**

The Company assesses at each reporting date whether there is an indication that an asset may be impaired. If any indication exists, or when annual impairment testing for an asset is required, the Company estimates the asset's recoverable amount. An asset's recoverable amount is the higher of an asset's or cash-generating unit's (CGU) fair value less costs to sell and its value in use. It is determined for an individual asset, unless the asset does not generate cash inflows that are largely independent of those from other assets of the Company. When the carrying amount of an asset or CGU exceeds its recoverable amount, the asset is considered impaired and is written down to its recoverable amount.

In assessing value in use, the estimated future cash flows are discounted to their present value using a pre-tax discount rate that reflects current market assessments of the time value of money and the risks specific to the asset. In determining fair value less costs to sell, recent market transactions are taken into account, if available. If no such transactions can be identified, an appropriate valuation model is used. These calculations are corroborated by valuation multiples, quoted share prices for publicly traded subsidiaries or other available fair value indicators.

The Company bases its impairment calculation on detailed budgets and forecasts which are prepared separately for each of the Company's CGU to which the individual assets are allocated. These budgets and forecast calculations are generally covering a period of five years. For longer periods, a long-term growth rate is calculated and applied to project future cash flows after the fifth year.

Impairment losses, including impairment on inventories, are recognised in the Statement of Profit and Loss in those expense categories consistent with the function of the impaired asset, except for a property previously revalued where the revaluation was taken to other comprehensive income. In this case, the impairment is also recognised in other comprehensive income up to the amount of any previous revaluation.

For assets excluding goodwill, an assessment is made at each reporting date as to whether there is any indication that previously recognised impairment losses may no longer exist or may have decreased. If such indication exists, the Company estimates the asset's or CGU's recoverable amount. A previously recognised impairment loss is reversed only if there has been a change in the assumptions used to determine the asset's recoverable amount since the last impairment loss was recognised. The reversal is limited so that the carrying amount of the asset does not exceed its recoverable amount, nor exceed the carrying amount that would have been determined, net of depreciation, had no impairment loss been recognised for the asset in prior years. Such reversal is recognised in the Statement of Profit and Loss

unless the asset is carried at a revalued amount, in which case the reversal is treated as a revaluation increase.

Intangible assets with indefinite useful lives are tested for impairment annually either individually or at the CGU level, as appropriate and when circumstances indicate that the carrying value may be impaired.

### **3.12. Revenue Recognition**

The Company derives revenues primarily from sale of manufactured goods, traded goods and related services.

Revenue is recognized on satisfaction of performance obligation upon transfer of control of promised products or services to customers in an amount that reflects the consideration the Company expects to receive in exchange for those products or services.

Revenue from time and material and job contracts is recognised as the related services are performed.

Revenue related to fixed price maintenance and support services contracts where the Company is standing ready to provide services is recognised based on time elapsed mode and revenue is straight lined over the period of performance.

In respect of other fixed-price contracts, where the performance obligations are satisfied over time and where there is no uncertainty as to measurement and collectability of consideration, revenue is recognised using percentage-of-completion method ('POC method') of accounting with contract costs incurred determining the degree of completion of the performance obligation. The contract costs used in computing the revenues include cost of fulfilling warranty obligations.

The Company satisfies a performance obligation and recognises revenue over time, if one of the following criteria is met:

1. The customer simultaneously receives and consumes the benefits provided by the Company's performance as the Company performs; or
2. The Company's performance creates or enhances an asset that the customer controls as the asset is created or enhanced; or
3. The Company's performance does not create an asset with an alternative use to the Company and an entity has an enforceable right to payment for performance completed to date.

For performance obligations where one of the above conditions are not met, revenue is recognised at the point in time at which the performance obligation is satisfied.

The Company does not expect to have any contracts where the period between the transfer of the promised goods or services to the customer and payment by the customer exceeds one year. As a consequence, it does not adjust any of the transaction prices for the time value of money.

Revenue is measured based on the transaction price, which is the consideration, adjusted for volume discounts, service level credits, performance bonuses, price concessions and incentives, if any, as specified in the contract with the customer. Revenue also excludes taxes collected from customers.

Contract assets are recognised when there is excess of revenue earned over billings on contracts. Contract assets are classified as unbilled receivables (only act of invoicing is pending) when there is unconditional right to receive cash, and only passage of time is required, as per contractual terms.

Unearned and deferred revenue ("contract liability") is recognised when there is billings in excess of revenues. The billing schedules agreed with customers include periodic performance based payments and / or milestone based progress payments. Invoices are payable within contractually agreed credit period.

#### **Export Incentive**

Export incentives under various schemes notified by government are accounted for in the year of exports based on eligibility and when there is no uncertainty in receiving the same.

#### **Interest Income**

Interest income from debt instruments are recorded using the effective interest rate (EIR) and accrued on timely basis. The EIR is the rate that exactly discounts the estimated future cash receipts over the expected life of the financial instrument or a shorter period, where appropriate, to the net carrying amount of the financial asset. When calculating the effective interest rate, the Company estimates the expected cash flows by considering all the contractual terms of the financial instrument (for example, prepayment, extension, call and similar options) but does not consider the expected credit losses. Interest income is included in other income in the statement of profit or loss.

#### **Dividend Income**

Dividend Income from Investments is recognised when the Company's right to receive is established which is generally occur when the shareholders approve the dividend.

#### **Profit or loss on sale of Investments**

Profit or Loss on sale of investments are recorded on transfer of title from the Company, and is determined as the difference between the sale price and carrying value of investment and other incidental expenses.

#### **Insurance claims**

Insurance claims are accounted for to the extent the Company is reasonably certain of their ultimate collection.

### **3.13. Financial instruments – initial recognition and subsequent measurement**

A financial instrument is any contract that gives rise to a financial asset of one entity and a financial liability or equity instrument of another entity.

## a) Financial assets

### (i) Initial recognition and measurement of financial assets

All financial assets are recognised initially at fair value plus, in the case of financial assets not recorded at fair value through profit or loss, transaction costs that are attributable to the acquisition of the financial assets.

Purchases or sales of financial assets that require delivery of assets within a time frame established by regulation or convention in the market place (regular way trades) are recognised on the trade date, i.e., the date that the Company commits to purchase or sell the asset.

### (ii) Subsequent measurement of financial assets

For purposes of subsequent measurement, financial assets are classified in four categories:

- Financial assets at amortised cost
- Financial assets at fair value through other comprehensive income (FVTOCI)
- Financial assets at fair value through profit or loss (FVTPL)
- Equity instruments measured at fair value through other comprehensive income (FVTOCI)

- **Financial assets at amortised cost:**

A financial asset is measured at amortised cost if:

- the financial asset is held within a business model whose objective is to hold financial assets in order to collect contractual cash flows, and
- the contractual terms of the financial asset give rise on specified dates to cash flows that are solely payments of principal and interest (SPPI) on the principal amount outstanding.

This category is the most relevant to the Company. After initial measurement, such financial assets are subsequently measured at amortised cost using the effective interest rate (EIR) method. Amortised cost is calculated by taking into account any discount or premium on acquisition and fees or costs that are an integral part of the EIR. The EIR amortisation is included in finance income in the profit or loss. The losses arising from impairment are recognised in the profit or loss. This category generally applies to trade and other receivables.

- **Financial assets at fair value through other comprehensive income**

A financial asset is measured at fair value through other comprehensive income if:

- the financial asset is held within a business model whose objective is achieved by both collecting contractual cash flows and selling financial assets, and
- the contractual terms of the financial asset give rise on specified dates to cash flows that are solely payments of principal and interest (SPPI) on the principal amount outstanding.

Financial assets included within the FVTOCI category are measured initially as well as at each reporting date at fair value. Fair value movements are recognized in the other comprehensive income (OCI). However, the Company recognizes interest income, impairment losses & reversals and foreign exchange gain or loss in the P&L.

On derecognition of the asset, cumulative gain or loss previously recognised in OCI is reclassified from the equity to P&L. Interest earned whilst holding FVTOCI financial asset is reported as interest income using the EIR method.

- **Financial assets at fair value through profit or loss**

FVTPL is a residual category for financial assets. Any financial asset, which does not meet the criteria for categorization as at amortized cost or as FVTOCI, is classified as at FVTPL.

In addition, the Company may elect to designate a financial asset, which otherwise meets amortized cost or fair value through other comprehensive income criteria, as at fair value through profit or loss. However, such election is allowed only if doing so reduces or eliminates a measurement or recognition inconsistency (referred to as 'accounting mismatch'). The Company has not designated any debt instrument as at FVTPL.

After initial measurement, such financial assets are subsequently measured at fair value with all changes recognised in Statement of profit and loss.

- **Equity instruments:**

All equity investments in scope of Ind-AS 109 are measured at fair value. Equity instruments which are held for trading are classified as at FVTPL. For all other equity instruments, the Company may make an irrevocable election to present in other comprehensive income subsequent changes in the fair value. The Company makes such election on an instrument-by-instrument basis. The classification is made on initial recognition and is irrevocable.

If the Company decides to classify an equity instrument as at FVTOCI, then all fair value changes on the instrument, excluding dividends, are recognized in the OCI. There is no recycling of the amounts from OCI to P&L, even on sale of investment. However, the Company may transfer the cumulative gain or loss within equity.

Equity instruments included within the FVTPL category are measured at fair value with all changes recognized in the P&L

### **(iii) Derecognition of financial assets**

A financial asset is derecognised when:

- the contractual rights to the cash flows from the financial asset expire, or
- The Company has transferred its contractual rights to receive cash flows from the asset or has assumed an obligation to pay the received cash flows in full without material delay to a third party under a 'pass-through' arrangement; and either (a) the Company has transferred substantially all the risks and rewards of the asset, or

(b) the Company has neither transferred nor retained substantially all the risks and rewards of the asset, but has transferred control of the asset.

When the Company has transferred its rights to receive cash flows from an asset or has entered into a pass-through arrangement, it evaluates if and to what extent it has

retained the risks and rewards of ownership. When it has neither transferred nor retained substantially all of the risks and rewards of the asset, nor transferred control of the asset, the Company continues to recognise the transferred asset to the extent of the Company's continuing involvement. In that case, the Company also recognises an associated liability. The transferred asset and the associated liability are measured on a basis that reflects the rights and obligations that the Company has retained.

Continuing involvement that takes the form of a guarantee over the transferred asset is measured at the lower of the original carrying amount of the asset and the maximum amount of consideration that the Company could be required to repay.

#### **(iv) Reclassification of financial assets**

The Company determines classification of financial assets and liabilities on initial recognition. After initial recognition, no reclassification is made for financial assets which are equity instruments and financial liabilities. For financial assets which are debt instruments, a reclassification is made only if there is a change in the business model for managing those assets. Changes to the business model are expected to be infrequent. The Company's senior management determines change in the business model as a result of external or internal changes which are significant to the Company's operations. Such changes are evident to external parties. A change in the business model occurs when the Company either begins or ceases to perform an activity that is significant to its operations. If the Company reclassifies financial assets, it applies the reclassification prospectively from the reclassification date which is the first day of the immediately next reporting period following the change in business model. The Company does not restate any previously recognised gains, losses (including impairment gains or losses) or interest.

#### **(v) Impairment of financial assets**

In accordance with Ind-AS 109, the Company applies expected credit loss (ECL) model for measurement and recognition of impairment loss on the following financial assets and credit risk exposure:

- Financial assets that are debt instruments, and are measured at amortised cost e.g., loans, debt securities, deposits, trade receivables and bank balance
- Trade receivables or any contractual right to receive cash or another financial asset that result from transactions that are within the scope of Ind AS 11 and Ind AS 18

The Company follows 'simplified approach' for recognition of impairment loss allowance on:

- Trade receivables or contract assets resulting from transactions within the scope of Ind AS 11 and Ind AS 18, if they do not contain a significant financing component
- Trade receivables or contract assets resulting from transactions within the scope of Ind AS 11 and Ind AS 18 that contain a significant financing component, if the Company applies practical expedient to ignore separation of time value of money, and
- Right Of Use Assets resulting from transactions within the scope of Ind AS 116

The application of simplified approach does not require the Company to track changes in credit risk. Rather, it recognises impairment loss allowance based on lifetime ECLs at each reporting date, right from its initial recognition.

For recognition of impairment loss on other financial assets and risk exposure, the Company determines that whether there has been a significant increase in the credit risk since initial recognition. If credit risk has not increased significantly, 12-month ECL is used to provide for impairment loss. However, if credit risk has increased significantly, lifetime ECL is used. If, in a subsequent period, credit quality of the instrument improves such that there is no longer a significant increase in credit risk since initial recognition, then the entity reverts to recognising impairment loss allowance based on 12-month ECL.

Lifetime ECL are the expected credit losses resulting from all possible default events over the expected life of a financial instrument. The 12-month ECL is a portion of the lifetime ECL which results from default events on a financial instrument that are possible within 12 months after the reporting date.

ECL is the difference between all contractual cash flows that are due to the Company in accordance with the contract and all the cash flows that the Company expects to receive (i.e., all cash shortfalls), discounted at the original EIR. When estimating the cash flows, an entity is required to consider:

- All contractual terms of the financial instrument (including prepayment, extension, call and similar options) over the expected life of the financial instrument. However, in rare cases when the expected life of the financial instrument cannot be estimated reliably, then the Company is required to use the remaining contractual term of the financial instrument
- Cash flows from the sale of collateral held or other credit enhancements that are integral to the contractual terms

ECL impairment loss allowance (or reversal) recognized during the period is recognized as income/ expense in the statement of profit and loss (P&L). This amount is reflected in a separate line under the head "Other expenses" in the P&L. The balance sheet presentation for various financial instruments is described below:

- Financial assets measured as at amortised cost, contract assets and ROU Assets: ECL is presented as an allowance, i.e. as an integral part of the measurement of those assets in the balance sheet. The allowance reduces the net carrying amount. Until the asset meets write-off criteria, the Company does not reduce impairment allowance from the gross carrying amount.

For assessing increase in credit risk and impairment loss, the Company combines financial instruments on the basis of shared credit risk characteristics with the objective of facilitating an analysis that is designed to enable significant increases in credit risk to be identified on a timely basis.

The Company does not have any purchased or originated credit-impaired (POCI) financial assets, i.e., financial assets which are credit impaired on purchase/ origination.



## b) Financial Liabilities



**(i) Initial recognition and measurement of financial liabilities**

Financial liabilities are classified, at initial recognition, as financial liabilities at fair value through profit or loss, loans and borrowings, payables, or as derivatives designated as hedging instruments in an effective hedge, as appropriate.

All financial liabilities are recognised initially at fair value minus, in the case of financial liabilities not recorded at fair value through profit or loss, transaction costs that are attributable to the issue of the financial liabilities.

The Company's financial liabilities include trade and other payables, loans and borrowings including bank overdrafts, financial guarantee contracts and derivative financial instruments.

**(ii) Subsequent measurement of financial liabilities**

The measurement of financial liabilities depends on their classification, as described below:

- **Financial liabilities at fair value through profit or loss**

Financial liabilities at fair value through profit or loss include financial liabilities held for trading and financial liabilities designated upon initial recognition as at fair value through profit or loss. Financial liabilities are classified as held for trading if they are incurred for the purpose of repurchasing in the near term. This category also includes derivative financial instruments entered into by the Company that are not designated as hedging instruments in hedge relationships as defined by Ind-AS 109. Gains or losses on liabilities held for trading are recognised in the profit or loss.

Financial liabilities designated upon initial recognition at fair value through profit or loss are designated at the initial date of recognition, and only if the criteria in Ind-AS 109 are satisfied. For liabilities designated as FVTPL, fair value gains/ losses attributable to changes in own credit risks are recognized in OCI. These gains/ losses are not subsequently transferred to P&L. However, the Company may transfer the cumulative gain or loss within equity. All other changes in fair value of such liability are recognised in the statement of profit or loss. The Company has not designated any financial liability as at fair value through profit and loss.

- **Loans and Borrowings**

This is the category most relevant to the Company. After initial recognition, interest-bearing borrowings are subsequently measured at amortised cost using the EIR method. Gains and losses are recognised in profit or loss when the liabilities are derecognised as well as through the EIR amortisation process.

Amortised cost is calculated by taking into account any discount or premium on acquisition and fees or costs that are an integral part of the EIR. The EIR amortisation is included as finance costs in the statement of profit and loss.

This category generally applies to borrowings.

**(iii) Derecognition of financial liabilities**

A financial liability (or a part of a financial liability) is derecognised from its balance sheet when, and only when, it is extinguished i.e. when the obligation specified in the contract is discharged or cancelled or expired.

When an existing financial liability is replaced by another from the same lender on substantially different terms, or the terms of an existing liability are substantially modified, such an exchange or modification is treated as the derecognition of the original liability and the recognition of a new liability. The difference in the respective carrying amounts is recognised in the statement of profit or loss.

### **c) Derivative financial instruments and hedge accounting**

#### **Initial recognition and subsequent measurement**

The Company uses derivative financial instruments, such as forward currency contracts to hedge its foreign currency risks and interest rate risks. Such derivative financial instruments are initially recognised at fair value on the date on which a derivative contract is entered into and are subsequently re-measured at fair value. Derivatives are carried as financial assets when the fair value is positive and as financial liabilities when the fair value is negative.

Any gains or losses arising from changes in the fair value of derivatives are taken directly to profit or loss, except for the effective portion of cash flow hedges, which is recognised in OCI and later reclassified to profit or loss when the hedge item affects profit or loss or treated as basis adjustment if a hedged forecast transaction subsequently results in the recognition of a non-financial asset or non-financial liability.

For the purpose of hedge accounting, hedges are classified as:

- Fair value hedges when hedging the exposure to changes in the fair value of a recognised asset or liability or an unrecognised firm commitment
- Cash flow hedges when hedging the exposure to variability in cash flows that is either attributable to a particular risk associated with a recognised asset or liability or a highly probable forecast transaction or the foreign currency risk in an unrecognised firm commitment

At the inception of a hedge relationship, the Company formally designates and documents the hedge relationship to which the Company wishes to apply hedge accounting and the risk management objective and strategy for undertaking the hedge. The documentation includes the Company's risk management objective and strategy for undertaking hedge, the hedging/ economic relationship, the hedged item or transaction, the nature of the risk being hedged, hedge ratio and how the entity will assess the effectiveness of changes in the hedging instrument's fair value in offsetting the exposure to changes in the hedged item's fair value or cash flows attributable to the hedged risk. Such hedges are expected to be highly effective in achieving offsetting changes in fair value or cash flows and are assessed on an ongoing basis to determine that they actually have been highly effective throughout the financial reporting periods for which they were designated.

Hedges that meet the strict criteria for hedge accounting are accounted for, as described below:

#### **(i) Fair value hedges**

The change in the fair value of a hedging instrument is recognised in the statement of profit and loss as finance costs. The change in the fair value of the hedged item attributable to the risk hedged is recorded as part of the carrying value of the hedged item and is also recognised in the statement of profit and loss as finance costs.

For fair value hedges relating to items carried at amortised cost, any adjustment to carrying value is amortised through profit or loss over the remaining term of the hedge using the EIR method. EIR amortisation may begin as soon as an adjustment exists and no later than when the hedged item ceases to be adjusted for changes in its fair value attributable to the risk being hedged.

If the hedged item is derecognised, the unamortised fair value is recognised immediately in profit or loss. When an unrecognised firm commitment is designated as a hedged item, the subsequent cumulative change in the fair value of the firm commitment attributable to the hedged risk is recognised as an asset or liability with a corresponding gain or loss recognised in profit and loss.

#### **(ii) Cash flow hedges**

The effective portion of the gain or loss on the hedging instrument is recognised in OCI in the cash flow hedge reserve, while any ineffective portion is recognised immediately in the statement of profit and loss.

The Company uses forward currency contracts as hedges of its exposure to foreign currency risk in forecast transactions and firm commitments, as well as forward commodity contracts for its exposure to volatility in the commodity prices. The ineffective portion relating to foreign currency contracts is recognised in finance costs and the ineffective portion relating to commodity contracts is recognised in other income or expenses.

Amounts recognised as OCI are transferred to profit or loss when the hedged transaction affects profit or loss, such as when the hedged financial income or financial expense is recognised or when a forecast sale occurs. When the hedged item is the cost of a non-financial asset or non-financial liability, the amounts recognised as OCI are transferred to the initial carrying amount of the non-financial asset or liability.

If the hedging instrument expires or is sold, terminated or exercised without replacement or rollover (as part of the hedging strategy), or if its designation as a hedge is revoked, or when the hedge no longer meets the criteria for hedge accounting, any cumulative gain or loss previously recognised in OCI remains separately in equity until the forecast transaction occurs or the foreign currency firm commitment is met.

#### **d) Offsetting of financial instruments**

Financial assets and financial liabilities are offset and the net amount is reported in the balance sheet if there is a currently enforceable legal right to offset the recognised amounts and there is an intention to settle on a net basis, to realise the assets and settle the liabilities simultaneously.



### **3.14. Cash and cash equivalent**

Cash and cash equivalent in the balance sheet comprise cash at banks and on hand and short-term deposits with a maturity of three months or less, which are subject to an insignificant risk of changes in value.

For the purpose of the statement of cash flows, cash and cash equivalents consist of cash and short-term deposits, as defined above, net of outstanding bank overdrafts as they are considered an integral part of the Company's cash management.

### **3.15. Taxes**

Tax expense comprises of current income tax and deferred tax.

#### **Current income tax**

Current income tax assets and liabilities are measured at the amount expected to be recovered from or paid to the taxation authorities. The tax rates and tax laws used to compute the amount are those that are enacted or substantively enacted at the reporting date.

Current income tax relating to items recognised outside Statement of profit and loss is recognised outside Statement of profit and loss. Current income tax are recognised in correlation to the underlying transaction either in other comprehensive income or directly in equity. Management periodically evaluates positions taken in the tax returns with respect to situations in which applicable tax regulations are subject to interpretation and establishes provisions where appropriate.

#### **Deferred tax**

Deferred tax is provided using the liability method on temporary differences between the tax bases of assets and liabilities and their carrying amounts for financial reporting purposes at the reporting date.

Deferred tax liabilities are recognised for all taxable temporary differences, except:

- When the deferred tax liability arises from the initial recognition of goodwill or an asset or liability in a transaction that is not a business combination and, at the time of the transaction, affects neither the accounting profit nor taxable profit or loss;
- In respect of taxable temporary differences associated with investments in subsidiaries and interests in joint arrangements, when the timing of the reversal of the temporary differences can be controlled and it is probable that the temporary differences will not reverse in the foreseeable future.

Deferred tax assets are recognised for all deductible temporary differences, the carry forward of unused tax credits and any unused tax losses. Deferred tax assets are recognised to the extent that it is probable that taxable profit will be available against which the deductible temporary differences, and the carry forward of unused tax credits and unused tax losses can be utilised, except:

- When the deferred tax asset relating to the deductible temporary difference arises from the initial recognition of an asset or liability in a transaction that is not a business

combination and, at the time of the transaction, affects neither the accounting profit nor taxable profit or loss;

- In respect of deductible temporary differences associated with investments in subsidiaries, associates and interests in joint arrangements, deferred tax assets are recognised only to the extent that it is probable that the temporary differences will reverse in the foreseeable future and taxable profit will be available against which the temporary differences can be utilised.

The carrying amount of deferred tax assets is reviewed at each reporting date and reduced to the extent that it is no longer probable that sufficient taxable profit will be available to allow all or part of the deferred tax asset to be utilised. Unrecognised deferred tax assets are re-assessed at each reporting date and are recognised to the extent that it has become probable that future taxable profits will allow the deferred tax asset to be recovered.

Deferred tax assets and liabilities are measured at the tax rates that are expected to apply in the year when the asset is realised or the liability is settled, based on tax rates (and tax laws) that have been enacted or substantively enacted at the reporting date.

Deferred tax relating to items recognised outside Statement of profit and loss is recognised outside Statement of profit and loss. Deferred tax items are recognised in correlation to the underlying transaction either in other comprehensive income or directly in equity.

Deferred tax assets and deferred tax liabilities are offset if a legally enforceable right exists to set off current tax assets against current tax liabilities and the deferred taxes relate to the same taxable entity and the same taxation authority.

The Company recognizes tax credits in the nature of MAT credit as an asset only to the extent that there is convincing evidence that the Company will pay normal income tax during the specified period, i.e., the period for which tax credit is allowed to be carried forward. In the year in which the Company recognizes tax credits as an asset, the said asset is created by way of tax credit to the Statement of profit and loss. The Company reviews such tax credit asset at each reporting date and writes down the asset to the extent the Company does not have convincing evidence that it will pay normal tax during the specified period. Deferred tax includes MAT tax credit.

### **3.16. Employee Benefits**

#### **a) Short Term Employee Benefits**

All employee benefits payable within twelve months of rendering the service are classified as short term benefits. Such benefits include salaries, wages, bonus, short term compensated absences, awards, ex-gratia, performance pay etc. and the same are recognised in the period in which the employee renders the related service.

#### **b) Post-Employment Benefits**

##### **(i) Defined contribution plan**

The Company's approved provident fund scheme, employees' state insurance fund scheme and Employees' pension scheme are defined contribution plans. The Company has no obligation, other than the contribution paid/payable under such

schemes. The contribution paid/payable under the schemes is recognised during the period in which the employee renders the related service.

**(ii) Defined benefit plan**

The employee's gratuity fund scheme and post-retirement medical benefit schemes are Company's defined benefit plans. The present value of the obligation under such defined benefit plans is determined based on the actuarial valuation using the Projected Unit Credit Method as at the date of the Balance sheet. In case of funded plans, the fair value of plan asset is reduced from the gross obligation under the defined benefit plans, to recognise the obligation on the net basis.

Re-measurements, comprising of actuarial gains and losses, the effect of the asset ceiling, excluding amounts included in net interest on the net defined benefit liability and the return on plan assets (excluding amounts included in net interest on the net defined benefit liability), are recognised immediately in the Balance Sheet with a corresponding debit or credit to retained earnings through OCI in the period in which they occur. Re-measurements are not reclassified to Statement of Profit and Loss in subsequent periods.

**c) Other long term employment benefits:**

The employee's long term compensated absences are Company's defined benefit plans. The present value of the obligation is determined based on the actuarial valuation using the Projected Unit Credit Method as at the date of the Balance sheet. In case of funded plans, the fair value of plan asset is reduced from the gross obligation, to recognise the obligation on the net basis.

**d) Termination Benefits :**

Termination benefits such as compensation under voluntary retirement scheme are recognised in the year in which termination benefits become payable.

**3.17. Earnings per share**

Basic EPS is calculated by dividing the profit / loss for the year attributable to ordinary equity holders of the Company by the weighted average number of ordinary shares outstanding during the year.

Diluted EPS is calculated by dividing the profit / loss attributable to ordinary equity holders of the parent by the weighted average number of ordinary shares outstanding during the year plus the weighted average number of ordinary shares that would be issued on conversion of all the dilutive potential ordinary shares into ordinary shares.

The dilutive potential equity shares are adjusted for the proceeds receivable had the equity shares been actually issued at fair value (i.e. the average market value of the outstanding equity shares). Dilutive potential equity shares are deemed converted as of the beginning of the period, unless issued at a later date. Dilutive potential equity shares are determined independently for each period presented. The number of equity shares and potentially dilutive equity shares are adjusted retrospectively for all periods presented for any share splits and bonus shares issues including for changes effected prior to the approval of the financial statements by the Board of Directors.

### **3.18. Provisions and Contingencies**

Provisions are recognised when the Company has a present obligation (legal or constructive) as a result of a past event, and it is probable that an outflow of resources embodying economic benefits will be required to settle the obligation and a reliable estimate can be made of the amount of the obligation. When the Company expects some or all of a provision to be reimbursed, for example, under an insurance contract, the reimbursement is recognised as a separate asset, but only when the reimbursement is virtually certain. The expense relating to a provision is presented in the statement of profit or loss net of any reimbursement.

If the effect of the time value of money is material, provisions are discounted using a current pre-tax rate that reflects, when appropriate, the risks specific to the liability. When discounting is used, the increase in the provision due to the passage of time is recognised as a finance cost.

A contingent liability is a possible obligation that arises from past events whose existence will be confirmed by the occurrence or non-occurrence of one or more uncertain future events beyond the control of the Company or a present obligation that is not recognised because it is not probable that an outflow of resources will be required to settle the obligation. A contingent liability also arises in extremely rare cases where there is a liability that cannot be recognised because it cannot be measured reliably. The Company does not recognize a contingent liability but discloses its existence in the Financial Statements.


Contingent assets are not recognised but disclosed in the Financial Statements when an inflow of economic benefits is probable.

### **3.19. Segment Reporting**

Operating segments are reported in a manner consistent with the internal reporting provided to the chief operating decision maker.

### **3.20. Events after the reporting period**

Adjusting events are events that provide further evidence of conditions that existed at the end of the reporting period. The financial statements are adjusted for such events before authorisation for issue. Non-adjusting events are events that are indicative of conditions that arose after the end of the reporting period. Non-adjusting events after the reporting date are not accounted but disclosed.



#### **4. Critical accounting Judgements and key source of estimation uncertainty**

The preparation of the financial statements requires management to make judgements, estimates and assumptions about the reported amounts of assets and liabilities, and, income and expenses that are not readily apparent from other sources. Such judgements, estimates and associated assumptions are evaluated based on historical experience and various other factors, including estimation of the effects of uncertain future events, which are believed to be reasonable under the circumstances. Actual results may differ from these estimates. The estimates and underlying assumptions are reviewed on an on-going basis. Revisions to accounting estimates are recognised in the period in which the estimate is revised if the revision affects only that period or in the period of the revision and future periods if the revision affects both current and future periods.

The following are the critical judgements and estimations that have been made by the management in the process of applying the Company's accounting policies and that have the most significant effect on the amount recognised in the financial statements and / or key sources of estimation uncertainty that may have a significant risk of causing a material adjustment to the carrying amounts of assets and liabilities within the next financial year.

##### **Revenue recognition**

The Company's contracts with customers could include promises to transfer multiple products and services to a customer. The Company assesses the products / services promised in a contract and identifies distinct performance obligations in the contract.

Judgement is also required to determine the transaction price for the contract. The transaction price could be either a fixed amount of customer consideration or variable consideration with elements such as volume discounts, service level credits, performance bonuses, price concessions and incentives. The transaction price is also adjusted for the effects of the time value of money if the contract includes a significant financing component. Any consideration payable to the customer is adjusted to the transaction price, unless it is a payment for a distinct product or service from the customer. The estimated amount of variable consideration is adjusted in the transaction price only to the extent that it is highly probable that a significant reversal in the amount of cumulative revenue recognised will not occur and is reassessed at the end of each reporting period. The Company allocates the elements of variable considerations to all the performance obligations of the contract unless there is observable evidence that they pertain to one or more distinct performance obligations.

The Company uses judgement to determine an appropriate standalone selling price for a performance obligation. The Company allocates the transaction price to each performance obligation on the basis of the relative standalone selling price of each distinct product or service promised in the contract. Where standalone selling price is not observable, the Company uses the expected cost plus margin approach to allocate the transaction price to each distinct performance obligation.

The Company exercises judgement in determining whether the performance obligation is satisfied at a point in time or over a period of time. The Company considers indicators such as how customer consumes benefits as services are rendered or who controls the asset as it is being created or existence of enforceable right to payment for performance to date and





alternate use of such product or service, transfer of significant risks and rewards to the customer, acceptance of delivery by the customer, etc.

Revenue for fixed-price contract is recognised using percentage-of-completion method. The Company uses judgement to estimate the future cost-to-completion of the contracts which is used to determine the degree of completion of the performance obligation.

### **Defined benefit plans**

The cost of the defined benefit plans and other post-employment benefits and the present value of the obligation are determined using actuarial valuations. An actuarial valuation involves making various assumptions that may differ from actual developments in the future. These include the determination of the discount rate, future salary increases, mortality rates and future pension increases. Due to the complexities involved in the valuation and its long-term nature, a defined benefit obligation is highly sensitive to changes in these assumptions. All assumptions are reviewed at each reporting date.

The parameter most subject to change is the discount rate. In determining the appropriate discount rate, management considers the interest rates of government bonds in currencies consistent with the currencies of the post-employment benefit obligation and extrapolated as needed along the yield curve to correspond with the expected term of the defined benefit obligation. The underlying bonds are further reviewed for quality. Those having excessive credit spreads are excluded from the analysis of bonds on which the discount rate is based, on the basis that they do not represent high quality corporate bonds.

The mortality rate is based on publicly available mortality tables. Those mortality tables tend to change only at intervals in response to demographic changes. Future salary increases are based on expected future inflation rates for the country.

Further details about defined benefit obligations are provided in Note 30.

### **Fair value measurement of financial instruments**

When the fair values of financial assets and financial liabilities recorded in the Balance Sheet cannot be measured based on quoted prices in active markets, their fair value is measured using valuation techniques. The inputs to these models are taken from observable markets where possible, but where this is not feasible, a degree of judgement is required in



establishing fair values. Judgements include considerations of inputs such as liquidity risk, credit risk and volatility. Changes in assumptions relating to these factors could affect the reported fair value of financial instruments. See Note 35 for further disclosures.

### **Allowance for uncollectible trade receivables**

Trade receivables do not carry any interest and are stated at their nominal value as reduced by appropriate allowances for estimated irrecoverable amounts. Estimated irrecoverable amounts are based on the ageing of the receivable balance and historical experience. Additionally, a large number of minor receivables is grouped into homogeneous groups and assessed for impairment collectively. Individual trade receivables are written off when management deems them not to be collectible. The carrying amount of allowance for doubtful debts is Rs. 4290.44 Lacs (March 31, 2022: Rs. 44.62 Lacs).

### **Taxes**

Deferred tax assets are recognised for unused tax credits to the extent that it is probable that taxable profit will be available against which the losses can be utilised. Significant management judgement is required to determine the amount of deferred tax assets that can be recognised, based upon the likely timing and the level of future taxable profits together with future tax planning strategies.

The Company does not have tax credits carried forward. The Company does not have any amount of unused losses. The Company has taxable temporary difference and tax planning opportunities available that could partly support the recognition of these credits as deferred tax assets. On this basis, the Company has determined that it can recognise deferred tax assets on the tax credits carried forward and unused losses carried forward. Further details on taxes are disclosed in Note 25.

### **Inventories**

An inventory provision is recognised for cases where the realisable value is estimated to be lower than the inventory carrying value. The inventory provision is estimated taking into account various factors, including prevailing sales prices of inventory item, the seasonality of the item's sales profile and losses associated with obsolete / slow-moving inventory items.

### **Intangible assets**

Refer Note 3.9 for the estimated useful life of Intangible assets. The carrying value of Intangible assets has been disclosed in Note 6.

### **Property, plant and equipment**

Refer Note 3.6 for the estimated useful life of Property, plant and equipment. The carrying value of Property, plant and equipment has been disclosed in Note 5.

### **Impairment of non-financial assets**

Impairment exists when the carrying value of an asset or cash generating unit exceeds its recoverable amount, which is the higher of its fair value less costs of disposal and its value in

use. The fair value less costs of disposal calculation is based on available data from binding sales transactions, conducted at arm's length, for similar assets or observable market prices less incremental costs for disposing of the asset. The value in use calculation is based on a DCF model. The cash flows are derived from the budget for the next five years and do not include restructuring activities that the Company is not yet committed to or significant future investments that will enhance the asset's performance of the CGU being tested. The recoverable amount is sensitive to the discount rate used for the DCF model as well as the expected future cash-inflows and the growth rate used for extrapolation purposes.

### **Provisions and contingencies**


The assessments undertaken in recognising provisions and contingencies have been made in accordance with the applicable Ind AS. A provision is recognized if, as a result of a past event, the Company has a present legal or constructive obligation that can be estimated reliably, and it is probable that an outflow of economic benefits will be required to settle the obligation. Where the effect of time value of money is material, provisions are determined by discounting the expected future cash flows.

The Company has significant capital commitments in relation to various capital projects which are not recognized on the balance sheet. In the normal course of business, contingent liabilities may arise from litigation and other claims against the Company.

Guarantees are also provided in the normal course of business. There are certain obligations which management has concluded, based on all available facts and circumstances, are not probable of payment or are very difficult to quantify reliably, and such obligations are treated as contingent liabilities and disclosed in the notes but are not reflected as liabilities in the Financial Statements. Although there can be no assurance regarding the final outcome of the legal proceedings in which the Company involved, it is not expected that such contingencies will have a material effect on its financial position or profitability (Refer Note 26).

### **Lease Term**

The Company determines the lease term as the non-cancellable term of the lease, together with any periods covered by an option to extend the lease if it is reasonably certain to be exercised, or any periods covered by an option to terminate the lease, if it is reasonably certain not to be exercised.



Arvind Envisol Limited  
Notes to the Financial Statements

Note 5 : Property, plant and equipment

Particulars	Rs. In Lacs								
	Right-of-use asset (Refer Note 33)	Plant & machinery	Furniture & fixture	Leasehold Improvements	Vehicles	Office equipment	Computers, Servers and Network	Total	CWIP
<b>Gross Carrying Value</b>									
As at April 1, 2021	468.54	734.04	58.81	23.24	142.10	46.91	46.12	1,519.76	24.88
Additions	5.00	84.50	-	22.87	17.26	0.91	6.49	137.03	0.45
Deductions	-	39.89	12.45	-	6.22	21.25	2.29	82.10	24.88
As at March 31, 2022	473.54	778.65	46.36	46.11	153.14	26.57	50.32	1,574.69	0.45
Additions	-	110.86	10.86	-	55.10	10.65	39.78	227.25	6.76
Deductions	-	33.00	-	-	55.10	-	-	88.10	-
As at Mar 31, 2023	473.54	856.51	57.22	46.11	153.14	37.22	90.10	1,713.84	7.21
<b>Depreciation and Impairment</b>									
As at April 1, 2021	70.05	134.67	13.47	0.55	38.45	27.84	9.37	294.40	-
Depreciation for the year	52.32	37.54	3.65	1.38	13.63	4.59	7.57	120.68	-
Deductions	-	29.14	9.11	-	4.08	19.41	1.08	62.82	-
As at March 31, 2022	122.37	143.07	8.01	1.93	48.00	13.02	15.86	352.26	-
Depreciation for the year	52.43	38.39	3.01	3.55	14.89	3.49	12.58	128.34	-
Deductions	-	2.78	-	-	22.25	-	-	25.03	-
As at Mar 31, 2023	174.80	178.68	11.02	5.48	40.64	16.51	28.44	455.57	-
<b>Net Carrying Value</b>									
As at Mar 31, 2023	298.74	677.83	46.20	40.63	112.50	20.71	61.66	1,258.27	7.21
As at March 31, 2022	351.17	635.58	38.35	44.18	105.14	13.55	34.46	1,222.43	0.45

Note:

1. For properties pledged as security, refer Note 13 (a)

2. CWIP Ageing schedule:

a. As at March 31, 2023

Capital Work In Progress	Amount in CWIP for a period of				Total
	Less than 1 year	1-2 years	2-3 years	More than 3 years	
Projects in progress	6.76	0.45	-	-	7.21
Projects temporarily suspended	-	-	-	-	-
<b>Total</b>	<b>6.76</b>	<b>0.45</b>	<b>-</b>	<b>-</b>	<b>7.21</b>

b. As at March 31, 2022

Capital Work In Progress	Amount in CWIP for a period of				Total
	Less than 1 year	1-2 years	2-3 years	More than 3 years	
Projects in progress	0.45	-	-	-	0.45
Projects temporarily suspended	-	-	-	-	-
<b>Total</b>	<b>0.45</b>	<b>-</b>	<b>-</b>	<b>-</b>	<b>0.45</b>

Projects whose completion is overdue or has exceeded its cost compared to its original plan as at March 31, 2023

Capital Work In Progress	To be Completed in				Total
	Less than 1 year	1-2 years	2-3 years	More than 3 years	
Project 1	-	-	-	-	-
<b>Total</b>	<b>-</b>	<b>-</b>	<b>-</b>	<b>-</b>	<b>-</b>

Projects whose completion is overdue or has exceeded its cost compared to its original plan as at March 31, 2022

Capital Work In Progress	To be Completed in				Total
	Less than 1 year	1-2 years	2-3 years	More than 3 years	
Project 1	-	-	-	-	-
<b>Total</b>	<b>-</b>	<b>-</b>	<b>-</b>	<b>-</b>	<b>-</b>

Arvind Envisol Limited  
Notes to the Financial Statements

Note 6 : Intangible assets

Particulars	Rs. In Lacs			
	Computer Software	Patent & Technical knowhow	Total Intangible Assets	Intangible assets under development
<b>Gross Carrying Value</b>				
As at April 1, 2021	34.66	879.78	914.44	7.22
Additions	-	-	-	-
Deductions	12.42	-	12.42	-
As at March 31, 2022	22.24	879.78	902.02	7.22
Additions	5.94	-	5.94	3.06
Deductions	-	-	-	1.64
As at March 31, 2023	28.18	879.78	907.96	8.64
<b>Amortisation and Impairment</b>				
As at April 1, 2021	18.57	746.40	764.97	-
Amortisation for the Year	2.29	124.63	126.92	-
Deductions	12.35	-	12.35	-
As at March 31, 2022	8.51	871.03	879.54	-
Amortisation for the Year	2.22	0.38	2.60	-
Deductions	-	-	-	-
As at March 31, 2023	10.73	871.41	882.14	-
<b>Net Carrying Value</b>				
As at March 31, 2023	17.45	8.37	25.82	8.64
As at March 31, 2022	13.73	8.75	22.48	7.22

1) Intangible assets under development (IAUD) Ageing schedule:

a. As at March 31, 2023

Intangible assets under development	Amount in IAUD for a period of				Total
	Less than 1 year	1-2 years	2-3 years	More than 3 years	
Projects in progress	3.06	-	-	5.58	8.64
Projects temporarily suspended	-	-	-	-	-
<b>Total</b>	<b>3.06</b>	<b>-</b>	<b>-</b>	<b>5.58</b>	<b>8.64</b>

b. As at March 31, 2022

Intangible assets under development	Amount in IAUD for a period of				Total
	Less than 1 year	1-2 years	2-3 years	More than 3 years	
Projects in progress	-	-	-	7.22	7.22
Projects temporarily suspended	-	-	-	-	-
<b>Total</b>	<b>-</b>	<b>-</b>	<b>-</b>	<b>7.22</b>	<b>7.22</b>

- 2) The balance lying under intangible assets under development consists of expenses incurred for application of patents in India, Europe, Ethiopia and Bangladesh etc. The company is in the process of replying to queries of concerned patent offices and shall capitalise the balance as an when the company is granted the patent rights.

Arvind Envisol Limited  
Notes to the Financial Statements

Note 7 : Financial assets

7 (a) Investments

Particulars	Face Value per share In Rs.	Rs. In Lacs	
		As at March 31, 2023	As at March 31, 2022
<b>Non-current investment</b>			
<b>Investment in equity shares (fully paid up)</b>			
<b>Subsidiaries - measured at Cost (Unquoted)</b>			
Arvind Envisol PLC (Ethiopia*) 4,554 shares (31st March 2022: 4,554) Less: Provision for Impairment	1000 BIR	150.55	150.55
		150.55	150.55
AJ Environmental Solutions Pvt. Ltd. (China) Nil shares (31st March 2022: 60,000)	10 RMB	-	60.09
<b>Total Investments</b>		-	<b>60.09</b>
Aggregate amount of quoted investments		-	-
Aggregate amount of unquoted investments		150.55	210.64
Aggregate impairment in value of investment		150.55	150.55

7 (b) Trade receivables - Current

Particulars	Rs. In Lacs	
	As at March 31, 2023	As at March 31, 2022
Unsecured, considered good	6,775.22	10,557.07
Significant increase in Credit Risk	-	-
Credit Impaired	4,290.44	44.62
Less : Allowance for doubtful debts	(4,290.44)	(44.62)
<b>Total Trade receivables</b>	<b>6,775.22</b>	<b>10,557.07</b>

1. No trade receivables are due from directors or other officers of the Company either severally or jointly with any person nor any trade receivables are due from firms or private companies respectively in which any director is a director, a partner or a member.
2. Trade receivables are given as security for borrowings as disclosed under Note 13 (a).
3. Trade receivables are non interest bearing and are generally on terms of 0 to 90 days.

Allowance for doubtful debts

The Company has provided allowance for doubtful debts based on the lifetime expected credit loss model using provision matrix.  
Movement in allowance for doubtful debt :

Particulars	Rs. In Lacs	
	As at March 31, 2023	As at March 31, 2022
<b>Balance at the beginning of the year</b>	44.62	-
Add : Allowance for the year (Refer note 24 and 24-A)	4,259.42	44.62
Less : Write off of bad debts (Net of recovery)	13.60	-
<b>Balance at the end of the year</b>	<b>4,290.44</b>	<b>44.62</b>

Write Off

During the year, the company has made write offs of Rs. 13.60 Lacs (Previous Year Rs. Nil) of trade receivables and it does not expect to receive future cash flow or recoveries from collection of cash flow previously written off.

Ageing Schedule:

Particulars	Unbilled	Not due	Outstanding for following periods from due date of payment					Total	Rs. In Lacs
			Less than 6 Months	6 Months - 1 year	1-2 years	2-3 years	More than 3 years		
			March 31, 2023	March 31, 2023	March 31, 2023	March 31, 2023	March 31, 2023		
Undisputed Trade receivable - Considered Good	291.55	4,354.06	1,848.91	376.20	180.20	5.65	10.20	<b>7,066.77</b>	
Undisputed Trade receivable - which have significant increase in risk	-	-	-	-	-	-	-	-	
Undisputed Trade receivable - credit impaired	-	-	-	-	-	-	-	-	
Disputed Trade receivable - Considered Good	-	-	-	-	-	-	-	-	
Disputed Trade receivable - which have significant increase in risk	-	-	-	-	-	-	-	-	
Disputed Trade receivable - credit impaired	775.81	126.18	396.17	30.44	109.39	138.84	3,489.42	<b>5,066.25</b>	
<b>Total</b>	<b>1,067.36</b>	<b>4,480.24</b>	<b>2,245.08</b>	<b>406.64</b>	<b>289.59</b>	<b>144.49</b>	<b>3,499.62</b>	<b>12,133.02</b>	
<b>March 31, 2022</b>									
Particulars	Unbilled	Not due	Outstanding for following periods from due date of payment					Total	Rs. In Lacs
			Less than 6 Months	6 Months - 1 year	1-2 years	2-3 years	More than 3 years		
			March 31, 2022	March 31, 2022	March 31, 2022	March 31, 2022	March 31, 2022		
Undisputed Trade receivable - Considered Good	2,031.87	2,168.81	1,933.06	2,707.33	1,111.95	1,433.90	1,202.02	<b>12,588.94</b>	
Undisputed Trade receivable - which have significant increase in risk	-	-	-	-	-	-	-	-	
Undisputed Trade receivable - credit impaired	-	-	-	-	-	-	-	-	
Disputed Trade receivable - Considered Good	-	-	-	-	-	-	-	-	
Disputed Trade receivable - which have significant increase in risk	-	-	-	-	-	-	-	-	
Disputed Trade receivable - credit impaired	-	-	9.59	7.60	21.43	6.00	-	<b>44.62</b>	
<b>Total</b>	<b>2,031.87</b>	<b>2,168.81</b>	<b>1,942.65</b>	<b>2,714.93</b>	<b>1,133.38</b>	<b>1,439.90</b>	<b>1,202.02</b>	<b>12,633.56</b>	

Arvind Envisol Limited  
Notes to the Financial Statements  
7 (c) Loans

Particulars	Rs. In Lacs	
	As at March 31, 2023	As at March 31, 2022
(Unsecured, considered good unless otherwise stated)		
<b>Non-current</b>	-	-
<b>Current</b>		
Loans to related party (Refer Note 31)	3,600.00	-
Loans to Others	-	-
<b>Total Loans</b>	<b>3,600.00</b>	<b>-</b>

No loans are due from directors or promoters of the Company either severally or jointly with any person. For terms and conditions of loans to related party, refer Note 31.

(a) Disclosures pursuant to section 185(4) of the Companies Act, 2013.  
Details of Loan Given

Name of the Company	Purpose	Rs. In Lacs	
		As at March 31, 2023	As at March 31, 2022
Arvind Sports Fashion Private Limited	General Business Purpose	3,600.00	-
<b>Total</b>		<b>#####</b>	<b>-</b>

Loans or Advances in the nature of loans are granted to promoters, directors, KMPs and the related parties (as defined under Companies Act, 2013), either severally or jointly with any other person, that are repayable on demand :-

Type of Borrower	Rs. In Lacs			
	Amount of loan or advance in the nature of outstanding loans	Percentage to the total Loans and Advances in the nature of outstanding loans	Amount of loan or advance in the nature of outstanding loans	Percentage to the total Loans and Advances in the nature of loans
	As at March 31, 2023		As at March 31, 2022	
Promoter	-	-	-	-
Director	-	-	-	-
KMPs	-	-	-	-
Related Parties	3,600.00	100%	-	-

Particulars	Rs. In Lacs	
	As at March 31, 2023	As at March 31, 2022
<b>7 (d) Cash and cash equivalent</b>		
Cash on hand	4.27	6.47
Balance with Bank		
Current accounts	1,332.02	593.29
<b>Total cash and cash equivalents</b>	<b>1,336.29</b>	<b>599.76</b>

Particulars	Rs. In Lacs	
	As at March 31, 2023	As at March 31, 2022
<b>7 (e) Other bank balance</b>		
Deposits with original maturity of more than three months but less than 12 months*	60.95	64.79
<b>Total other bank balances</b>	<b>60.95</b>	<b>64.79</b>

Particulars	Rs. In Lacs	
	As at March 31, 2023	As at March 31, 2022
(Unsecured, considered good unless otherwise stated)		
<b>Non-current</b>		
Bank Deposits with maturity of more than 12 months	31.20	165.88
Rs. 18.16 Lacs Held as Margin Money (March'22 Rs. 153.34 Lacs)		
Security deposits	37.37	36.87
	<b>68.57</b>	<b>202.75</b>
<b>Current</b>		
Earnest Money Deposit	8.53	9.03
Accrued Interest	1.77	164.39
Unbilled Revenue	291.55	2,031.87
Credit Impaired	775.81	-
Less : Allowance for doubtful debts	(775.81)	-
	<b>301.85</b>	<b>2,205.29</b>
<b>Total other financial assets</b>	<b>370.42</b>	<b>2,408.04</b>

Other current financial assets are given as security for borrowings as disclosed under Note 13(a).

Arvind Envisol Limited  
Notes to the Financial Statements

7 (g) : Financial Assets by category

Particulars	Cost	FVTPL	FVOCI	Rs. In Lacs
				Amortised Cost
<b>March 31, 2023</b>				
Trade Receivables	-	-	-	6,775.22
Loans	-	-	-	3,600.00
Cash & Bank balance	-	-	-	1,397.24
Other financial assets	-	-	-	370.42
<b>Total Financial Assets</b>	-	-	-	<b>12,142.88</b>
<b>March 31, 2022</b>				
Investments				
- Equity shares	60.09	-	-	-
Trade Receivables	-	-	-	10,557.07
Cash & Bank balance	-	-	-	664.55
Other financial assets	-	-	-	2,408.04
<b>Total Financial Assets</b>	<b>60.09</b>	-	-	<b>13,629.67</b>

For Financial instruments risk management objectives and policies, refer Note 37

Fair value disclosure for financial assets and liabilities are in Note 35 and fair value hierarchy disclosures are in Note 36

Note 8 : Other Non-Current / Current Assets

Particulars	Rs. In Lacs	
	As at March 31, 2023	As at March 31, 2022
(Unsecured, considered good unless otherwise stated)		
<b>Non-current</b>		
Prepaid expenses	13.96	16.35
	<b>13.96</b>	<b>16.35</b>
<b>Current</b>		
Advance to suppliers	514.36	253.95
Advance to Employees	25.78	16.70
Prepaid Gratuity (Refer Note 30)	9.81	6.93
Balance with Government Authorities (Refer Note 1 below)	583.35	691.24
Export Incentive receivable	7.71	244.19
Prepaid expenses	27.70	15.56
	<b>1,168.71</b>	<b>1,228.57</b>
<b>Total</b>	<b>1,182.67</b>	<b>1,244.92</b>

1. Balance with Government Authorities mainly consist of input credit availed.

2. Other current assets are given as security for borrowings as disclosed under Note 13 (a).

Note 9 : Inventories (At lower of cost and net realisable value)

Particulars	Rs. In Lacs	
	As at March 31, 2023	As at March 31, 2022
Raw Materials		
Raw Materials and components	205.43	198.79
Stock-in-trade	2,121.56	1,744.02
Stock-in-trade in transit	956.83	580.19
Finished Goods	62.17	15.08
<b>Total</b>	<b>3,345.99</b>	<b>2,538.08</b>

Note : Inventory write downs are accounted, considering the nature of inventory, ageing and net realisable value for Rs. 70.00 Lacs (March, 2022 Rs. Nil).

The changes in write downs are recognised as an expense in the Statement of Profit and Loss.

Inventories are hypothecated as security for borrowings as disclosed under Note 13 (a).

Note 10 : Current Tax Assets (Net)

Particulars	Rs. In Lacs	
	As at March 31, 2023	As at March 31, 2022
<b>Current Tax Assets (Net)</b>		
Advance Tax (Net of Provision for Taxation)	392.87	837.66
<b>Current Tax Assets (Net)</b>	<b>392.87</b>	<b>837.66</b>



Arvind Envisol Limited  
Notes to the Financial Statements

Note 11 : Equity share capital

Particulars	As at March 31, 2023		As at March 31, 2022	
	No. of shares	Rs. In Lacs	No. of shares	Rs. In Lacs
<b>Authorised share capital</b>				
Equity shares of Rs. 10 each (March 31, 2022: Rs. 10 each)	20,00,000	200.00	20,00,000	200.00
<b>Issued and subscribed share capital</b>				
Equity shares of Rs. 10 each (March 31, 2022: Rs. 10 each)	2,10,000	21.00	2,10,000	21.00
<b>Subscribed and fully paid up</b>				
Equity shares of Rs. 10 each (March 31, 2022: Rs. 10 each)	2,10,000	21.00	2,10,000	21.00
<b>Total</b>	<b>2,10,000</b>	<b>21.00</b>	<b>2,10,000</b>	<b>21.00</b>

11.1. Reconciliation of shares outstanding at the beginning and at the end of the Reporting period

Particulars	As at March 31, 2023		As at March 31, 2022	
	No. of shares	Rs. In Lacs	No. of shares	Rs. In Lacs
<b>At the beginning of the period</b>	<b>2,10,000</b>	<b>21.00</b>	<b>2,10,000</b>	<b>21.00</b>
Add: Issue of Share Capital	-	-	-	-
<b>Outstanding at the end of the period</b>	<b>2,10,000</b>	<b>21.00</b>	<b>2,10,000</b>	<b>21.00</b>

11.2. Terms/Rights attached to the equity shares

The Company has one class of shares referred to as equity shares having a par value of Rs. 10 each. Each shareholder is entitled to one vote per share held. The dividend proposed by the Board of Directors is subject to the approval of the shareholders in the ensuing Annual General Meeting. In the event of liquidation, the equity shareholders are eligible to receive the remaining assets after distribution of all+B4 preferential amounts, in proportion to their shareholding.

11.3. Shares Held by Holding Company

Particulars	As at March 31, 2023		As at March 31, 2022	
	No. of shares	Rs. In Lacs	No. of shares	Rs. In Lacs
Arvind Limited - (along with nominees)	2,10,000	21.00	2,10,000	21.00

11.4. Number of Shares held by each shareholder holding more than 5% Shares in the company

Name of the Shareholder	As at March 31, 2023		As at March 31, 2022	
	No. of shares	% of shareholding	No. of shares	% of shareholding
Arvind Limited - (along with nominees)	2,10,000	100.00%	2,10,000	100.00%

11.5. Shares Held by Promoters

Particulars	As at March 31, 2023			As at March 31, 2022		
	No. of shares	% of Total Shares	% Change During the year	No. of shares	% of Total Shares	% Change During the year
Arvind Limited - (along with nominees)	2,10,000	100%	0.00	2,10,000	100%	0.00

11.5. In the period of five years immediately preceding March 31, 2023:

- The Company has not allotted any equity shares as fully paid up without payment being received in cash.
- The Company has not allotted any equity shares by way of bonus issue.
- The Company has not bought back any equity shares.

11.6. Objective, policy and procedure of capital management, refer Note 38

Arvind Envisol Limited  
Notes to the Financial Statements

Note 12 : Other Equity

Particulars	Rs. In Lacs	
	As at March 31, 2023	As at March 31, 2022
<b>Note 12.1 Reserves &amp; Surplus</b>		
<b>Capital reserve</b>		
Balance as per last financial statements	49.65	49.65
<b>Amalgamation Reserve</b>		
Balance as per last financial statements	34.17	34.17
<b>Securities premium account</b>		
Balance as per last financial statements	784.00	784.00
<b>General Reserve</b>		
Balance as per last financial statements	1.00	1.00
<b>Surplus in statement of profit and loss</b>		
Balance as per last financial statements	9,555.77	9,986.75
Add: Profit / (Loss) for the year	(3,155.03)	(436.92)
Add / (Less): OCI for the year	(0.17)	5.94
	<b>6,400.57</b>	<b>9,555.77</b>
<b>Total Other equity</b>	<b>7,269.39</b>	<b>10,424.59</b>

The description of the nature and purpose of each reserve within equity is as follows :

- a **Capital reserve**  
Capital reserve represents capital reserve on amalgamation/business combination. This reserve arose pursuant to scheme of arrangement and shall not be considered to be reserve created by the Company.
- b **Amalgamation reserve**  
Amalgamation Reserve is a reserve which arose pursuant to the scheme of amalgamation and shall not be considered to be a reserve created by the Company.
- c **Securities premium**  
Securities premium is created due to premium on issue of shares. These reserve is utilised in accordance with the provisions of the Companies, Act.
- a **General reserve**  
General Reserve is a free reserve created by the Company by transfer from Retained earnings for appropriation purposes.

Note 13 : Financial Liabilities

Particulars	Rs. In Lacs	
	As at March 31, 2023	As at March 31, 2022
<b>13 (a) Borrowings</b>		
<b>Long Term Borrowings (Refer Note 1 below)</b>		
<b>Short Term Borrowings (Refer Note 1 and 2 below)</b>		
<b>Unsecured</b>		
Intercompany Deposits		
From Related Parties (Refer Note 31)	635.40	682.26
<b>Total Current borrowings</b>	<b>635.40</b>	<b>682.26</b>
<b>Total borrowings</b>	<b>635.40</b>	<b>682.26</b>

Arvind Envisol Limited  
Notes to the Financial Statements

1. Secured Borrowings

Short term			
Particulars	(Rs. In Lacs)	Rate of Interest	Security
Working Capital loans	-	8.9% to 10.25%	Exclusive charge on the entire current assets of the company present and future and goods procured under LC

a. All necessary charges or satisfaction are registered with ROC within the statutory period.

b. The Company has a Working Capital limit comprising of Fund-based and non-fund-based limits. For the said facility, the Company has submitted Stock and debtors statement to the bank on monthly basis as also the Quarterly Information Statements. The average difference is not material.

c. The Company has used the borrowings from banks and financial institutions for the specific purpose for which it was taken.

2. Unsecured Borrowings

(a) Short Term

Particulars	(Rs. In Lacs)	Rate of Interest
Inter Corporate Deposits		
-Interest Bearing	384.50	8%
-Non-Interest Bearing	250.90	0%

13 (b) Trade payables

Particulars	Rs. In Lacs	
	As at March 31, 2023	As at March 31, 2022
<b>Current</b>		
<b>Other Trade Payables (Refer Note below)</b>		
-Total outstanding dues of micro enterprises and small enterprises	262.45	262.31
-Total outstanding dues other than micro enterprises and small enterprises	6,180.60	5,956.33
<b>Total</b>	<b>6,443.05</b>	<b>6,218.64</b>

a Other trade payables are not-interest bearing and are normally settled on 30-90 days terms

b Based on the information available, the disclosures as required under section 22 of the Micro, Small and Medium Enterprise Small Enterprise Development (MSMED) Act, 2006 are presented as follows :

Particulars	Rs. In Lacs	
	As at March 31, 2023	As at March 31, 2022
(a) the principal amount and the interest due thereon (to be shown separately) remaining unpaid to any supplier at the end of each accounting year:		
i)	262.45	262.31
ii)	-	13.55
(b) the amount of interest paid by the buyer in terms of section 16 of the Micro, Small and Medium Enterprises Development Act, 2006 (27 of 2006), along with the amount of the payment made to the supplier beyond the appointed day during each accounting year;	-	-
(c) the amount of interest due and payable for the period of delay in making payment (which has been paid but beyond the appointed day during the year) but without adding the interest specified under the Micro, Small and Medium Enterprises Development Act, 2006;	-	13.55
(d) the amount of interest accrued and remaining unpaid at the end of each accounting year; and	-	13.55
(e) the amount of further interest remaining due and payable even in the succeeding years, until such date when the interest dues above are actually paid to the small enterprise, for the purpose of disallowance of a deductible expenditure under section 23 of the Micro, Small and Medium Enterprises Development Act, 2006	-	13.55

Ageing Schedule:  
March 31, 2023

Particulars	Not due	Outstanding for following periods from due date of payment				Total
		Less than 1 year	1-2 years	2-3 years	More than 3 years	
		Rs. In Lacs				
MSME	174.58	57.26	21.57	5.38	3.66	262.45
Others	2,544.45	3,445.31	74.97	71.02	44.85	6,180.60
Disputed dues - MSME	-	-	-	-	-	-
Disputed dues - Others	-	-	-	-	-	-
Unbilled dues	-	-	-	-	-	-
<b>Total</b>	<b>2,719.03</b>	<b>3,502.57</b>	<b>96.54</b>	<b>76.40</b>	<b>48.51</b>	<b>6,443.05</b>

March 31, 2022

Particulars	Not due	Outstanding for following periods from due date of payment				Total
		Less than 1 year	1-2 years	2-3 years	More than 3 years	
		Rs. In Lacs				
MSME	-	226.21	36.10	-	-	262.31
Others	3,787.28	1,931.80	142.68	94.57	-	5,956.33
Disputed dues - MSME	-	-	-	-	-	-
Disputed dues - Others	-	-	-	-	-	-
Unbilled dues	-	-	-	-	-	-
<b>Total</b>	<b>3,787.28</b>	<b>2,158.01</b>	<b>178.78</b>	<b>94.57</b>	<b>-</b>	<b>6,218.64</b>

13 (c) Other financial liabilities

Particulars	Rs. In Lacs	
	As at March 31, 2023	As at March 31, 2022
<b>Non-current</b>	-	-
<b>Current</b>		
Interest accrued but not due	60.92	13.55
Deferred Revenue	3,105.45	1,228.61
Payable to employees	405.97	88.59
<b>Total</b>	<b>3,572.34</b>	<b>1,330.75</b>

Arvind Envisol Limited  
Notes to the Financial Statements

13 (d) : Financial Liabilities by category

Particulars	FVTPL	FVOCI	Rs. In Lacs
			Amortised Cost
<b>March 31, 2023</b>			
Borrowings	-	-	635.40
Lease Liabilities	-	-	352.64
Trade payables	-	-	6,443.05
Payable to employees	-	-	405.97
Interest accrued but not due	-	-	60.92
Deferred Revenue	-	-	3,105.45
<b>Total Financial liabilities</b>	-	-	<b>11,003.43</b>
<b>March 31, 2022</b>			
Borrowings	-	-	682.26
Lease Liabilities	-	-	389.52
Trade payables	-	-	6,218.64
Payable to employees	-	-	88.59
Interest accrued but not due	-	-	13.55
Deferred Revenue	-	-	1,228.61
<b>Total Financial liabilities</b>	-	-	<b>8,621.18</b>

For Financial instruments risk management objectives and policies, refer Note 37  
Fair value disclosure for financial assets and liabilities are in Note 35 and fair value hierarchy disclosures are in Note 36

Note 14: Provisions

Particulars	Rs. In Lacs	
	As at March 31, 2023	As at March 31, 2022
<b>Long-term</b>		
<b>Provision for employee benefits (Refer Note 30)</b>		
Provision for leave encashment	51.42	58.76
	<b>51.42</b>	<b>58.76</b>
<b>Short-term</b>		
<b>Provision for employee benefits (Refer Note 30)</b>		
Provision for leave encashment	17.60	12.24
	<b>17.60</b>	<b>12.24</b>
<b>Total</b>	<b>69.02</b>	<b>71.00</b>

Note 15 : Other current liabilities

Particulars	Rs. In Lacs	
	As at March 31, 2023	As at March 31, 2022
<b>Current</b>		
Advance from customers	1,229.36	457.89
Statutory dues including provident fund and tax deducted at source	49.30	84.86
Other Liabilities	2.04	2.01
<b>Total</b>	<b>1,280.70</b>	<b>544.76</b>

Arvind Envisol Limited  
Notes to the Financial Statements

Note 16 : Revenue from operations

Particulars	Rs. In Lacs	
	Year Ended March 31, 2023	Year Ended March 31, 2022
Sale of products	21,483.30	18,203.08
Sale of services	5,322.93	4,405.95
Operating income		
Export incentives	4.32	12.21
Exchange difference (net)	319.41	352.44
Other Operating Income	-	4.13
	323.73	368.78
<b>Total</b>	<b>27,129.96</b>	<b>22,977.81</b>

Particulars	Rs. In Lacs	
	Year Ended March 31, 2023	Year Ended March 31, 2022
<b>I. Disaggregation of revenue</b>		
<b>A. Revenue based on Geography</b>		
i. Domestic	26,414.08	22,190.24
ii. Export	715.88	787.57
	27,129.96	22,977.81
<b>B. Revenue based on Business Segment</b>		
Manufacturing and trading of Components and Equipments and other related consumables	27,129.96	22,977.81

Particulars	Rs. In Lacs	
	Year Ended March 31, 2023	Year Ended March 31, 2022
<b>II. Reconciliation of Revenue from Operation with Contract Price</b>		
Revenue from contract with customers as per the contract price	27,146.94	23,063.26
<b>Adjustments made to contract price on account of :</b>		
a) Sales Return	16.98	85.45
<b>Total Revenue from Operations</b>	<b>27,129.96</b>	<b>22,977.81</b>

Note 17 : Other income

Particulars	Rs. In Lacs	
	Year Ended March 31, 2023	Year Ended March 31, 2022
<b>Interest income on financial assets measured at amortized cost</b>		
-Inter Corporate Deposits	1.78	168.68
-Fixed Deposits	27.80	13.94
-Others	41.30	0.83
Provision no longer required	13.60	19.86
Miscellaneous income	6.09	11.92
Exchange Difference Gain (Net)	245.76	-
<b>Total</b>	<b>336.33</b>	<b>215.22</b>

Note 18 : Cost of Raw materials consumed

Particulars	Rs. In Lacs	
	Year Ended March 31, 2023	Year Ended March 31, 2022
Stock at the beginning of the year	198.79	205.53
Add : Purchases	669.96	455.84
	868.75	661.37
Less : Inventory at the end of the year	205.43	198.79
<b>Total</b>	<b>663.31</b>	<b>462.58</b>

Arvind Envisol Limited  
Notes to the Financial Statements  
Note 19 : Purchases of stock-in-trade

Particulars	Rs. In Lacs	
	Year Ended March 31, 2023	Year Ended March 31, 2022
Purchase of stock-in-trade	16,543.25	14,331.84
<b>Total</b>	<b>16,543.25</b>	<b>14,331.84</b>

Note 20 : Changes in inventories of stock-in-trade and finished goods

Particulars	Rs. In Lacs	
	Year Ended March 31, 2023	Year Ended March 31, 2022
<b>Stock at the end of the year</b>		
Stock-in-trade	2,121.56	1,744.02
Finished Goods	62.17	15.08
<b>Stock at the beginning of the year</b>		
Stock-in-trade	1,744.02	1,422.52
Finished Goods	15.08	63.29
<b>Total</b>	<b>(424.63)</b>	<b>(273.29)</b>

Note 21 : Employee benefits expense

Particulars	Rs. In Lacs	
	Year Ended March 31, 2023	Year Ended March 31, 2022
Salaries, wages, gratuity, bonus, commission, etc. (Refer Note 30)	1,880.78	1,985.26
Contribution to provident and other funds (Refer Note 30)	59.66	60.81
Welfare and training expenses	15.98	19.02
<b>Total</b>	<b>1,956.42</b>	<b>2,065.09</b>

Note 22 : Finance costs

Particulars	Rs. In Lacs	
	Year Ended March 31, 2023	Year Ended March 31, 2022
<b>Interest expense on Financial Liabilities measured at amortised cost</b>		
- On Loan Liability	-	0.15
- On Inter Corporate Deposits	52.63	278.87
- On Lease Liability	31.83	34.61
- Others	34.65	155.27
<b>Total</b>	<b>119.11</b>	<b>468.90</b>

Note 23 : Depreciation and amortization expense

Particulars	Rs. In Lacs	
	Year Ended March 31, 2023	Year Ended March 31, 2022
Depreciation on Property, Plant & Equipment (Refer Note 5)	75.91	68.36
Depreciation on Right-of-use Assets (Refer Note 33)	52.43	52.32
Amortization on Intangible assets (Refer Note 6)	2.60	126.92
<b>Total</b>	<b>130.94</b>	<b>247.60</b>

**Arvind Envisol Limited**  
**Notes to the Financial Statements**

**Note 24 : Other expenses**

Particulars	Rs. In Lacs	
	Year Ended March 31, 2023	Year Ended March 31, 2022
Power and fuel	24.90	16.01
Insurance	12.56	14.53
Stores Consumed	61.94	56.02
Printing, stationery & communication	14.11	15.29
Short Term Rent (Refer Note 33)	10.25	18.87
Commission & Brokerage	32.81	7.51
Rates and taxes	0.02	0.01
Repairs :		
To Building	0.36	-
To Machineries (including spares consumption)	20.85	5.13
To Others	25.37	4.78
Freight, insurance & clearing charge	182.50	198.44
Operation and Management Expenses	851.14	478.11
Legal & Professional charges	167.10	186.42
Security Charges	18.25	15.85
Conveyance & Travelling expense	211.59	203.86
Advertisement and Publicity	55.50	6.98
Bad Debts written off	309.02	81.26
Allowance for doubtful debts (Refer Note 7b)	-	44.62
Auditor's remuneration (Refer Note a below)	12.92	11.70
Patent Related expenses	-	18.81
Bank charges	64.59	31.27
Penalty	0.80	0.16
Spend on CSR activities (Refer Note 34)	8.00	70.50
Loss on Sale of Property, Plant & Equipment	43.03	17.28
Exchange Difference Loss (Net)	-	528.14
Intangible under Development written off	1.64	-
Contract Labour Charges	98.00	3.23
Miscellaneous expenses	158.48	41.12
<b>Total</b>	<b>2,385.73</b>	<b>2,075.90</b>

**a. Break up of Auditor's Remuneration**

Particulars	Rs. In Lacs	
	Year Ended March 31, 2023	Year Ended March 31, 2022
<b>Payment to Auditors as :</b>		
Auditors	7.50	8.02
For tax audit	1.55	1.56
For other certification work	2.95	1.26
For reimbursement of expenses	0.92	0.86
<b>Total</b>	<b>12.92</b>	<b>11.70</b>

**Note 24-A : Exceptional Items**

Particulars	Rs. In Lacs	
	Year Ended March 31, 2023	Year Ended March 31, 2022
Provision for Impairment/ Loss on sale of Investment	15.64	150.55
Provision for Doubtful Debts	4,259.42	-
Provision for Unbilled Revenue	775.81	-
<b>Total</b>	<b>5,050.87</b>	<b>150.55</b>

**Arvind Envisol Limited**  
**Notes to the Financial Statements**

**Note 25 : Income Tax**

The major component of income tax expense:

Particulars	Rs. In Lacs	
	Year Ended March 31, 2023	Year Ended March 31, 2022
<b><u>Statement of Profit &amp; Loss</u></b>		
<b>Current Tax</b>		
Current income tax	194.24	20.64
<b>Deferred Tax</b>		
Deferred tax Charge/(Credit)	(1,159.60)	(136.26)
<b>Income tax expense reported in the statement of profit &amp; loss</b>	<b>(965.36)</b>	<b>(115.62)</b>

**OCI Section**

Particulars	Rs. In Lacs	
	Year Ended March 31, 2023	Year Ended March 31, 2022
<b><u>Statement to Other comprehensive income (OCI)</u></b>		
Deferred tax Charge/(Credit)	(0.06)	2.00
<b>Deferred tax charged to OCI</b>	<b>(0.06)</b>	<b>2.00</b>

**Reconciliation of tax expense and the accounting profit multiplied by domestic tax rate:**

**A) Current tax**

Particulars	Rs. In Lacs	
	Year Ended March 31, 2023	Year Ended March 31, 2022
<b>Accounting Profit/(Loss) before tax</b>	<b>(4,120.39)</b>	<b>(552.54)</b>
<b>Tax Rate</b>	<b>25.17%</b>	<b>25.17%</b>
Current Tax Expenses on Profit/(Loss) before tax at the enacted income tax rate in India	(1,037.02)	(139.06)
<b><u>Adjustments</u></b>		
Incremental tax for foreign Branch	-	20.64
Non Deductible Expenditure in Income Tax	6.22	2.80
Other Adjustments	65.44	-
<b>Current Tax at the effective income tax rate</b>	<b>(965.36)</b>	<b>(115.62)</b>



Arvind Envisol Limited  
Notes to the Financial Statements

B) Deferred tax

Particulars	Rs. In Lacs		Rs. In Lacs	
	Statement of Profit & Loss and Other Comprehensive Income		Statement of Profit & Loss and Other Comprehensive Income	
	Balance Sheet As at March 31, 2023	Year Ended March 31, 2023	Balance Sheet As at March 31, 2022	Year Ended March 31, 2022
Accelerated depreciation for tax purposes	(31.73)	9.15	(22.58)	(15.65)
Expenditure allowable on payment basis	18.12	4.65	22.77	(3.64)
Impact of Ind AS 1.16 - Leases	13.56	(3.90)	9.66	(5.29)
Provision for Impairment	-	35.07	35.07	(35.07)
Unabsorbed business loss, depreciation etc	-	63.38	63.38	(63.38)
Others	1,279.24	(1,268.01)	11.23	(11.23)
<b>Net deferred tax assets/(liabilities)</b>	<b>1,279.19</b>	<b>(1,159.66)</b>	<b>119.53</b>	<b>(134.26)</b>

Reconciliation of Deferred Tax Assets/(Liabilities), Net

Particulars	Rs. In Lacs	
	Year Ended March 31, 2023	Year Ended March 31, 2022
Opening balance as at April 1	119.53	(14.73)
Deferred Tax income/(expense) during the year recognised in profit or loss	1,159.60	136.26
Deferred Tax income/(expense) during the year recognised in OCI	0.06	(2.00)
<b>Closing balance as at March 31</b>	<b>1,279.19</b>	<b>119.53</b>

The Company offsets tax assets and liabilities if and only if it has a legally enforceable right to set off current tax assets and current tax liabilities and the deferred tax assets and deferred tax liabilities related to income taxes levied by the same tax authority.

**Arvind Envisol Limited**  
**Notes to the Financial Statements**

**Note 26 : Contingent liabilities**

Particulars	Rs. In Lacs	
	As at March 31, 2023	As at March 31, 2022
<b>Contingent liabilities not provided for</b>		
(i) Guarantee given by bank on behalf of the Company	-	-
(ii) Disputed demands in respect of Central sales tax	-	36.57
Value added tax (Foreign Branch)	140.35	164.35
Income tax (Foreign Branch)	424.90	497.55

**Notes :**

- (a) It is not practicable for the Company to estimate the timing of cash outflows, if any, in respect of the above pending resolution of the respective proceedings mentioned in (ii).  
(b) The Company does not expect any reimbursements in respect of the above Contingent liabilities.  
(c) The Company believes that the ultimate outcome of these proceedings will not have a material adverse effect on the Company's financial position and results of operations.

**Note 27 : Capital commitment and other commitments**

Particulars	Rs. In Lacs	
	As at March 31, 2023	As at March 31, 2022
<b>Capital commitments</b>		
Estimated amount of Contracts remaining to be executed on capital account and not provided for	6.34	-
<b>Other commitments</b>	-	-

**Note 28 : Foreign Exchange Derivatives and Exposures not hedged**

**A. Foreign Exchange Derivatives**

Nil

**B. Exposure Not Hedged**

Nature of exposure	In FC USD in Mn		In FC EURO in Mn	
	Rs. in Lacs	Rs. in Lacs	Rs. in Lacs	Rs. in Lacs
<b>Receivables</b>				
As at Mar 31, 2023	4.03	3,314.13	-	-
As at Mar 31, 2022	3.82	2,898.02	0.03	28.30
<b>Payable towards borrowings</b> (Including Interest accrued but not due thereon)				
As at Mar 31, 2023	-	-	-	-
As at Mar 31, 2022	-	-	-	-
<b>Trade Payables</b>				
As at Mar 31, 2023	2.15	1,766.44	-	-
As at Mar 31, 2022	2.16	1,633.66	-	-

**Arvind Envisol Limited**  
**Notes to the Financial Statements**

**Note 29 : Segment Reporting**

**Identification of Segments:**

The chief operational decision maker monitors the operating results of its Business segment separately for the purpose of making decision about resource allocation and performance assessment. Segment performance is evaluated based on profit or loss and is measured consistently with profit or loss in the financial statements. Operating segment have been identified on the basis of nature of products and other quantitative criteria specified in the Ind AS 108. Operating segments are reported in a manner consistent with the internal reporting provided to the Chief Operating Decision Maker ("CODM") of the company.

The Company is primarily engaged in the business of manufacturing and trading of Components and Equipments and other related consumables, which in the context of Indian Accounting Standard 108 on Segment Reporting, constitutes a single reportable primary (business) segment.

**Geographical segment**

Geographical segment is considered based on sales within India and rest of the world.

Particulars	Rs. In Lacs	
	Year Ended March 31, 2023	Year Ended March 31, 2022
<b>Segment Revenue*</b>		
a) In India	26,414.08	22,190.24
b) Rest of the world	715.88	787.57
<b>Total Sales</b>	<b>27,129.96</b>	<b>22,977.81</b>
<b>Carrying Cost of Segment Assets**</b>		
a) In India	19,119.98	14,510.70
b) Rest of the world	523.56	5,171.82
<b>Total</b>	<b>19,643.54</b>	<b>19,682.52</b>
<b>Carrying Cost of Segment Non Current Assets**@</b>		
a) In India	1,310.80	1,265.53
b) Rest of the world	3.10	3.40
<b>Total</b>	<b>1,313.90</b>	<b>1,268.93</b>

\* Based on location of Customers

\*\* Based on location of Assets

@ Excluding Financial Assets and Deferred Tax Assets

**Note:**

Considering the nature of business of the Company in which it operates, the Company deals with various customers including multiple geographics. There are three (3) customers together contributing Rs. 11758.65 Lacs (March 31, 2022 : 3 customers, Rs. 8695.44 Lacs) of the total revenue of the Company from domestic and export sales.

Arvind Envisol Limited  
Notes to the Financial Statements

**Note 30 : Disclosure pursuant to Employee benefits**

**A Defined Contribution Plans**  
The following amounts are recognised as expense and included in Note 21 "Employee benefit expenses"

Particulars	Rs. In Lacs	
	Year Ended March 31, 2023	Year Ended March 31, 2022
Provident Fund and Contributory Pension Scheme	59.40	57.33
<b>Total</b>	<b>59.40</b>	<b>57.33</b>

**B Defined Benefit Plans**  
The Company has following post employment benefits which are in the nature of defined benefit plans:

**Gratuity**  
The Company provides for gratuity for employees in India as per the Payment of Gratuity Act, 1972. Employees who are in continuous service for a period of 5 years are eligible for gratuity. The amount of gratuity payable on retirement/termination is the employees last drawn basic salary per month computed proportionately for 15 days salary multiplied with the number of years of service.

**March 31, 2023: Changes in defined benefit obligation and plan assets**

2022-2023	April 1, 2022		Gratuity cost charged to statement of profit and loss					Remeasurement gains/(losses) in other comprehensive income					March 31, 2023
	Service cost	Net interest expense	Sub-total included in statement of profit and loss	Benefit paid	Return on plan assets (excluding amounts included in net interest expense)	Actuarial changes arising from demographic assumptions	Actuarial changes arising from changes in financial assumptions	Experience adjustments	Sub-total included in OCI	Contributions by employer			
Gratuity	101.68	15.02	21.53	(17.69)	-	(0.03)	(8.16)	7.71	(0.48)	-	106.01		
Defined benefit obligation	108.61	6.96	6.96	-	0.25	-	-	0.25	0.25	-	115.82		
Fair value of plan assets	(6.93)	(0.44)	14.57	(17.69)	0.25	(0.03)	(8.16)	7.71	(0.23)	-	115.82		
<b>Total benefit liability</b>	<b>15.02</b>	<b>(0.44)</b>	<b>14.57</b>	<b>(17.69)</b>	<b>0.25</b>	<b>(0.03)</b>	<b>(8.16)</b>	<b>7.71</b>	<b>(0.23)</b>	<b>-</b>	<b>(9.81)</b>		

**March 31, 2022: Changes in defined benefit obligation and plan assets**

2021-22	April 1, 2021		Gratuity cost charged to statement of profit and loss					Remeasurement gains/(losses) in other comprehensive income					March 31, 2022
	Service cost	Net interest expense	Sub-total included in statement of profit and loss	Benefit paid	Return on plan assets (excluding amounts included in net interest expense)	Actuarial changes arising from demographic assumptions	Actuarial changes arising from changes in financial assumptions	Experience adjustments	Sub-total included in OCI	Contributions by employer			
Gratuity	94.63	16.17	5.73	(7.64)	-	0.01	1.43	5.77	7.21	-	101.68		
Defined benefit obligation	101.72	6.16	6.16	-	0.73	-	-	0.73	0.73	-	108.61		
Fair value of plan assets	(7.09)	(0.45)	15.74	(7.64)	0.73	(0.01)	1.43	5.77	0.73	-	108.61		
<b>Total benefit liability</b>	<b>15.17</b>	<b>(0.45)</b>	<b>15.74</b>	<b>(7.64)</b>	<b>0.73</b>	<b>0.01</b>	<b>1.43</b>	<b>5.77</b>	<b>0.73</b>	<b>-</b>	<b>(6.93)</b>		

The major categories of plan assets of the fair value of the total plan assets of Gratuity are as follows:

Particulars	Year Ended		Year Ended	
	March 31, 2023	March 31, 2022	March 31, 2023	March 31, 2022
Others (Insurance company Products)	100%	100%	100%	100%
(%) of total plan assets	100%	100%	100%	100%

The principal assumptions used in determining above defined benefit obligations for the Company's plans are shown below:

Particulars	Year Ended		Year Ended	
	March 31, 2023	March 31, 2022	March 31, 2023	March 31, 2022
Discount rate	7.29%	6.41%	6.41%	6.41%
Future salary increase	9.00%	5.00%	5.00%	5.00%
Medical Cost Inflation	0.00%	0.00%	0.00%	0.00%
Expected rate of return on plan assets	7.29%	6.41%	6.41%	6.41%
Attrition rate	25.00%	16.00%	16.00%	16.00%
Mortality rate during employment	Indian Assured Lives Mortality 2012-14 (Urban)	Indian Assured Lives Mortality 2012-14 (Urban)	Indian Assured Lives Mortality 2012-14 (Urban)	Indian Assured Lives Mortality 2012-14 (Urban)

**Increase / (Decrease) in defined benefit obligation (Impact)**

Particulars	Year Ended		Year Ended	
	March 31, 2023	March 31, 2022	March 31, 2023	March 31, 2022
Gratuity	1% increase	(3.87)	1% increase	4.22
Discount rate	1% decrease	2.95	1% decrease	(3.87)

**Arvind Envisol Limited**  
**Notes to the Financial Statements**

Salary increase	1% increase	2.87	4.23
	1% decrease	(2.74)	(3.96)
Attrition rate	1% increase	(0.41)	0.05
	1% decrease	0.44	(0.07)

The followings are the expected future benefit payments for the defined benefit plan :

Particulars	Rs. In Lacs	
	Year Ended March 31, 2023	Year Ended March 31, 2022
<b>Gratuity</b>		
Within the next 12 months (next annual reporting period)	25.43	15.65
Between 2 and 5 years	65.29	55.23
Beyond 5 years	42.74	56.17
	<b>133.45</b>	<b>137.05</b>

**Weighted average duration of defined plan obligation (based on discounted cash flows)**

Particulars	Year Ended	
	March 31, 2023	March 31, 2022
<b>Gratuity</b>	4	5

**Arvind Envisol Limited**  
**Notes to the Financial Statements**

**Note 31 : Related Party Transactions**

As per the Indian Accounting Standard on "Related Party Disclosures" (Ind AS 24), the related parties of the Company are as follows :

a	<b>Name of Related Parties and Nature of Relationship</b>
	<b>Holding Company</b> Arvind Limited
	<b>Subsidiary Company</b> Arvind Envisol PLC - Ethiopia AJ Environmental Solutions Private Limited (China)
	<b>Fellow Subsidiary</b> Arvind Lifestyle Apparel Manufacturing Arvind PD Composites Private Limited Syntel Telecom Limited Enkay Converged Technologies LLP Arvind Sports Fashion Private Limited (Previously Known as Arvind Ruf & Tuf Private Limited)
	<b>Company under the control of Key Managerial Personnel</b> Arvind Fashions Limited Arvind Youth Brands Private Limited Arvind Lifestyle Brands Limited

Note: Related party relationship is as identified by the Company and relied upon by the Auditors.



Arvind Envisol Limited  
Notes to the Financial Statements

b Transactions with related parties

Particulars	Rs. In Lacs		
	Holding Company	Subsidiary Company	Fellow Subsidiary
<b>Purchase of Goods and Materials</b>			
March 31, 2023	52.01	-	9.71
March 31, 2022	38.56	-	7.30
<b>Sales of Goods and Materials</b>			
March 31, 2023	1,335.27	-	7.51
March 31, 2022	211.87	-	-
<b>Sale of Services - Operation &amp; Maintenance</b>			
March 31, 2023	4,918.38	-	-
March 31, 2022	4,489.04	-	-
<b>Receiving of Services-Manpower Services</b>			
March 31, 2023	599.36	-	0.57
March 31, 2022	401.01	-	-
<b>Interest Expense</b>			
March 31, 2023	21.69	-	30.94
March 31, 2022	265.42	-	13.45
<b>Interest Income</b>			
March 31, 2023	-	-	1.78
March 31, 2022	-	-	168.68
<b>Loan Given</b>			
March 31, 2023	-	-	3,600.00
March 31, 2022	-	-	(3,685.89)
<b>Repayment of Loan Given</b>			
March 31, 2023	-	-	-
March 31, 2022	-	-	-
<b>Loan Taken</b>			
March 31, 2023	915.00	-	263.00
March 31, 2022	-	-	-
<b>Repayment of Loan Taken</b>			
March 31, 2023	915.00	-	302.50
March 31, 2022	(3,375.26)	-	424.00

c Balances

Particulars	Rs. In Lacs		
	Holding Company	Subsidiary Company	Fellow Subsidiary
<b>Trade and Other Receivable</b>			
March 31, 2023	513.00	-	5.33
March 31, 2022	1,112.10	729.83	152.76
<b>Trade and Other Payable</b>			
March 31, 2023	331.08	-	30.63
March 31, 2022	20.03	81.50	-
<b>Receivable in respect of Loans</b>			
March 31, 2023	-	-	3,600.00
March 31, 2022	-	-	-
<b>Payable in respect of Loans</b>			
March 31, 2023	-	-	635.40
March 31, 2022	-	-	682.26

d Terms and conditions of transactions with related parties

1) Transaction entered into with related party are made on terms equivalent to those that prevail in arm's length transactions. Outstanding balances other than loan given & taken and fair value of financial guarantee contract, at the year-end are unsecured and interest free and settlement occurs in cash.

2) Loans taken from the related party carries interest rate 8.00% (March 31, 2022 : 8.00%)

e Commitments with related parties

The Company has not provided any commitment to the related party (March 31, 2022: Rs. Nil)

**Arvind Envisol Limited**  
**Notes to the Financial Statements**

**Note 33 : Leases**

- A. The Company has taken Godowns, factory premises, offices and other facilities on lease period of 1 to 5 years with option of renewal. Disclosures as per Ind AS 116 - Leases are as follows:

Particulars	Rs. In Lacs	
	Year Ended March 31, 2023	Year Ended March 31, 2022
Balance at the beginning of the year	351.17	398.49
Additions	-	5.00
Deletions	-	-
Depreciation	(52.43)	(52.32)
<b>Balance at the end of the period</b>	<b>298.74</b>	<b>351.17</b>

Particulars	Rs. In Lacs	
	Year Ended March 31, 2023	Year Ended March 31, 2022
Balance at the beginning of the year	389.52	415.84
Additions	-	5.00
Deletions	-	-
Finance cost accrued during the period	31.83	34.61
Payment of lease liabilities	(68.71)	(65.93)
<b>Balance at the end of the period</b>	<b>352.64</b>	<b>389.52</b>
<b>Current</b>	<b>45.69</b>	<b>36.89</b>
<b>Non-current</b>	<b>306.95</b>	<b>352.63</b>

Particulars	Rs. In Lacs	
	Year Ended March 31, 2023	Year Ended March 31, 2022
Less than one year	73.95	36.89
One to five years	316.64	221.84
More than five years	57.47	130.79
<b>Total</b>	<b>448.06</b>	<b>389.52</b>

- E. The Company does not face a significant liquidity risk with regard to its lease liabilities as the current assets are sufficient to meet the obligations related to lease liabilities as and when they fall due.
- F. The Company incurred Rs. 10.25 Lacs for the year ended March 31, 2023 (March 31, 2022 Rs. 18.87 Lacs) towards expenses relating to short-term leases and leases of low-value assets.

**Note 34 : Disclosure in respect of Corporate Social Responsibility (CSR) Activities**

- a. The Company is required to spend Rs. 8.00 Lacs ; (March 31, 2022:70.50 Lacs) on CSR activities.  
Amount spent during the year on:

Particulars	Rs. In Lacs	
	Year Ended March 31, 2023	Year Ended March 31, 2022
a) Gross amount required to be spent by the Company during the year	8.00	70.50
b) Amount spend during the year (in cash)	-	-
i) Construction/ acquisition of any asset	-	-
(ii) Contribution to various Trusts / NGOs / Societies /Agencies and utilization thereon	8.00	70.50
(iii) Expenditure on Administrative Overheads for CSR	-	-
c) Amount unspent during the year	-	-
d) Total of previous years shortfall	-	-
e) Reasons for shortfall	-	-
f) Details of related party transactions	-	-
Name	-	-
Relationship	-	-
Amount	-	-
g) Movement of CSR Provision	-	-
Balance as per last financial statements	-	-
Add: Provision made during the year	8.00	70.50
(Less): Utilised during the year	8.00	70.50
Balance at the end of the year	-	-



**Arvind Envisol Limited**  
**Notes to the Financial Statements**

**Note 35 : Fair value disclosures for financial assets and financial liabilities**

Set out below is a comparison, by class, of the carrying amounts and fair value of the Company's financial instruments, other than those with carrying amounts that are reasonable approximations of fair values:

Particulars	Rs. In Lacs	
	As at March 31,2023	As at March 31,2022
<b>Financial assets</b>		
Investments measured at cost		
Carrying Amount	-	60.09
Fair Value	-	60.09
<b>Financial liabilities</b>		
Borrowings		
Carrying Amount	635.40	682.26
Fair Value	635.40	682.26

The management assessed that the fair values of cash and cash equivalents, other bank balances, loans trade receivables, other current financial assets, trade payables and other current financial liabilities approximate their carrying amounts largely due to the short-term maturities of these instruments.

The fair value of the financial assets and liabilities is included at the amount at which the instrument could be exchanged in a current transaction between willing parties, other than in a forced or liquidation sale. The following methods and assumptions were used to estimate the fair values

The fair value of borrowings and other financial liabilities is calculated by discounting future cash flows using rates currently available for debts on similar terms, credit risk and remaining maturities.

The discount for lack of marketability represents the amounts that the Company has determined that market participants would take into account when pricing the investments.

**Note 36 : Fair value hierarchy**

The following table provides the fair value measurement hierarchy of the Company's assets and liabilities :

Particulars	Date of valuation	Fair value measurement using				Rs. In Lacs
		Total	Quoted prices in active markets (Level 1)	Significant observable inputs (Level 2)	Significant unobservable inputs (Level 3)	
<b>Assets measured at fair value</b>						
Investments measured at cost	March 31,2023	-	-	-	-	-
	March 31,2022	60.09	-	60.09	-	-
<b>Liabilities measured at fair value</b>						
Borrowings	March 31,2023	635.40	-	635.40	-	-
	March 31,2022	682.26	-	682.26	-	-

**Fair value hierarchy**

Level 1: Level 1 hierarchy includes financial instruments measured using quoted prices. This includes listed equity instruments that have quoted price. The fair value of all equity instruments which are traded in the stock exchanges is valued using the closing price as at the reporting period.

Level 2: The fair value of financial instruments that are not traded in an active market (for example, traded bonds, over-the counter derivatives) is determined using valuation techniques which maximize the use of observable market data and rely as little as possible on entity-specific estimates. If

Level 3: If one or more of the significant inputs is not based on observable market data, the instrument is included in level 3. This is the case for unlisted equity securities, contingent consideration and indemnification asset included in level 3.

There are no transfer between level 1, 2 and 3 during the year.

The Company's policy is to recognise transfers into and transfers out of fair value hierarchy levels as at the end of the reporting period.

**Arvind Envisol Limited**  
**Notes to the Financial Statements**

**Note 37 : Financial instruments risk management objectives and policies**

The Company's principal financial liabilities, other than derivatives, comprise borrowings and trade & other payables. The main purpose of these financial liabilities is to finance the Company's operations and to support its operations. The Company's principal financial assets include Investments, loans given, trade and other receivables and cash & short-term deposits that derive directly from its operations.

The Company's activities expose it to market risk, credit risk and liquidity risk. In order to minimise any adverse effects on the financial performance of the company, derivative financial instruments, such as foreign exchange forward contracts, foreign currency option contracts are entered to hedge certain foreign currency exposures and interest rate swaps to hedge certain variable interest rate exposures. Derivatives are used exclusively for hedging purposes and not as trading / speculative instruments.

The Company's risk management is carried out by a Treasury department under policies approved by the Board of directors. Company's treasury identifies, evaluates and hedges financial risks in close co-operation with the Company's operating units. The board provides written principles for overall risk management, as well as policies covering specific areas, such as foreign exchange risk, interest rate risk, credit risk, use of derivative financial instruments and non-derivative financial instruments, and investment of excess liquidity.

**(a) Market risk**

Market risk is the risk that the fair value of future cash flows of a financial instrument will fluctuate because of changes in market prices. Market risk comprises three types of risk: interest rate risk, currency risk and other price risk, such as equity price risk and commodity risk. Financial instruments affected by market risk include borrowings, deposits, Investments, trade and other receivables, trade and other payables and derivative financial instruments.

Within the various methodologies to analyse and manage risk, Company has implemented a system based on "sensitivity analysis" on symmetric basis. This tool enables the risk managers to identify the risk position of the entities. Sensitivity analysis provides an approximate quantification of the exposure in the event that certain specified parameters were to be met under a specific set of assumptions. The risk estimates provided here assume:

- a parallel shift of 50-basis points of the interest rate yield curves in all currencies.
- a simultaneous, parallel foreign exchange rates shift in which the INR appreciates / depreciates against all currencies by 2%
- 10% increase / decrease in equity prices of all investments traded in an active market, which are classified as financial asset measured at FVOCI.

The potential economic impact, due to these assumptions, is based on the occurrence of adverse / inverse market conditions and reflects estimated changes resulting from the sensitivity analysis. Actual results that are included in the Statement of profit & loss may differ materially from these estimates due to actual developments in the global financial markets.

The analyses exclude the impact of movements in market variables on: the carrying values of gratuity, pension and other post-retirement obligations and provisions.

The following assumption has been made in calculating the sensitivity analyses:

- The sensitivity of the relevant statement of profit or loss item is the effect of the assumed changes in respective market risks. This is based on the financial assets and financial liabilities held at March 31, 2023 and March 31, 2022.
- The sensitivity of equity is calculated by considering the effect of any associated cash flow hedges as at March 31, 2023 and March 31, 2022 for the effects of the assumed changes of the underlying risk

**Interest rate risk**

Interest rate risk arises from the sensitivity of financial assets and liabilities to changes in market rates of interest. The Company has not hedged its interest rate risk.

As at March 31, 2023, 100% of the Company's Borrowings are at fixed rate of interest (March 31, 2022 : 100%)

**Foreign currency risk**

Foreign currency risk is the risk that the fair value or future cash flows of an exposure will fluctuate because of changes in foreign exchange rates. The Company transacts business in local currency and in foreign currency, primarily in USD. The Company has obtained foreign currency loans and has foreign currency trade payables and receivables etc. and is, therefore, exposed to foreign exchange risk. The Company may use forward contracts, foreign exchange options or currency swaps towards hedging risk resulting from changes and fluctuations in foreign currency exchange rate. These foreign exchange contracts, carried at fair value, may have varying maturities varying depending upon the primary host contract requirements and risk management strategy of the Company.

The Company manages its foreign currency risk by hedging appropriate percentage of its foreign currency exposure, as approved by Board as per established risk management policy. Details of the hedge & unhedged position of the Company given in Note 28.

**Arvind Envisol Limited**  
**Notes to the Financial Statements**

**Foreign currency sensitivity**

The following tables demonstrate the sensitivity to a reasonably possible change in USD, EUR and BIR rates to the functional currency of respective entity, with all other variables held constant. The Company's exposure to foreign currency changes for all other currencies is not material. The impact on the Company's profit before tax is due to changes in the fair value of monetary assets and liabilities. The impact on the Company's pre-tax equity is due to changes in the fair value of foreign currency monetary items designated as cash flow hedge.

Particulars	Rs. In Lacs			
	Change in USD rate	Effect on profit before tax	Change in EUR rate	Effect on profit before tax
<b>March 31, 2023</b>	+2%	30.95	+2%	-
	-2%	(30.95)	-2%	-
<b>March 31, 2022</b>	+2%	25.29	+2%	0.57
	-2%	(25.29)	-2%	(0.57)

Although the financial instruments have not been designated in a hedge relationship, they act as an economic hedge and will offset the underlying transactions when they occur.

**(b) Credit risk**

Credit risk is the risk that a counterparty will not meet its obligations under a financial instrument or customer contract, leading to a financial loss. The Company is exposed to credit risk from its operating activities (primarily trade receivables) and from its financing activities, including deposits with banks, foreign exchange transactions and other financial instruments.

**Trade receivables**

Customer credit risk is managed by each business unit subject to the Company's established policy, procedures and control relating to customer credit risk management. Trade receivables are non-interest bearing and are generally on 30 days to 60 days credit term. Credit limits are established for all customers based on internal rating criteria. Outstanding customer receivables are regularly monitored and any shipments to major customers are generally covered by letters of credit. The Company has no concentration of credit risk as the customer base is widely distributed both economically and geographically.

An impairment analysis is performed at each reporting date on an individual basis for major clients. In addition, a large number of minor receivables are Companied into homogenous Companies and assessed for impairment collectively. The calculation is based on actual incurred historical data. The maximum exposure to credit risk at the reporting date is the carrying value of each class of financial assets disclosed in Note 7b. The Company does not hold collateral as security. The Company evaluates the concentration of risk with respect to trade receivables as low, as its customers are located in several jurisdictions and industries and operate in largely independent markets.

**Financial instruments and cash deposits**

Credit risk from balances with banks and financial institutions is managed by the Company's treasury department in accordance with the Company's policy. Investments of surplus funds are made only with approved counterparties who meets the minimum threshold requirements under the counterparty risk assessment process. The Company monitors the ratings, credit spreads and financial strength of its counterparties. Based on its ongoing assessment of counterparty risk, the Company adjusts its exposure to various counterparties. The Company's maximum exposure to credit risk for the components of the Balance sheet as is the carrying amount as disclosed in Note 35.

**(c) Liquidity risk**

Liquidity risk is the risk that the Company may not be able to meet its present and future cash and collateral obligations without incurring unacceptable losses. The Company's objective is to, at all times maintain optimum levels of liquidity to meet its cash and collateral requirements. The Company closely monitors its liquidity position and deploys a robust cash management system. It maintains adequate sources of financing including bilateral loans, debt and overdraft from both domestic and international banks at an optimised cost. It also enjoys strong access to domestic capital markets across equity.

The table below summarises the maturity profile of the Company's financial liabilities based on contractual undiscounted payments:

Particulars	Rs. In Lacs				
	Less than 1 year	1 year to 2 years	3 years to 5 years	After 5 years	Total
<b>As at March 31, 2023</b>					
Interest bearing borrowings*	635.40	-	-	-	635.40
Lease Liabilities	73.95	150.96	165.68	57.47	448.06
Trade payables	6,443.05	-	-	-	6,443.05
Other financial liabilities#	3,572.34	-	-	-	3,572.34
	<b>10,724.74</b>	<b>150.96</b>	<b>165.68</b>	<b>57.47</b>	<b>11,098.85</b>
<b>As at March 31, 2022</b>					
Interest bearing borrowings*	682.26	-	-	-	682.26
Lease Liabilities	36.89	153.03	68.81	130.79	389.52
Trade payables	6,218.64	-	-	-	6,218.64
Other financial liabilities#	1,330.75	-	-	-	1,330.75
	<b>8,268.54</b>	<b>153.03</b>	<b>68.81</b>	<b>130.79</b>	<b>8,621.17</b>

\* Includes contractual interest payment based on interest rate prevailing at the end of the reporting period over the tenor of the borrowings. Current maturity of long-term borrowings is included in interest bearing borrowing part in above note.

# Other financial liabilities includes interest accrued but not due of Rs. 60.92 Lakhs (March 31, 2022: Rs. 13.55 Lakhs).

**Note 38 : Capital management**

For the purpose of the Company's capital management, capital includes issued equity capital and all other equity reserves attributable to the equity holders of the Company. The primary objective of the Company's capital management is to ensure that it maintains an efficient capital structure and healthy capital ratios in order to support its business and maximise shareholder value.

Arvind Envisol Limited  
Notes to the Financial Statements

Note 39 : Ratio Analysis

Sl No	Particulars	Numerator	Denominator	Year ended		% Variance	Reason for Variance in excess of 25%
				March 31, 2023	March 31, 2022		
1	Current Ratio (In times)	Current Assets	Current Liabilities	1.42	2.04	-30.70%	On account of exceptional items partly positive by higher credit sales.
2	Debt-Equity Ratio (In times)	Total Debt	Total Equity	7.17%	6.40%	11.96%	Provision on Ethiopia's receivable.
3	Debt Service Coverage Ratio (In times)	Earnings before Interest, Tax, Depreciation and amortisation	Debt Service	-379.33%	26.30%	-1542.12%	On account of exceptional items.
4	Return on Equity Ratio (%)	Net Profit after Tax	Total Equity	-35.58%	-4.10%	768.12%	Operating profit during the year negated by exceptional items
5	Inventory turnover Ratio (In times)	Revenue from Operations	Average Inventories	5.70	6.87	-16.93%	N/A
6	Trade Receivables turnover Ratio (In times)	Revenue from Operations	Average Trade Receivables	3.09	2.10	47.13%	Provision for bad debts provided resulting decrease in net receivables
7	Trade Payables turnover Ratio (In times)	Purchase of Goods	Average Trade Payables	2.72	3.12	-12.99%	Increased revenue and advances against the projects
8	Net capital turnover Ratio (In times)	Revenue from Operations	Working Capital	537.51%	245.60%	509.04%	On account of exceptional items
9	Net profit Ratio (%)	Net Profit after Tax	Revenue from Operations	-11.77%	-1.93%	118.86%	
10	Return on Capital employed (%)	Profit before Interest, Exceptional Items and Tax	Total Capital Employed	15.79%	0.61%	2498.07%	
11	Return on investment (%)			Not Applicable			

**Arvind Envisol Limited**  
**Notes to the Financial Statements**

**Note 40 : Disclosure in respect of Construction / Job work Contracts**

Particulars	Rs. in Lacs	
	Year ended March 31,2023	March 31,2022
Amount of Contract Revenue Recognized During the Year	8,889.67	8,634.17
Contracts in progress at the end of the reporting period		
Contract cost incurred and recognised profits less recognised losses	25,833.70	20,660.11
Less: Progress Billings	28,647.60	19,856.85
Unbilled Revenue / Deferred Revenue	(2,813.90)	803.26
Recognized and included in the financial statements as amounts due:		
-from customers under construction contracts	291.55	2,031.87
-to customers under construction contracts	3,105.45	1,228.61
	(2,813.90)	803.26
Amount of Advance Received from Customers	1,229.36	457.89
Amount of Retention from Customers	2,778.00	3,178.65

**Note 41 : Code on Social Security, 2020**

The Code on Social Security, 2020 ("Code") relating to employee benefits during employment and post-employment benefits received Indian Parliament approval and Presidential assent in September 2020. The Code has been published in the Gazette of India. However, the date on which the code will come into effect has not been notified. The Company will assess the impact of the Code when it comes into effect and will record any related impact in the period the code becomes effective.

**Note 42 : Recent Pronouncements**

There are no standards or interpretations which are notified but not yet effective and that would be expected to have a material impact on the Company in the current or future reporting periods.

**Note 43 : Other Notes**

a. During the year ended March 31, 2023 and March 31, 2022, the Company has not advanced or loaned or invested funds (either borrowed funds or share premium or kind of funds) to any other person(s) or entity(ies), including foreign entities (Intermediaries) with the understanding (whether recorded in writing or otherwise) that the Intermediary shall:

- i) directly or indirectly lend or invest in other persons or entities identified in any manner whatsoever by or on behalf of the Company (Ultimate Beneficiaries) or
- ii) provide any guarantee, security or the like to or on behalf of the ultimate beneficiaries.

Further, during the year ended March 31, 2023 and March 31, 2022, the Company has not received any fund from any person(s) or entity(ies), including foreign entities (Funding Party) with the understanding (whether recorded in writing or otherwise) that the Company shall:

- i) directly or indirectly lend or invest in other persons or entities identified in any manner whatsoever by or on behalf of the Funding Party (Ultimate Beneficiaries) or
- ii) provide any guarantee, security, or the like on behalf of the ultimate beneficiaries.

b. The Company has not invested or traded in Crypto Currency or Virtual Currency during the year ended March 31, 2023 (Previous year: Nil).

c. No proceedings have been initiated on or are pending against the Company for holding benami property under the Prohibition of Benami Property Transactions Act, 1988 (as amended in 2016) (formerly the Benami Transactions (Prohibition) Act, 1988 (45 of 1988)) and Rules made thereunder during the year ended March 31, 2023 (Previous year: Nil).

d. The Company has not been declared Willful Defaulter by any bank or financial institution or government or any government authority during the year ended March 31, 2023 (Previous year: Nil).

e. The Company has not surrendered or disclosed as income any transactions not recorded in the books of accounts in the course of tax assessments under the Income Tax Act, 1961 (such as, search or survey or any other relevant provisions of the Income Tax Act, 1961) during the year ended March 31, 2023 (Previous year: Nil).

f. The Company does not have any transactions with the companies struck off under section 248 of the Companies Act, 2013 or section 560 of the Companies Act, 1956 during the year ended March 31, 2023 (Previous year: Nil).

g. The Company has complied with the number of layers prescribed under clause (87) of section 2 of the Act read with the Companies (Restriction on number of Layers) Rules, 2017.

**Note 44 : Events occurring after the reporting period**

The Company evaluates events and transactions that occur subsequent to the balance sheet date but prior to the approval of financial statements to determine the necessity for recognition and/or reporting of subsequent events and transactions in the financial statements. As of May 1, 2023, there were no subsequent events and transactions to be recognized or reported that are not already disclosed.

**Note 45 : Regrouped, Recast, Reclassified**

Material regroupings: Appropriate adjustments have been made in the statements of assets and liabilities, statement of profit and loss and cash flows, wherever required, by a reclassification of the corresponding items of income, expenses, assets, liabilities and cash flows in order to bring them in line with the groupings as per the audited financials of the Company as at March 31, 2023.